Poder Ejecutivo del Estado de Zacatecas

Secretaría de Finanzas

# Informe Financiero Acumulado al Mes de Marzo de 2012

Secretaría de Finanzas

ZACATECAS
CONTIGO EN MOVIMIENTO
GOBIERNO DEL ESTADO
2010-2016

# PRESENTACIÓN

En cumplimiento al Art. 82 fracción XVII de la Constitución Política del Estado de Zacatecas y 51 de la Ley General de Contabilidad Gubernamental, se informa a la ciudadanía sobre la situación que guardan las finanzas públicas del Poder Ejecutivo del Estado acumulada al mes de **Marzo** del Ejercicio 2012.

El documento que se presenta lo conforman:

- Estado de Situación Financiera.
- Estado de Actividades.
- Estado de Variaciones en la Hacienda Pública/Patrimonio.
- Estado de Flujos de Efectivo.
- Estado Analítico del Activo.
- Estado Analítico de la Deuda y Otros Pasivos.
- Informes Sobre Pasivos Contingentes.
- Estado Sobre el Ejercicio de los Ingresos por Rubro Acumulado.
- Estado Analítico de Ingresos por Fuente de Contribución.
- Estado Sobre el Ejercicio de los Ingresos por Rubro y Tipo Acumulado.
- Estado Sobre el Ejercicio de los Ingresos por Rubro, Tipo y Clase de las Participaciones e Incentivos Económicos (R-28).
- Estado Sobre el Ejercicio de los Ingresos por Rubro, Tipo y Clase de los Fondos de Aportaciones Federales (Ramo 33).
- Estado Sobre el Ejercicio de los Ingresos por Rubro, Tipo y Clase de los Convenios de Origen Federal.
- Estado Sobre el Ejercicio de los Ingresos por Rubro, Tipo y Clase de los Ingresos Financieros.
- Subsidios de Origen Federal.
- Comportamiento del Presupuesto Modificado Presentación Programática.
- Comportamiento del Presupuesto Presentación por Objeto del Gasto.
- Estado Sobre el Ejercicio del Presupuesto por: Ente Público/Ramo ó Dependencia.
- Estado Sobre el Ejercicio del Presupuesto por: Poder Ejecutivo/Ente Público.
- Estado Sobre el Ejercicio del Presupuesto por: Poderes Legislativo, Judicial y Órganos Autónomos/Ente Público.
- Estado Sobre el Ejercicio del Presupuesto por: Entidades Paraestatales/Ente Público.
- Estado Sobre el Ejercicio del Presupuesto por: Sector Público Municipal/Ente Público.
- Estado Sobre el Ejercicio del Presupuesto por: Capítulo de Gasto.
- Estado Sobre el Ejercicio del Presupuesto por: Finalidad.
- Estado Sobre el Ejercicio del Presupuesto por: Fuente de Financiamiento.
- Estado Sobre el Ejercicio del Presupuesto por: Eje.
- Estado Sobre el Ejercicio del Presupuesto por: Gasto No Programable/Capítulo.
- Comportamiento de la Deuda Pública Directa.
- Informe Sobre la Aplicación del Empréstito.
- Comportamiento de Obligaciones Financieras a Corto Plazo.

De esta manera, atendiendo a los principios de Transparencia y Rendición de Cuentas, el Poder Ejecutivo del Estado de Zacatecas informa su situación financiera a la ciudadanía.

Poder Ejecutivo del Estado de Zacatecas

Secretaría de Finanzas

Estados Financieros 1er. Trimestre 2012

## Estado de Situación Financiera al 31 de Marzo de 2012.

### A C T I V O

| A C T I V O C I R C U L A N T E | |
|---|---|
| **EFECTIVO Y EQUIVALENTES DE EFECTIVO** | **1,861,801,054** |
| EFECTIVO | 51,007 |
| BANCOS/TESORERIA | 118,324,966 |
| INVERSIONES TEMPORALES (HASTA 3 MESES) | 1,742,922,251 |
| OTROS EFECTIVOS Y EQUIVALENTES | 502,830 |
| **EFECTIVO O EQUIVALENTES DE EFECTIVO A RECIBIR** | **1,176,381,435** |
| CUENTAS POR COBRAR | 121,306,211 |
| DEUDORES DIVERSOS | 341,375,227 |
| INGRESOS POR RECUPERAR | 157,792,608 |
| DEUDORES POR ANTICIPOS DE TESORERÍA | 14,099,051 |
| PRÉSTAMOS OTORGADOS | 409,756,940 |
| OTROS DERECHOS A RECIBIR EFECTIVOS O EQUIVALENTES A CORTO PLAZO | 132,051,398 |
| **TOTAL DE ACTIVOS CIRCULANTES** | **3,038,182,490** |

| A C T I V O N O C I R C U L A N T E | |
|---|---|
| **BIENES INMUEBLES, INFRAESTRUCTURA Y CONTRUCCIONES EN PROCESO** | **6,752,210,044** |
| TERRENOS | 549,443,478 |
| VIVIENDAS | 34,477,320 |
| EDIFICIOS NO HABITACIONALES | 4,399,881,394 |
| INFRAESTRUCTURA | 186,471,024 |
| CONSTRUCCIONES EN PROCESO EN BIENES DE DOMINIO PÚBLICO | 10,535,749 |
| OTROS BIENES INMUEBLES | 1,571,401,080 |
| **BIENES MUEBLES** | **910,944,147** |
| MOBILIARIO Y EQUIPO DE ADMINISTRACIÓN | 371,774,306 |
| EQUIPO DE TRANSPORTE | 324,099,779 |
| MAQUINARIA, OTROS EQUIPOS Y HERRAMIENTAS | 215,070,061 |
| **ACTIVOS DIFERIDOS** | **104,149,285** |
| OTROS ACTIVOS DIFERIDOS | 104,149,285 |
| **TOTAL DE ACTIVOS NO CIRCULANTES** | **7,767,303,476** |
| **TOTAL DE ACTIVOS** | **10,805,485,966** |

### P A S I V O

| P A S I V O C I R C U L A N T E | |
|---|---|
| **CUENTAS POR PAGAR A CORTO PLAZO** | **1,286,346,959** |
| SERVICIOS PERSONALES | 72,965,152 |
| PROVEEDORES | 257,167,415 |
| CONTRATISTAS POR OBRAS PÚBLICAS | 129,424 |
| PARTICIPACIONES Y APORTACIONES | 117,148,835 |
| TRANSFERENCIAS OTORGADAS | 59,592,988 |
| RETENCIONES Y CONTRIBUCIONES | 230,306,876 |
| OTRAS CTAS. POR PAGAR A CORTO PLAZO | 549,036,269 |
| **DOCUMENTOS POR PAGAR A CORTO PLAZO** | **956,166,668** |
| OTROS DOCUMENTOS POR PAGAR A CORTO PLAZO | 956,166,668 |
| **PORCIÓN A CORTO PLAZO DE LA DEUDA PÚBLICA A LARGO PLAZO** | **200,090,571** |
| DEUDA PÚBLICA INTERNA | 200,090,571 |
| **FONDOS Y BIENES DE TERCEROS EN GTÍA. Y/O ADMÓN. A CORTO PLAZO** | **357,005** |
| FONDOS EN GARANTÍA A CORTO PLAZO | 357,005 |
| **PROVISIONES A CORTO PLAZO** | **853,664,221** |
| OTRAS PROVISIONES A CORTO PLAZO | 853,664,221 |
| **OTROS PASIVOS A CORTO PLAZO** | **167,739,918** |
| OTROS PASIVOS A CORTO PLAZO | 167,739,918 |
| **TOTAL DE PASIVOS CIRCULANTES** | **3,464,365,342** |

| P A S I V O N O C I R C U L A N T E | |
|---|---|
| **DEUDA PÚBLICA A LARGO PLAZO** | **3,525,998,447** |
| DEUDA PÚBLICA INTERNA | 3,525,998,447 |
| **TOTAL DE PASIVOS NO CIRCULANTES** | **3,525,998,447** |
| **TOTAL DE PASIVO** | **6,990,363,788** |

| H A C I E N D A P Ú B L I C A / P A T R I M O N I O | |
|---|---|
| **HACIENDA PÚBLICA / PATRIMONIO GENERADO** | **3,815,122,178** |
| RESULTADO DEL EJERCICIO AHORRO/DESAHORRO | 1,010,849,227 |
| RESULTADOS DE EJERCICIOS ANTERIORES | 2,804,272,951 |
| **TOTAL HACIENDA PÚBLICA / PATRIMONIO** | **3,815,122,178** |
| **TOTAL DE PASIVO Y HACIENDA PÚBLICA / PATRIMONIO** | **10,805,485,966** |

SEFIN Secretaría de Finanzas

| Elaboró. EL DIRECTOR DE CONTABILIDAD | Vo.Bo. EL SUBSECRETARIO DE INGRESOS | Autorizó EL SECRETARIO DE FINANZAS |
|---|---|---|
| JORGE ALEJANDRO ESCOBEDO ARMENGOL | ALEJANDRO ARGÜELLES ARELLANO | FERNANDO ENRIQUE SOTO ACOSTA |

En cumplimiento al Art. 82 fracción XVII de la Constitución Política del Estado Libre y Soberano de Zacatecas se informa a la Ciudadanía sobre la situación de las finanzas públicas del Gobierno del Estado por el periodo que se indica.

Bajo protesta de decir verdad declaramos que los Estados Financieros y sus notas, son razonablemente correctos y son responsabilidad del emisor.

**Estado de Actividades del 1 de Enero al 31 de Marzo de 2012.**

| | | |
|---|---|---|
| **INGRESOS Y OTROS BENEFICIOS** | | |
| ***INGRESOS DE LA GESTIÓN*** | | **795,713,313** |
| **Impuestos** | **247,676,930** | |
| Impuestos sobre el Patrimonio | 209,645,875 | |
| Impuesto sobre la Producción, el Consumo y las Transacciones | 959,066 | |
| Impuestos sobre Nóminas y Asimilables | 37,000,869 | |
| Accesorios de Impuestos | 71,120 | |
| **Contribuciones de Mejoras** | **46,521,327** | |
| **Derechos** | **244,698,110** | |
| **Productos de Tipo Corriente** | **9,299,509** | |
| **Aprovechamientos de Tipo Corriente** | **247,517,437** | |
| ***PARTICIPACIONES Y APORTACIONES*** | | **5,215,898,113** |
| **Participaciones** | 1,709,440,802 | |
| **Aportaciones** | 2,902,009,452 | |
| **Convenios** | 604,447,859 | |
| ***OTROS INGRESOS Y BENEFICIOS*** | | **146,541,859** |
| **Ingresos Financieros** | **146,541,859** | |
| Intereses Ganados de Valores, Créditos, Bonos y Otros | 38,843,051 | |
| Otros Ingresos Financieros | 107,698,808 | |
| **TOTAL DE INGRESOS** | | **6,158,153,285** |
| **GASTOS Y OTRAS PÉRDIDAS** | | |
| ***GASTOS DE FUNCIONAMIENTO*** | | **2,178,136,751** |
| Servicios Personales | 2,055,805,895 | |
| Materiales y Suministros | 30,311,592 | |
| Servicios Generales | 92,019,264 | |
| ***TRANSFERENCIAS, ASIGNACIONES, SUBSIDIOS Y OTRAS AYUDAS*** | | **1,777,900,031** |
| Transferencias Internas y Asignaciones al Sector Público | 1,353,497,287 | |
| Transferencias al Resto del Sector Público | 89,344,358 | |
| Subsidios y Subvenciones | 309,330,357 | |
| Ayudas Sociales | 25,728,030 | |
| ***PARTICIPACIONES Y APORTACIONES*** | | **866,131,586** |
| Participaciones | 510,944,875 | |
| Aportaciones | 354,151,935 | |
| Convenios | 1,034,776 | |
| ***INTERESES, COMISIONES Y OTROS GASTOS DE LA DEUDA PÚBLICA*** | | **325,135,690** |
| Intereses, Comisiones y Otros Gastos de la Deuda Pública | 325,135,690 | |
| **TOTAL DE GASTOS Y OTRAS PÉRDIDAS** | | **5,147,304,058** |
| **AHORRO/DESAHORRO NETO DEL EJERCICIO** | | **1,010,849,227** |

SEFIN
Secretaría de Finanzas

Elaboró.
EL DIRECTOR DE CONTABILIDAD

JORGE ALEJANDRO ESCOBEDO ARMENGOL

Vo.Bo.
EL SUBSECRETARIO DE INGRESOS

ALEJANDRO ARGÜELLES ARELLANO

Autorizó
EL SECRETARIO DE FINANZAS

FERNANDO ENRIQUE SOTO ACOSTA

En cumplimiento al Art. 82 fracción XVII de la Constitución Política del Estado de Zacatecas se informa a la ciudadanía sobre la situación de las finanzas públicas del Gobierno del Estado por el periodo que se indica.
Bajo protesta de decir verdad declaramos que los Estados Financieros y sus notas, son razonablemente correctos y son responsabilidad del emisor.

Poder Ejecutivo del Estado de Zacatecas

Secretaría de Finanzas

Estados Financieros 1er. Trimestre 2012

## Estado de Variación en la Hacienda Pública/Patrimonio del 1 de Enero al 31 de Marzo de 2012.

| C O N C E P T O | HACIENDA PÚBLICA/PATRIMONIO CONTRIBUIDO | HACIENDA PÚBLICA/PATRIMONIO GENERADO DE EJERCICIOS ANTERIORES | HACIENDA PÚBLICA/PATRIMONIO GENERADO DEL EJERCICIO | AJUSTES POR CAMBIOS DE VALOR | T O T A L |
|---|---|---|---|---|---|
| **HACIENDA PÚBLICA / PATRIMONIO NETO AL INICIO DEL EJERCICIO 2011** | **4,686,730,039** | **(826,411,054)** | **(48,718,734)** | **0** | **3,811,600,251** |
| **Rectificaciones de Resultados de Ejercicios Anteriores** | **0** | **0** | **0** | **0** | **0** |
| Cambios en Políticas Contables y Cambios por Errores Contables | | | | | |
| **Patrimonio Neto Inicial Ajustado del Ejercicio** | **0** | **0** | **0** | **0** | **0** |
| Actualizaciones y Donaciones de Capital | | | | | 0 |
| Actualizaciones de la Hacienda Pública/ Patrimonio | | | | | 0 |
| **Variaciones de la Hacienda Pública/ Patrimonio Neto del Ejercicio** | **(254,612,455)** | **(48,718,734)** | **(703,996,111)** | **0** | **(1,007,327,300)** |
| Ganancia/Pérdida por Revalúos | | | | | 0 |
| Reservas | | | | | 0 |
| Resultados del Ejercicio: Ahorro/Desahorro | | | (752,714,845) | | (752,714,845) |
| Otras Variaciones de la Hacienda Pública/ Patrimonio Neto | (254,612,455) | (48,718,734) | 48,718,734 | | (254,612,455) |
| **HACIENDA PÚBLICA / PATRIMONIO NETO AL FINAL DEL EJERCICIO 2011** | **4,432,117,584** | **(875,129,788)** | **(752,714,845)** | **0** | **2,804,272,951** |
| **Rectificaciones de Resultados de Ejercicios Anteriores** | **0** | **0** | **0** | **0** | **0** |
| Cambios en Políticas Contables y Cambios por Errores Contables | | | | | 0 |
| **Cambios en la Hacienda Pública/ Patrimonio 2012** | **0** | **0** | **0** | **0** | **0** |
| Actualizaciones y Donaciones de Capital | | | | | 0 |
| Actualizaciones de la Hacienda Pública/ Patrimonio | | | | | 0 |
| **Variaciones de la Hacienda Pública/ Patrimonio Neto del Ejercicio** | **(4,432,117,584)** | **3,679,402,739** | **1,763,564,072** | **0** | **1,010,849,227** |
| Ganancia/Pérdida por Revalúos | | | | | 0 |
| Reservas | | | | | 0 |
| Resultados del Ejercicio: Ahorro/Desahorro | | | 1,010,849,227 | | 1,010,849,227 |
| Otras Variaciones del Patrimonio Neto | (4,432,117,584) | 3,679,402,739 | 752,714,845 | | 0 |
| **SALDO NETO EN LA HACIENDA PÚBLICA / PATRIMONIO AL 31 DE MARZO DEL EJERCICIO 2012** | **0** | **2,804,272,951** | **1,010,849,227** | **0** | **3,815,122,178** |

SEFIN
Secretaría de Finanzas

Elaboró
EL DIRECTOR DE CONTABILIDAD

JORGE ALEJANDRO ESCOBEDO ARMENGOL

Vo.Bo.
EL SUBSECRETARIO DE INGRESOS

ALEJANDRO ARGÜELLES ARELLANO

AUTORIZÓ
EL SECRETARIO

FERNANDO ENRIQUE SOTO ACOSTA

En cumplimiento al Art. 82 fracción XVII de la Constitución Política del Estado Libre y Soberano de Zacatecas se informa a la Ciudadanía sobre la situación de las finanzas públicas del Gobierno del Estado por el periodo que se indica.
Bajo protesta de decir verdad declaramos que los Estados Financieros y sus notas, son razonablemente correctos y son responsabilidad del emisor.

Poder Ejecutivo del Estado de Zacatecas

Secretaría de Finanzas

Estados Financieros 1er. Trimestre 2012

**Estado de Flujos de Efectivo del 1 de Enero al 31 de Marzo de 2012.**

| C O N C E P T O | | | |
|---|---|---|---|
| **FLUJOS DE EFECTIVO DE LAS ACTIVIDADES DE GESTIÓN** | | | |
| ***ORIGEN*** | | **6,158,153,285** | |
| IMPUESTOS | 247,676,930 | | |
| CONTIBUCIONES DE MEJORAS | 46,521,327 | | |
| DERECHOS | 244,698,110 | | |
| PRODUCTOS DE TIPO CORRIENTE | 9,299,509 | | |
| APROVECHAMIENTOS DE TIPO CORRIENTE | 247,517,437 | | |
| ***PARTICIPACIONES Y APORTACIONES*** | | **5,215,898,113** | |
| PARTICIPACIONES | 1,709,440,802 | | |
| APORTACIONES | 2,902,009,452 | | |
| CONVENIOS | 604,447,859 | | |
| ***OTROS INGRESOS Y BENEFICIOS*** | | **146,541,859** | |
| ***APLICACIÓN*** | | **4,822,168,368** | |
| SERVICIOS PERSONALES | 2,055,805,895 | | |
| MATERIALES Y SUMUNISTROS | 30,311,592 | | |
| SERVICIOS GENERALES | 92,019,264 | | |
| ***TRANSFERENCIAS, ASIGNACIONES, SUBSIDIOS Y OTRAS AYUDAS*** | | **1,777,900,031** | |
| TRANSFERENCIAS INTERNAS Y ASIGNACIONES AL SECTOR PÚBLICO | 1,353,497,287 | | |
| TRANSFERENCIAS AL RESTO DEL SECTOR PÚBLICO | 89,344,358 | | |
| SUBSIDIOS Y SUBVENCIONES | 309,330,357 | | |
| AYUDAS SOCIALES | 25,728,030 | | |
| ***PARTICIPACIONES Y APORTACIONES*** | | **866,131,586** | |
| PARTICIPACIONES | 510,944,875 | | |
| APORTACIONES | 354,151,935 | | |
| CONVENIOS | 1,034,776 | | |
| ***FLUJOS NETOS DE EFECTIVO POR ACTIVIDADES DE OPERACIÓN*** | | **1,335,984,916** | |
| **FLUJOS DE EFECTIVO DE LAS ACTIVIDADES DE INVERSIÓN** | | | |
| ***ORIGEN*** | | **0** | |
| CONTRIBUCIONES DE CAPITAL | 0 | | |
| VENTA DE ACTIVOS FÍSICOS | 0 | | |
| OTROS | 0 | | |
| ***APLICACIÓN*** | | **1,663,248,910** | |
| BIENES INMUEBLES Y MUEBLES | 1,595,563,876 | | |
| CONSTRUCCIONES EN PROCESO (OBRA PÚBLICA) | 10,535,749 | | |
| OTROS | 57,149,285 | | |
| ***FLUJOS NETOS DE EFECTIVO POR ACTIVIDADES DE INVERSIÓN*** | | **(1,663,248,910)** | |
| **FLUJOS DE EFECTIVO DE LAS ACTIVIDADES DE FINANCIAMIENTO** | | | |
| ***ORIGEN*** | | **2,165,596,545** | |
| ENDEUDAMIENTO NETO | 1,075,460,681 | | |
| INTERNO | 1,075,460,681 | | |
| INCREMENTO EN OTROS PASIVOS | 1,054,888,785 | | |
| DISMINUCIÓN DE ACTIVOS FINANCIEROS | 35,247,079 | | |
| ***APLICACIÓN*** | | **1,965,290,110** | |
| INCREMENTO DE ACTIVOS FINANCIEROS | 495,623,653 | | |
| SERVICIOS DE LA DEUDA | 325,135,690 | | |
| INTERNO | 325,135,690 | | |
| DISMINUCIÓN DE OTROS PASIVOS | 1,144,530,768 | | |
| ***FLUJOS NETOS DE EFECTIVO POR ACTIVIDADES DE FINANCIAMIENTO*** | | **200,306,434** | |
| **INCREMENTO/DISMINUCIÓN NETA EN EL EFECTIVO Y EQUIVALENTES AL EFECTIVO** | | **(126,957,560)** | |
| **EFECTIVO Y EQUIVALENTES AL EFECTIVO AL INICIO DEL EJERCICIO** | | **1,988,758,614** | |
| **EFECTIVO Y EQUIVALENTES AL EFECTIVO AL FINAL DEL EJERCICIO** | | **1,861,801,054** | |

SEFIN
Secretaría de Finanzas

Elaboró
EL DIRECTOR DE CONTABILIDAD

JORGE ALEJANDRO ESCOBEDO ARMENGOL

Vo.Bo.
EL SUBSECRETARIO DE INGRESOS

ALEJANDRO ARGÜELLES ARELLANO

AUTORIZÓ
EL SECRETARIO

FERNANDO ENRIQUE SOTO ACOSTA

En cumplimiento al Art. 82 fracción XVII de la Constitución Política del Estado Libre y Soberano de Zacatecas se informa a la Ciudadanía sobre la situación de las finanzas públicas del Poder Ejecutivo del Estado de Zacatecas por el periodo que se indica.
Bajo protesta de decir verdad declaramos que los Estados Financieros y sus notas, son razonablemente correctos y son responsabilidad del emisor.

Poder Ejecutivo del Estado de Zacatecas
Secretaría de Finanzas
Estados Financieros 1er. Trimestre 2012

**Estado Analítico del Activo al mes de Marzo de 2012.**

| Cuenta Contable | | Saldo Inicial | Cargos del Periodo | Abonos del Periodo | Saldo Final | Flujo del Periodo |
|---|---|---|---|---|---|---|
| **1** | **A C T I V O** | **8,808,818,042** | **360,087,926,745** | **358,091,258,820** | **10,805,485,966** | **1,996,667,924** |
| **1.1** | **ACTIVO CIRCULANTE** | **2,704,763,475** | **358,424,677,834** | **358,091,258,820** | **3,038,182,490** | **333,419,014** |
| 1.1.1 | EFECTIVO Y EQUIVALENTES | **1,988,758,614** | **344,058,457,012** | **344,185,414,572** | **1,861,801,054** | **(126,957,560)** |
| 1.1.1.1 | EFECTIVO | 0 | 2,298,495,906 | 2,298,444,899 | 51,007 | 51,007 |
| 1.1.1.2 | BANCOS/TESORERIA | 273,217,169 | 183,353,330,521 | 183,508,222,723 | 118,324,966 | (154,892,202) |
| 1.1.1.3 | BANCOS DEPENDENCIAS Y OTROS | 0 | 0 | 0 | 0 | 0 |
| 1.1.1.4 | INVERSIONES TEMPORALES (HASTA 3 MESES) | 1,715,038,615 | 158,406,630,585 | 158,378,746,950 | 1,742,922,251 | 27,883,635 |
| 1.1.1.5 | FONDOS CON AFECTACION ESPECIFICA | 0 | 0 | 0 | 0 | 0 |
| 1.1.1.6 | DEP. DE FDOS. DE TERCEROS EN GRTIA. Y/O ADMON. | 0 | 0 | 0 | 0 | 0 |
| 1.1.1.9 | OTROS ACTIVOS Y EQUIVALENTES | 502,830 | 0 | 0 | 502,830 | 0 |
| 1.1.2 | DERECHOS A RECIBIR EFECTIVO O EQUIVALENTES | **716,004,862** | **14,366,220,822** | **13,905,844,249** | **1,176,381,435** | **460,376,574** |
| 1.1.2.1 | INVERSIONES FINANCIERAS DE CORTO PLAZO | 0 | 0 | 0 | 0 | 0 |
| 1.1.2.2 | CUENTAS POR COBRAR A CORTO PLAZO | 105,612,807 | 10,247,472,729 | 10,231,779,325 | 121,306,211 | 15,693,404 |
| 1.1.2.3 | DEUDORES DIVERSOS POR COBRAR A CORTO PLAZO | 47,044,203 | 2,288,742,016 | 1,994,410,992 | 341,375,227 | 294,331,024 |
| 1.1.2.4 | INGRESOS POR RECUPERAR A CORTO PLAZO | 32,655,513 | 1,186,945,038 | 1,061,807,943 | 157,792,608 | 125,137,095 |
| 1.1.2.5 | DEUDORES POR ANTICIP. DE TESORERIA A CTO. PLAZO | 0 | 14,721,500 | 622,449 | 14,099,051 | 14,099,051 |
| 1.1.2.6 | PRESTAMOS OTORGADOS A CORTO PLAZO | 445,004,019 | 148,691,287 | 183,938,365 | 409,756,940 | (35,247,079) |
| 1.1.2.9 | OTROS DERECHOS A RECIBIR EFECT. O EQUIV. | 85,688,320 | 479,648,253 | 433,285,174 | 132,051,398 | 46,363,078 |
| 1.1.3 | DERECHOS A RECIBIR BIENES O SERVICIOS | **0** | **0** | **0** | **0** | **0** |
| 1.1.3.4 | ANTICIPO A CONTRAT. POR OBRAS PÚBL. A CORTO PLAZO | 0 | 0 | 0 | 0 | 0 |
| 1.2 | **ACTIVO NO CIRCULANTE** | **6,104,054,566** | **1,663,248,910** | **0** | **7,767,303,476** | **1,663,248,910** |
| 1.2.1 | INVERSIONES FINANCIERAS A LARGO PLAZO | **0** | **0** | **0** | **0** | **0** |
| 1.2.1.3 | FIDEICOMISOS, MANDATOS Y CONTRATOS ANÁLOGOS | 0 | 0 | 0 | 0 | 0 |
| 1.2.3 | BIENES INMUEB., INFRAESTR.Y CONSTR. EN PROCESO | **5,196,674,296** | **1,555,535,749** | **0** | **6,752,210,044** | **1,555,535,749** |
| 1.2.3.1 | TERRENOS | 549,443,478 | 0 | 0 | 549,443,478 | 0 |
| 1.2.3.2 | VIVIENDAS | 34,477,320 | 0 | 0 | 34,477,320 | 0 |
| 1.2.3.3 | EDIFICIOS NO HABITACIONALES | 4,399,881,394 | 0 | 0 | 4,399,881,394 | 0 |
| 1.2.3.4 | INFRAESTRUCTURA | 186,471,024 | 0 | 0 | 186,471,024 | 0 |
| 1.2.3.5 | CONSTR. EN PROCESO EN BIENES DE DOMINIO PÚBLICO | 0 | 10,535,749 | 0 | 10,535,749 | 10,535,749 |
| 1.2.3.6 | CONTRUCCIONES EN PROCESO EN BIENES PROPIOS | 0 | 0 | 0 | 0 | 0 |
| 1.2.3.9 | OTROS BIENES INMUEBLES | 26,401,080 | 1,545,000,000 | 0 | 1,571,401,080 | 1,545,000,000 |
| 1.2.4 | BIENES MUEBLES | **860,380,271** | **50,563,876** | **0** | **910,944,147** | **50,563,876** |
| 1.2.4.1 | MOBILIARIO Y EQUIPO DE ADMINISTRACION | 371,753,330 | 20,976 | 0 | 371,774,306 | 20,976 |
| 1.2.4.2 | MOBILIARIO Y EQUIPO EDUCACIONAL Y RECREATIVO | 0 | 0 | 0 | 0 | 0 |
| 1.2.4.3 | EQUIPO E INSTRUMENTAL MÉDICO Y DE LABORATORIO | 0 | 0 | 0 | 0 | 0 |
| 1.2.4.4 | EQUIPO DE TRANSPORTE | 273,556,880 | 50,542,900 | 0 | 324,099,779 | 50,542,900 |
| 1.2.4.6 | MAQUINARIA OTROS EQUIPOS Y HERRAMIENTAS | 215,070,061 | 0 | 0 | 215,070,061 | 0 |
| 1.2.7 | ACTIVOS DIFERIDOS | **47,000,000** | **57,149,285** | **0** | **104,149,285** | **57,149,285** |
| 1.2.7.9 | OTROS ACTIVOS DIFERIDOS | 47,000,000 | 57,149,285 | 0 | 104,149,285 | 57,149,285 |

SEFIN
Secretaría de Finanzas

Elaboró.
EL DIRECTOR DE CONTABILIDAD

JORGE ALEJANDRO ESCOBEDO ARMENGOL

Vo.Bo.
EL SUBSECRETARIO DE INGRESOS

ALEJANDRO ARGÜELLES ARELLANO

Autorizó
EL SECRETARIO DE FINANZAS

FERNANDO ENRIQUE SOTO ACOSTA

En cumplimiento al Art. 82 fracción XVII de la Constitución Política del Estado Libre y Soberano de Zacatecas se informa a la Ciudadanía sobre la situación de las finanzas públicas del Poder Ejecutivo del Estado de Zacatecas por el periodo que se indica.
Bajo protesta de decir verdad declaramos que los Estados Financieros y sus notas, son razonablemente correctos y son responsabilidad del emisor.

Poder Ejecutivo del Estado de Zacatecas

Secretaría de Finanzas

Estados Financieros del 1er. Trimestre de 2012

## Reporte Analítico de Deuda Pública al 31 de Marzo de 2012

| DENOMINACIÓN DE LAS DEUDAS | Moneda de Contratación | Institución ó País Acreedor | Saldo al Inicio del Periodo | MOVIMIENTOS | | | | | Saldo al Final del Periodo |
|---|---|---|---|---|---|---|---|---|---|
| | | | | Operaciones de Endeudamiento del Periodo | | | Depuración o Conciliación | Variación del Endeudamiento del Periodo | |
| | | | | Amortización Bruta | Colocación Bruta | Endeudamiento Neto del Periodo | | | |
| **DEUDA PÚBLICA** | | | **2,211,795,005** | **1,091,340,882** | **2,605,634,895** | **1,514,294,013** | **0** | **1,514,294,013** | **3,726,089,018** |
| **CORTO PLAZO** | | | **376,764,785** | **176,674,215** | **0** | **(176,674,215)** | **0** | **(176,674,215)** | **200,090,571** |
| DEUDA PÚBLICA INTERIOR | | | 376,764,785 | 176,674,215 | 0 | (176,674,215) | 0 | (176,674,215) | 200,090,571 |
| INSTITUCIONES DE CRÉDITO | Pesos Mexicanos | BANOBRAS | 160,000,000 | 160,000,000 | 0 | (160,000,000) | 0 | (160,000,000) | 0 |
| INSTITUCIONES DE CRÉDITO | Pesos Mexicanos | BANCOMER | 216,764,785 | 16,674,215 | 0 | (16,674,215) | 0 | (16,674,215) | 200,090,571 |
| **SUBTOTAL CORTO PLAZO** | | | **376,764,785** | **176,674,215** | **0** | **(176,674,215)** | **0** | **(176,674,215)** | **200,090,571** |
| **LARGO PLAZO** | | | **1,835,030,219** | **914,666,667** | **2,605,634,895** | **1,690,968,228** | **0** | **1,690,968,228** | **3,525,998,447** |
| DEUDA PÚBLICA INTERIOR | | | **1,835,030,219** | **914,666,667** | **2,605,634,895** | **1,690,968,228** | **0** | **1,690,968,228** | **3,525,998,447** |
| INSTITUCIONES DE CRÉDITO | Pesos Mexicanos | BANORTE | 1,661,788,710 | 0 | 1,338,211,290 | 1,338,211,290 | 0 | 1,338,211,290 | 3,000,000,000 |
| INSTITUCIONES DE CRÉDITO | Pesos Mexicanos | BANCOMER | 173,241,509 | 0 | 120,423,605 | 120,423,605 | 0 | 120,423,605 | 293,665,114 |
| INSTITUCIONES DE CRÉDITO | Pesos Mexicanos | BANOBRAS | 0 | 914,666,667 | 1,147,000,000 | 232,333,333 | 0 | 232,333,333 | 232,333,333 |
| **SUBTOTAL LARGO PLAZO** | | | **1,835,030,219** | **914,666,667** | **2,605,634,895** | **1,690,968,228** | **0** | **1,690,968,228** | **3,525,998,447** |
| **OTROS PASIVOS** | | | **1,395,000,000** | **438,833,332** | **0** | **(438,833,332)** | **0** | **(438,833,332)** | **956,166,668** |
| OTROS DOCUMENTOS POR PAGAR A CORTO PLAZO | Pesos Mexicanos | INTERACCIONES | 1,395,000,000 | 1,200,833,332 | 762,000,000 | (438,833,332) | 0 | (438,833,332) | 956,166,668 |
| **TOTAL DEUDA Y OTROS PASIVOS** | | | **3,606,795,005** | **1,530,174,214** | **2,605,634,895** | **1,075,460,681** | **0** | **1,075,460,681** | **4,682,255,686** |

Elaboró
EL DIRECTOR DE CONTABILIDAD

JORGE ALEJANDRO ESCOBEDO ARMENGOL

Vo.Bo.
EL SUBSECRETARIO DE INGRESOS

ALEJANDRO ARGÜELLES ARELLANO

Autorizó
EL SECRETARIO DE FINANZAS

FERNANDO ENRIQUE SOTO ACOSTA

**En cumplimiento al Art. 82 fracción XVII de la Constitución Política del Estado de Zacatecas se informa a la Ciudadanía sobre la situación de las finanzas públicas del Gobierno del Estado por el periodo que se indica.**

**Informe Sobre Pasivos Contingentes.**

| Municipio | Monto de Financiamientos | Saldo al 31 de Marzo del 2012 | Porcentaje por Pagar |
|---|---|---|---|
| **SALDO DE DEUDA PÚBLICA INDIRECTA A CARGO DE MUNICIPIOS** | | | |
| CALERA | 2,638,135 | 47,999 | 1.82% |
| GENARO CODINA | 9,335,864 | 3,907,412 | 41.85% |
| GENERAL FRANCISCO R. MURGUÍA | 4,500,000 | 737,309 | 16.38% |
| GUADALUPE | 83,000,000 | 83,000,000 | 100.00% |
| HUANUSCO | 525,052 | 273,221 | 52.04% |
| JALPA | 2,978,894 | 467,277 | 15.69% |
| JUAN ALDAMA | 8,000,000 | 4,207,687 | 52.60% |
| MIGUEL AUZA | 4,736,388 | 163,927 | 3.46% |
| NOCHISTLAN DE MEJÍA | 13,729,587 | 1,429,586 | 10.41% |
| PANUCO | 2,000,000 | 37,037 | 1.85% |
| PINOS | 8,500,000 | 2,324,824 | 27.35% |
| TRANCOSO | 5,825,792 | 1,733,333 | 29.75% |
| VILLA HIDALGO | 4,000,000 | 280,719 | 7.02% |
| **TOTALES** | **149,769,712** | **98,610,330** | **65.84%** |

SEFIN
Secretaría de Finanzas

Elaboró.
EL DIRECTOR DE CONTABILIDAD

JORGE ALEJANDRO ESCOBEDO ARMENGOL

Vo.Bo.
EL SUBSECRETARIO DE INGRESOS

ALEJANDRO ARGÜELLES ARELLANO

Autorizó
EL SECRETARIO DE FINANZAS

FERNANDO ENRIQUE SOTO ACOSTA

En cumplimiento al Art. 82 fracción XVII de la Constitución Política del Estado Libre y Soberano de Zacatecas se informa a la Ciudadanía sobre la situación de las finanzas públicas del Poder Ejecutivo del Estado de Zacatecas por el periodo que se indica.
Bajo protesta de decir verdad declaramos que los Estados Financieros y sus notas, son razonablemente correctos y son responsabilidad del emisor.

# Poder Ejecutivo del Estado de Zacatecas

Secretaría de Finanzas

Estados Financieros del 1er. Trimestre de 2012.

**Estado Sobre el Ejercicio de los Ingresos por Rubro Acumulado de Enero a Marzo de 2012.**

| Fuente de Ingresos | | Ley de Ingresos Estimado | | Modificado | Devengado | Recaudado | Avance de Recaudación Recaudación/Estimación | |
|---|---|---|---|---|---|---|---|---|
| | | Anual[1] | 1er. Trimestre | | | | Anual | Trimestral |
| I | Impuestos | 459,372,982 | 260,100,455 | 0 | 248,314,422 | 139,463,623 | 30.36% | 53.62% |
| II | Contribuciones de Mejoras | 125,689,964 | 5,209,143 | 0 | 46,521,327 | 46,521,327 | 37.01% | 893.07% |
| III | Derechos | 406,055,849 | 250,380,601 | 0 | 244,863,117 | 239,769,973 | 59.05% | 95.76% |
| V | Productos | 37,968,530 | 4,629,491 | 0 | 9,299,509 | 8,249,373 | 21.73% | 178.19% |
| VI | Aprovechamientos | 567,102,736 | 130,636,339 | 0 | 254,905,359 | 245,615,401 | 43.31% | 188.01% |
| VIII | Participaciones y Aportaciones | 18,947,033,961 | 4,967,600,314 | 0 | 5,215,979,629 | 5,215,759,079 | 27.53% | 105.00% |
| X | Ingresos Derivados de Financiamiento[2] | 4,432,254,079 | 1,305,515,303 | 0 | 1,837,510,087 | 1,837,482,019 | 41.46% | 140.75% |
| **TOTALES** | | **24,975,478,101** | **6,924,071,646** | **0** | **7,857,393,450** | **7,732,860,795** | **30.96%** | **111.68%** |

SEFIN
Secretaría de Finanzas

Ordenamiento Legal: Ley de Ingresos Decreto No. 290 Art. No. 1.

[1] Nota: Los importes que se reportan en la columna "Ley de Ingresos Estimado/Anual", presentan variaciones en los rubros de Productos, Aprovechamientos, Participaciones y Aportaciones, con respecto a la Ley de Ingresos del Estado de Zacatecas para el Ejercicio Fiscal 2012 aprobado en el Decreto 290, debido a la adecuación que se hizo para alinearla al Clasificador por Rubro de Ingresos.

[2] Nota: Se precisa el tratamiento contable con los recursos derivados de Financiamiento, los cuales si constituyen un ingreso para efectos presupuestales, ya que están contemplados en la Ley de Ingresos, pero contablemente se registran como un Pasivo. Al 31 de Marzo de 2012, los Recursos derivados de financiemiento ascienden a la cantidad de $1´690´968,228.00

## Gráfico de los Ingresos.

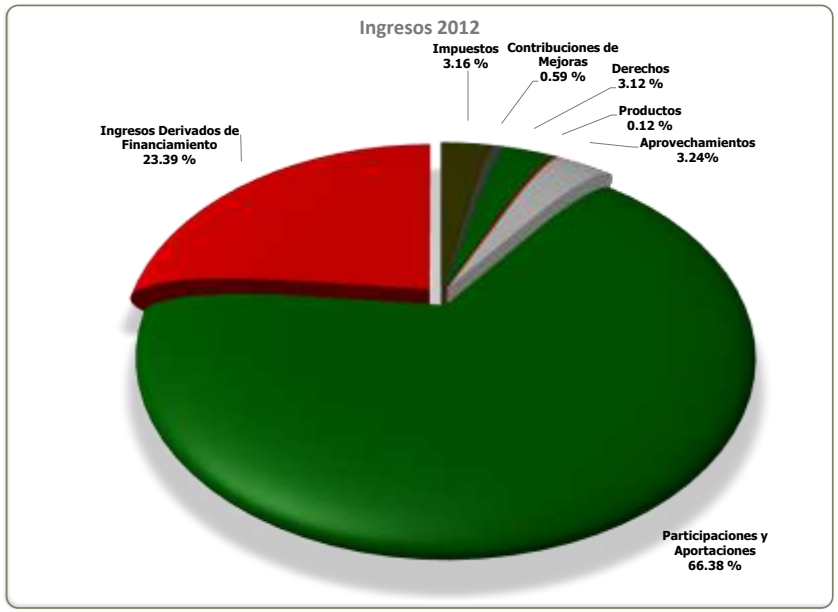


| Concepto | 2012 | |
|---|---|---|
| | Estimado | Devengado |
| | 6,924,071,646 | 7,857,393,450 |
| Impuestos | 260,100,455 | 248,314,422 |
| Contribuciones de Mejoras | 5,209,143 | 46,521,327 |
| Derechos | 250,380,601 | 244,863,117 |
| Productos | 4,629,491 | 9,299,509 |
| Aprovechamientos | 130,636,339 | 254,905,359 |
| Participaciones y Aportaciones | 4,967,600,314 | 5,215,979,629 |
| Ingresos Derivados de Financiamiento | 1,305,515,303 | 1,837,510,087 |

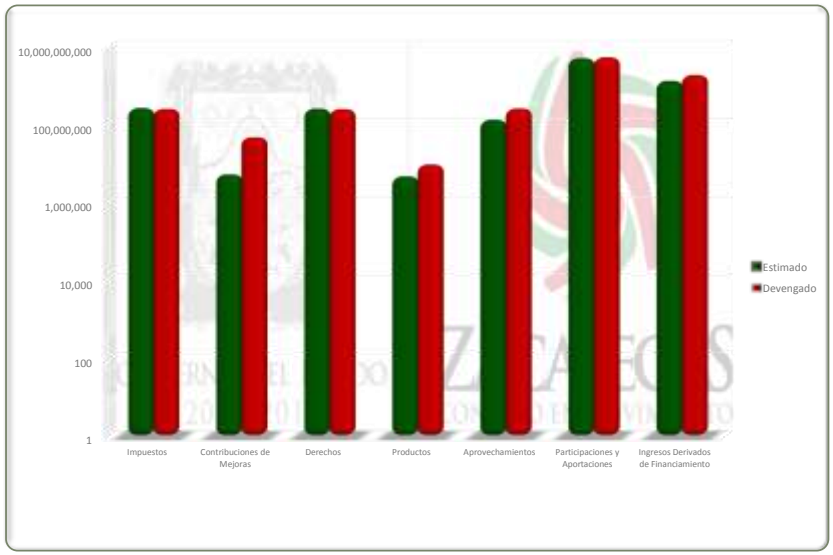


SEFIN
Secretaría de Finanzas

Ordenamiento Legal: Ley de Ingresos Decreto No. 290 Art. No. 1.

# Poder Ejecutivo del Estado de Zacatecas

Secretaría de Finanzas

Estados Financieros del 1er. Trimestre de 2012.

## Estado Analítico de Ingresos por Fuente de Contribución.

| Tributarios | Ley de Ingresos Estimado | | Modificado | Devengado | Recaudado | Acance de Recaudación Recaudación/Estimación | |
|---|---|---|---|---|---|---|---|
| | Anual | 1er. Trimestre | | | | Anual | Trimestral |
| Impuestos Sobre los Ingresos | | | | | | | |
| Impuestos Sobre el Patrimonio | 341,905,579 | 231,289,582 | 0 | 209,976,748 | 101,265,129 | 29.62% | 43.78% |
| Impuesto Sobre la Producción, el Consumo y las Transacciones | 5,064,301 | 1,088,345 | 0 | 970,420 | 970,420 | 19.16% | 89.16% |
| Impuestos al Comercio Exterior | | | | | | | |
| Impuestos Sobre Nómina y Asimilables | 112,403,102 | 27,722,528 | 0 | 37,296,117 | 37,156,938 | 33.06% | 134.03% |
| Impuestos Ecológicos | | | | | | | |
| Accesorios | 0 | 0 | 0 | 71,136 | 71,136 | 100.00% | 100.00% |
| Otros Impuestos | | | | | | | |
| **Subtotal Tributario** | **459,372,982** | **260,100,455** | **0** | **248,314,422** | **139,463,623** | **30.36%** | **53.62%** |

| No Tributarios | | Ley de Ingresos Estimado | | Modificado | Devengado | Recaudado | Acance de Recaudación Recaudación/Estimación | |
|---|---|---|---|---|---|---|---|---|
| | | Anual | 1er. Trimestre | | | | Anual | Trimestral |
| I | Derechos | 406,055,849 | 250,380,601 | 0 | 244,863,117 | 239,769,973 | 59.05% | 95.76% |
| II | Productos | 37,968,530 | 4,629,491 | 0 | 9,299,509 | 8,249,373 | 21.73% | 178.19% |
| III | Aprovechamientos | 567,102,736 | 130,636,339 | 0 | 254,905,359 | 245,615,401 | 43.31% | 188.01% |
| IV | Contribuciones de Mejoras | 125,689,964 | 5,209,143 | 0 | 46,521,327 | 46,521,327 | 37.01% | 893.07% |
| **Subtotal No Tributario** | | **1,136,817,079** | **390,855,574** | **0** | **555,589,312** | **540,156,074** | **47.51%** | **138.20%** |

| | | | | | | | |
|---|---|---|---|---|---|---|---|
| **TOTALES** | **1,596,190,061** | **650,956,029** | **0** | **803,903,733** | **679,619,698** | **42.58%** | **104.40%** |

SEFIN
Secretaría de Finanzas

## Estado sobre el Ejercicio de los Ingresos por Rubro y Tipo Acumulado de Enero a Marzo de 2012.

| Concepto | | Ley de Ingresos Estimado | | Modificado | Devengado | Recaudado | Avances de Recaudación Recaudación/Estimación | |
|---|---|---|---|---|---|---|---|---|
| | | Anual | 1er. Trimestre | | | | Anual | Trimestral |
| **I** | **IMPUESTOS** | | | | | | | |
| 11 | Impuestos sobre los Ingresos | | | | | | | |
| 12 | Impuestos sobre el Patrimonio | 341,905,579 | 231,289,582 | 0 | 209,976,748 | 101,265,129 | 29.62% | 43.78% |
| 13 | Impuestos sobre la Producción, el Consumo y las Transacciones | 5,064,301 | 1,088,345 | 0 | 970,420 | 970,420 | 19.16% | 89.16% |
| 14 | Impuestos al Comercio Exterior | | | | | | | |
| 15 | Impuesto sobre Nóminas y Asimilables | 112,403,102 | 27,722,528 | 0 | 37,296,117 | 37,156,938 | 33.06% | 134.03% |
| 16 | Impuestos Ecológicos | | | | | | | |
| 17 | Accesorios | 0 | 0 | 0 | 71,136 | 71,136 | 100.00% | 100.00% |
| 18 | Otros Impuestos | | | | | | | |
| 19 | Impuestos no Comprendidos en las Fracciones de la Ley de Ingresos Causadas en Ejercicios Fiscales Anteriores Pendientes de Liquidación o Pago | | | | | | | |
| **Subtotal Impuestos** | | **459,372,982** | **260,100,455** | **0** | **248,314,422** | **139,463,623** | **30.36%** | **53.62%** |
| **II** | **CONTRIBUCIONES DE MEJORAS** | | | | | | | |
| 31 | Contribuciones de Mejoras por Obras Públicas | 125,689,964 | 5,209,143 | 0 | 46,521,327 | 46,521,327 | 37.01% | 893.07% |
| 39 | Contribuciones de Mejoras no Comprendidas en las Fracciones de la Ley de Ingresos Causadas en Ejercicios Fiscales Anteriores Pendientes de Liquidación o Pago | | | | | | | |
| **Subtotal Contribuciones de Mejoras** | | **125,689,964** | **5,209,143** | **0** | **46,521,327** | **46,521,327** | **37.01%** | **893.07%** |
| **III** | **DERECHOS** | | | | | | | |
| 41 | Derechos por el Uso, Goce, Aprovechamiento o Explotación de Bienes de Dominio Público | | | | | | | |
| 42 | Derechos a los Hidrocarburos | | | | | | | |
| 43 | Derechos por Prestación de Servicios | 403,114,119 | 249,655,677 | 0 | 237,851,215 | 232,760,195 | 57.74% | 93.23% |
| 44 | Otros Derechos | 2,941,730 | 724,924 | 0 | 2,514,689 | 2,512,565 | 85.41% | 346.60% |
| 45 | Accesorios | 0 | 0 | 0 | 4,497,213 | 4,497,213 | 100.00% | 100.00% |
| 49 | Derechos no Comprendidos en las Fracciones de la Ley de Ingresos Causadas en Ejercicios Fiscales Anteriores Pendientes de Liquidación o Pago | | | | | | | |
| **Subtotal Derechos** | | **406,055,849** | **250,380,601** | **0** | **244,863,117** | **239,769,973** | **59.05%** | **95.76%** |
| **Total Hoja 1/2** | | **991,118,795** | **515,690,199** | **0** | **539,698,866** | **425,754,924** | **42.96%** | **82.56%** |

Poder Ejecutivo del Estado de Zacatecas

Secretaría de Finanzas

Estados Financieros del 1er. Trimestre de 2012.

## Estado sobre el Ejercicio de los Ingresos por Rubro y Tipo Acumulado de Enero a Marzo de 2012.

| Concepto | | Ley de Ingresos Estimado | | Modificado | Devengado | Recaudado | Avances de Recaudación Recaudación/Estimación | |
|---|---|---|---|---|---|---|---|---|
| | | Anual | 1er. Trimestre | | | | Anual | Trimestral |
| **V** | **PRODUCTOS** | | | | | | | |
| 51 | Productos de Tipo Corriente | 37,968,530 | 4,629,491 | 0 | 9,299,509 | 8,249,373 | 21.73% | 178.19% |
| 52 | Productos de Capital | | | | | | | |
| 59 | Productos no Comprendidos en las Fracciones de la Ley de Ingresos Causadas en Ejercicios Fiscales Anteriores Pendientes de Liquidación o Pago | | | | | | | |
| | **Subtotal Productos** | **37,968,530** | **4,629,491** | **0** | **9,299,509** | **8,249,373** | **21.73%** | **178.19%** |
| **VI** | **APROVECHAMIENTOS** | | | | | | | |
| 61 | Aprovechamientos de Tipo Corriente | 567,102,736 | 130,636,339 | 0 | 254,905,359 | 245,615,401 | 43.31% | 188.01% |
| 62 | Aprovechamientos de Capital | | | | | | | |
| 69 | Aprovechamientos no Comprendidos en las Fracciones de la Ley de Ingresos Causadas en Ejercicios Fiscales Anteriores Pendientes de Liquidación o Pago | | | | | | | |
| | **Subtotal Aprovechamientos** | **567,102,736** | **130,636,339** | **0** | **254,905,359** | **245,615,401** | **43.31%** | **188.01%** |
| **VIII** | **PARTICIPACIONES Y APORTACIONES** | | | | | | | |
| 81 | Participaciones | 6,774,405,156 | 1,699,556,075 | 0 | 1,709,522,318 | 1,709,522,318 | 25.24% | 100.59% |
| 82 | Aportaciones | 9,079,325,161 | 2,803,541,043 | 0 | 2,902,009,452 | 2,902,009,452 | 31.96% | 103.51% |
| 83 | Convenios | 3,093,303,644 | 464,503,196 | 0 | 604,447,859 | 604,227,309 | 19.53% | 130.08% |
| | **Subtotal Participaciones y Aportaciones** | **18,947,033,961** | **4,967,600,314** | **0** | **5,215,979,629** | **5,215,759,079** | **27.53%** | **105.00%** |
| **X** | **INGRESOS DERIVADOS DE FINANCIAMIENTOS** | | | | | | | |
| 01 | Endeudamiento Interno | 4,432,254,079 | 1,305,515,303 | 0 | 1,837,510,087 | 1,837,482,019 | 41.46% | 140.75% |
| 02 | Endeudamiento Externo | | | | | | | |
| | **Subtotal Ingresos Derivados de Financiamientos** | **4,432,254,079** | **1,305,515,303** | **0** | **1,837,510,087** | **1,837,482,019** | **41.46%** | **140.75%** |
| | **Total Hoja 2/2** | **23,984,359,306** | **6,408,381,447** | **0** | **7,317,694,584** | **7,307,105,871** | **30.47%** | **114.02%** |
| | **TOTALES** | **24,975,478,101** | **6,924,071,646** | **0** | **7,857,393,450** | **7,732,860,795** | **30.96%** | **111.68%** |

Ordenamiento Legal: Ley de Ingresos Decreto No. 290 Art. No. 1 fr. II, IV, VI,VII, VIII y IX.

[2] Nota: Se precisa el tratamiento contable con los recursos derivados de Financiamiento, los cuales si constituyen un ingreso para efectos presupuestales, ya que están contemplados en la Ley de Ingresos, pero contablemente se registran como un Pasivo. Al 31 de Marzo de 2012, los Recursos derivados de financiemiento ascienden a la cantidad de $1´690´968,228.00

# Poder Ejecutivo del Estado de Zacatecas

Secretaría de Finanzas

Estados Financieros del 1er. Trimestre de 2012.

**Estado Sobre el Ejercicio de los Ingresos por Rubro, Tipo y Clase de los Ingresos por Impuestos.**

| Concepto | Ley de Ingresos Estimado | | Modificado | Devengado | Recaudado | Avance de Recaudación Recaudación/Estimación | |
|---|---|---|---|---|---|---|---|
| | Anual | 1er. Trimestre | | | | Anual | Trimestral |
| **Impuestos Sobre Patrimonio** | **341,905,579** | **231,289,582** | **0** | **209,976,748** | **101,265,129** | **29.62%** | **43.78%** |
| Sobre Adquisiciones de Bienes Muebles | 49,452,904 | 22,165,714 | 0 | 20,741,559 | 16,260,999 | 32.88% | 73.36% |
| Para la Universidad Autónoma de Zacatecas | 41,210,897 | 24,308,622 | 0 | 19,686,740 | 19,686,740 | 47.77% | 80.99% |
| Sobre Tenencia Estatal | 251,241,778 | 184,815,246 | 0 | 169,548,450 | 65,317,391 | 26.00% | 35.34% |
| **Impuestos/la Producción, el Consumo y las Transacciones** | **5,064,301** | **1,088,345** | **0** | **970,420** | **970,420** | **19.16%** | **89.16%** |
| Sobre Servicios de Hospedaje | 5,064,301 | 1,088,345 | 0 | 970,420 | 970,420 | 19.16% | 89.16% |
| **Impuestos Sobre Nóminas y Asimilables** | **112,403,102** | **27,722,528** | **0** | **37,296,117** | **37,156,938** | **33.06%** | **134.03%** |
| Sobre Nóminas | 112,403,102 | 27,722,528 | 0 | 37,296,117 | 37,156,938 | 33.06% | 134.03% |
| **Accesorios** | **0** | **0** | **0** | **71,136** | **71,136** | **100.00%** | **100.00%** |
| Tenencia Estatal | 0 | 0 | 0 | 12,947 | 12,947 | 100.00% | 100.00% |
| Sobre Servicios de Hospedaje | 0 | 0 | 0 | 1,512 | 1,512 | 100.00% | 100.00% |
| Sobre Nómina | 0 | 0 | 0 | 56,677 | 56,677 | 100.00% | 100.00% |
| **TOTALES** | **459,372,982** | **260,100,455** | **0** | **248,314,422** | **139,463,623** | **30.36%** | **53.62%** |

SEFIN
Secretaría de Finanzas

Ordenamiento Legal: Ley de Ingresos Decreto No. 290. Art. No. 1 fr. I.

# Poder Ejecutivo del Estado de Zacatecas

Secretaría de Finanzas

Estados Financieros del 1er. Trimestre de 2012.

**Estado Sobre el Ejercicio de los Ingresos por Rubro, Tipo y Clase de los Ingresos por Contribuciones de Mejoras.**

| Concepto | Ley de Ingresos Estimado | | Modificado | Devengado | Recaudado | Avance de Recaudación Recaudación/Estimación | |
|---|---|---|---|---|---|---|---|
| | Anual | 1er. Trimestre | | | | Anual | Trimestral |
| **Contribuciones de Mejoras para Obras Públicas** | **125,689,964** | **5,209,143** | **0** | **46,521,327** | **46,521,327** | **37.01%** | **893.07%** |
| PROSSAPYS | 0 | 0 | 0 | 1,000,000 | 1,000,000 | 100.00% | 100.00% |
| Peso por Peso | 0 | 0 | 0 | 1,500,702 | 1,500,702 | 100.00% | 100.00% |
| 3 x 1 Iniciativa Ciudadana | 0 | 0 | 0 | 33,925,918 | 33,925,918 | 100.00% | 100.00% |
| APAZU | 125,689,964 | 5,209,143 | 0 | 4,551,678 | 4,551,678 | 3.62% | 87.38% |
| Programas Regionales | 0 | 0 | 0 | 2,656,957 | 2,656,957 | 100.00% | 100.00% |
| Programa PAM | 0 | 0 | 0 | 66,216 | 66,216 | 100.00% | 100.00% |
| Fondo PYME | 0 | 0 | 0 | 1,548,100 | 1,548,100 | 100.00% | 100.00% |
| FISE | 0 | 0 | 0 | 1,271,756 | 1,271,756 | 100.00% | 100.00% |
| **TOTALES** | **125,689,964** | **5,209,143** | **0** | **46,521,327** | **46,521,327** | **37.01%** | **893.07%** |

SEFIN
Secretaría de Finanzas

Ordenamiento Legal: Ley de Ingresos Decreto No. 290. Art. No. 1 fr. V.

# Poder Ejecutivo del Estado de Zacatecas

Secretaría de Finanzas

Estados Financieros del 1er. Trimestre de 2012.

**Estado Sobre el Ejercicio de los Ingresos por Rubro, Tipo y Clase de los Ingresos por Derechos.**

| Concepto | Ley de Ingresos Estimado | | Modificado | Devengado | Recaudado | Avance de Recaudación Recaudación/Estimación | |
|---|---|---|---|---|---|---|---|
| | Anual | 1er. Trimestre | | | | Anual | Trimestral |
| **Derechos por Prestación de Servicios** | **403,114,119** | **249,655,677** | **0** | **237,851,215** | **232,760,195** | **57.74%** | **93.23%** |
| Servicios de la Secretaría General de Gobierno | 16,340,670 | 14,122 | 0 | 35,383 | 35,383 | 0.22% | 250.55% |
| Servicios de la Coordinación General Jurídica | 10,325,420 | 2,520,005 | 0 | 2,943,608 | 2,943,608 | 28.51% | 116.81% |
| Servicios de la Secretaría de Finanzas | 343,670,251 | 237,196,996 | 0 | 208,592,770 | 204,231,915 | 59.43% | 86.10% |
| Servicios de Obras Públicas | 690,165 | 174,962 | 0 | 341,187 | 341,187 | 49.44% | 195.01% |
| Servicios de Contraloría Interna | 694,026 | 248,718 | 0 | 234,226 | 234,226 | 33.75% | 94.17% |
| Servicios de Educación y Cultura | 1,371,136 | 23,570 | 0 | 49,381 | 49,381 | 3.60% | 209.51% |
| Servicios del Instituto de Ecología y Medio Ambiente | 147,612 | 26,143 | 0 | 16,675 | 16,675 | 11.30% | 63.78% |
| Servicios de la Secretaría de Seguridad Pública | 29,874,839 | 9,451,161 | 0 | 25,637,985 | 24,907,820 | 83.37% | 263.54% |
| **Accesorios de Derechos** | **0** | **0** | **0** | **4,497,213** | **4,497,213** | **100.00%** | **100.00%** |
| **Otros Derechos** | **2,941,730** | **724,924** | **0** | **2,514,689** | **2,512,565** | **85.41%** | **346.60%** |
| **TOTALES** | **406,055,849** | **250,380,601** | **0** | **244,863,117** | **239,769,973** | **59.05%** | **95.76%** |

SEFIN
Secretaría de Finanzas

Ordenamiento Legal: Ley de Ingresos Decreto No. 290 Art. No. 1. fr. II.

# Poder Ejecutivo del Estado de Zacatecas

Secretaría de Finanzas

Estados Financieros del 1er. Trimestre de 2012.

**Estado Sobre el Ejercicio de los Ingresos por Rubro, Tipo y Clase de los Ingresos por Productos.**

| Concepto | Ley de Ingresos Estimado | | Modificado | Devengado | Recaudado | Avance de Recaudación Recaudación/Estimación | |
|---|---|---|---|---|---|---|---|
| | Anual | 1er. Trimestre | | | | Anual | Trimestral |
| **Productos Derivados del Uso y Aprovechamiento de Bienes no Sujetos a Régimen de Dominio Público** | **3,368,371** | **155,764** | **0** | **4,134,402** | **4,125,781** | **122.49%** | **2648.74%** |
| Arrendamientos, Adjudicaciones, Enajenaciones, Explotación,Uso y Aprovechamiento de Bienes Muebles e Inmuebles Propiedad del Estado | 3,368,371 | 155,764 | 0 | 4,134,402 | 4,125,781 | 122.49% | 2648.74% |
| **Otros Productos que Generan Ingresos Corrientes** | **34,600,159** | **4,473,727** | **0** | **5,165,107** | **4,123,592** | **11.92%** | **92.17%** |
| Venta de Impresos Oficiales y Papel Especial | 22,882,405 | 1,437,552 | 0 | 1,174,184 | 1,174,184 | 5.13% | 81.68% |
| Capitales y Valores del Estado y sus Rendimientos | 9,457,435 | 2,567,769 | 0 | 3,638,406 | 2,596,891 | 27.46% | 101.13% |
| Periódico Oficial del Estado | 124,049 | 44,118 | 0 | 58,352 | 58,352 | 47.04% | 132.26% |
| Aviso Judicial Adm., Edicto, Notificación | 1,601,320 | 318,042 | 0 | 275,565 | 275,565 | 17.21% | 86.64% |
| Venta de Bases para Concurso | 416,258 | 82,673 | 0 | 18,600 | 18,600 | 4.47% | 22.50% |
| Otros Productos | 118,692 | 23,573 | 0 | 0 | 0 | 0.00% | 0.00% |
| **TOTALES** | **37,968,530** | **4,629,491** | **0** | **9,299,509** | **8,249,373** | **21.73%** | **178.19%** |

# Poder Ejecutivo del Estado de Zacatecas

Secretaría de Finanzas

Estados Financieros del 1er. Trimestre de 2012.

**Estado Sobre el Ejercicio de los Ingresos por Rubro, Tipo y Clase de los Ingresos por Aprovechamientos.**

| Concepto | Ley de Ingresos Estimado | | Modificado | Devengado | Recaudado | Avance de Recaudación Recaudación/Estimación | |
|---|---|---|---|---|---|---|---|
| | Anual | 1er. Trimestre | | | | Anual | Trimestral |
| **Incentivos Derivados de la Colaboración Fiscal** | **469,296,977** | **108,580,313** | **0** | **166,578,291** | **160,120,397** | **34.12%** | **147.47%** |
| **Multas** | **9,982,842** | **3,789,963** | **0** | **3,795,877** | **3,795,872** | **38.02%** | **100.16%** |
| **Indemnizaciones** | **1,763,385** | **60,301** | **0** | **363,958** | **363,958** | **20.64%** | **603.57%** |
| **Reintegros** | **15,448,136** | **2,997,460** | **0** | **9,190,207** | **9,190,207** | **59.49%** | **306.60%** |
| **Aprov. por Participaciones Derivadas de la Aplicación de Leyes** | **20,465** | **20,465** | **0** | **0** | **0** | **0.00%** | **0.00%** |
| **Accesorios de Aprovechamientos** | **14,243,950** | **5,683,389** | **0** | **8,777,939** | **8,777,939** | **61.63%** | **154.45%** |
| *Honorarios* | *560,572* | *204,903* | *0* | *3,847,625* | *3,847,625* | *686.37%* | *1877.78%* |
| *Gastos de Ejecución* | *80,568* | *29,449* | *0* | *1,653,588* | *1,653,588* | *2052.42%* | *5615.09%* |
| *Recargos* | *9,349,370* | *3,834,229* | *0* | *3,269,469* | *3,269,469* | *34.97%* | *85.27%* |
| *Multas del Estado* | *4,253,441* | *1,614,808* | *0* | *7,257* | *7,257* | *0.17%* | *0.45%* |
| **Otros Aprovechamientos** | **56,346,980** | **9,504,448** | **0** | **66,199,087** | **63,367,029** | **112.46%** | **666.71%** |
| *Donativos* | *31,404,345* | *5,297,195* | *0* | *40,782,360* | *40,782,360* | *129.86%* | *769.89%* |
| *Aportaciones* | *2,488,882* | *419,819* | *0* | *0* | *0* | *0.00%* | *0.00%* |
| *Medallas Conmemorativas* | *2,045* | *345* | *0* | *3,300* | *3,300* | *161.37%* | *956.52%* |
| *Maestros Comisionados* | *15,412,312* | *2,599,705* | *0* | *0* | *(2,672,073)* | *-17.34%* | *-102.78%* |
| *Gastos Indirectos* | *2,412,496* | *406,933* | *0* | *193,380* | *193,380* | *8.02%* | *47.52%* |
| *Centro Interactivo de Ciencias* | *804,845* | *135,759* | *0* | *0* | *0* | *0.00%* | *0.00%* |
| *Otros* | *3,822,055* | *644,692* | *0* | *25,204,747* | *25,044,762* | *655.27%* | *3884.76%* |
| *Otras Causiones, Fianzas y Depósitos* | *0* | *0* | *0* | *15,300* | *15,300* | *100.00%* | *100.00%* |
| **TOTALES** | **567,102,736** | **130,636,339** | **0** | **254,905,359** | **245,615,401** | **43.31%** | **188.01%** |

SEFIN
Secretaría de Finanzas

Ordenamiento Legal: Ley de Ingresos Decreto No. 290. Art. No. 1 fr. IV.

# Poder Ejecutivo del Estado de Zacatecas

Secretaría de Finanzas

Estados Financieros del 1er. Trimestre de 2012.

**Estado Sobre el Ejercicio de los Ingresos por Rubro, Tipo y Clase de las Participaciones e Incentivos Económicos (R-28).**

| Concepto | Ley de Ingresos Estimado | | Modificado | Devengado | Recaudado | Avance de Recaudación Recaudación/Estimación | |
|---|---|---|---|---|---|---|---|
| | Anual | 1er. Trimestre | | | | Anual | Trimestral |
| Fondo General de Participaciones | 5,237,140,974 | 1,302,801,208 | 0 | 1,320,591,476 | 1,320,591,476 | 25.22% | 101.37% |
| Fondo de Fomento Municipal | 764,009,125 | 200,823,227 | 0 | 201,593,124 | 201,593,124 | 26.39% | 100.38% |
| Impuesto Especial sobre Producción y Servicios | 108,021,210 | 27,468,380 | 0 | 32,463,518 | 32,463,518 | 30.05% | 118.19% |
| Fiscalización Concurrente | 0 | 0 | 0 | 80,056 | 80,056 | 100.00% | 100.00% |
| Control de Obligaciones | 0 | 0 | 0 | 1,460 | 1,460 | 100.00% | 100.00% |
| Fondo de Fiscalización | 225,280,403 | 54,825,836 | 0 | 56,127,415 | 56,127,415 | 24.91% | 102.37% |
| Fondo de Compensación 10 Entidades con menos PIB | 431,276,125 | 111,472,891 | 0 | 96,500,736 | 96,500,736 | 22.38% | 86.57% |
| Fondo de Compensación ISAN | 8,677,319 | 2,164,533 | 0 | 2,164,533 | 2,164,533 | 24.94% | 100.00% |
| **TOTALES** | **6,774,405,156** | **1,699,556,075** | **0** | **1,709,522,318** | **1,709,522,318** | **25.24%** | **100.59%** |

SEFIN
Secretaría de Finanzas

Ordenamiento Legal: Ley de Ingresos Decreto No. 290 Art. No. 1, fr. VI.

# Poder Ejecutivo del Estado de Zacatecas

Secretaría de Finanzas

Estados Financieros del 1er. Trimestre de 2012.

**Estado Sobre el Ejercicio de los Ingresos por Rubro, Tipo y Clase de los Fondos de Aportaciones Federales (Ramo 33).**

| Concepto | Ley de Ingresos Estimado | | Modificado | Devengado | Recaudado | Avance de Recaudación Recaudación/Estimación | |
|---|---|---|---|---|---|---|---|
| | Anual | 1er. Trimestre | | | | Anual | Trimestral |
| **Fondo de Aportaciones para la Educación Básica (FAEB)** | **5,320,052,662** | **1,926,166,991** | **0** | **1,926,166,991** | **1,926,166,991** | **36.21%** | **100.00%** |
| **Fondo de Aportaciones para los Servicios de Salud (FASSA)** | **1,289,018,101** | **310,491,144** | **0** | **346,653,997** | **346,653,997** | **26.89%** | **111.65%** |
| **Fondo de Aportaciones para la Infraestructura Social (FAIS)** | **944,735,067** | **213,572,142** | **0** | **213,572,142** | **213,572,142** | **22.61%** | **100.00%** |
| *Fdo. De Aport. para la Infr. Social Estatal* | *114,501,879* | *25,884,945* | *0* | *25,884,945* | *25,884,945* | *22.61%* | *100.00%* |
| *Fdo. De Aport. para la Infr. Social Municipal* | *830,233,188* | *187,687,197* | *0* | *187,687,197* | *187,687,197* | *22.61%* | *100.00%* |
| **Fondo de Aportaciones para el Fort. de los Mpios. (FORTAMUN)** | **664,929,053** | **166,464,738** | **0** | **166,464,738** | **166,464,738** | **25.03%** | **100.00%** |
| **Fondo de Aportaciones Múltiples (FAM)** | **254,231,623** | **26,763,432** | **0** | **88,762,532** | **88,762,532** | **34.91%** | **331.66%** |
| *Asistencia Social* | *107,053,728* | *26,763,432* | *0* | *26,763,432* | *26,763,432* | *25.00%* | *100.00%* |
| *Infraestructura Educativa Básica* | *95,589,895* | *0* | *0* | *43,156,586* | *43,156,586* | *45.15%* | *100.00%* |
| *Infraestructura Educativa Superior* | *51,588,000* | *0* | *0* | *18,842,514* | *18,842,514* | *36.52%* | *100.00%* |
| **Fondo de Aport. para la Educ. Tecnológ. y de Adultos (FAETA)** | **76,300,079** | **21,510,187** | **0** | **21,510,187** | **21,510,187** | **28.19%** | **100.00%** |
| *Fondo de Aport. Para la Educ. Tecnológica* | *30,479,218* | *8,111,678* | *0* | *8,111,678* | *8,111,678* | *26.61%* | *100.00%* |
| *Fondo de Aport. Para la Educ. de Adultos* | *45,820,861* | *13,398,509* | *0* | *13,398,509* | *13,398,509* | *29.24%* | *100.00%* |
| **Fondo de Aportaciones para la Seguridad Pública (FASP)** | **120,028,560** | **36,008,568** | **0** | **36,315,024** | **36,315,024** | **30.26%** | **100.85%** |
| **Fondo de Aport. para el Fortalec. de las Ent. Federativas (FAFEF)** | **410,030,016** | **102,563,841** | **0** | **102,563,841** | **102,563,841** | **25.01%** | **100.00%** |
| **TOTALES** | **9,079,325,161** | **2,803,541,043** | **0** | **2,902,009,452** | **2,902,009,452** | **31.96%** | **103.51%** |

# Poder Ejecutivo del Estado de Zacatecas

Secretaría de Finanzas

Estados Financieros del 1er. Trimestre de 2012.

**Estado Sobre el Ejercicio de los Ingresos por Rubro, Tipo y Clase de los Convenios de Origen Federal.**

| Concepto | Ley de Ingresos Estimado | | Modificado | Devengado | Recaudado | Avance de Recaudación Recaudación/Estimación | |
|---|---|---|---|---|---|---|---|
| | Anual | 1er. Trimestre | | | | Anual | Trimestral |
| **Convenios Federales Regularizables** | 1,328,625,404 | 272,747,870 | 0 | 399,794,016 | 399,573,466 | 30.07% | 146.50% |
| **Convenios Federales No Regularizables** | 1,764,678,240 | 191,755,326 | 0 | 202,503,432 | 202,503,432 | 11.48% | 105.61% |
| **Derechos de Origen Federal** | 0 | 0 | 0 | 2,150,410 | 2,150,410 | 100.00% | 100.00% |
| **TOTALES** | 3,093,303,644 | 464,503,196 | 0 | 604,447,859 | 604,227,309 | 19.53% | 130.08% |

SEFIN
Secretaría de Finanzas

Ordenamiento Legal: Ley de Ingresos Decreto No. 290 Art. No. 1, fr. VIII.

# Poder Ejecutivo del Estado de Zacatecas

Secretaría de Finanzas

Estados Financieros del 1er. Trimestre de 2012.

## Estado Sobre el Ejercicio de los Ingresos por Rubro, Tipo y Clase de los Convenios Federales Regularizables.

| Concepto | Ley de Ingresos Estimado | | Modificado | Devengado | Recaudado | Avance de Recaudación Recaudación/Estimación | |
|---|---|---|---|---|---|---|---|
| | Anual | 1er. Trimestre | | | | Anual | Trimestral |
| **Convenios Federales Regularizables** | **1,328,625,404** | **272,747,870** | **0** | **399,794,016** | **399,573,466** | **30.07%** | **146.50%** |
| Subsidio Federal U.A.Z. | 1,013,192,144 | 213,286,543 | 0 | 303,480,000 | 303,480,000 | 29.95% | 142.29% |
| Organismos Públicos Descentralizados (Sector Educativo) | 313,546,455 | 59,093,912 | 0 | 96,093,466 | 96,093,466 | 30.65% | 162.61% |
| Socorro de Ley | 1,886,805 | 367,415 | 0 | 220,550 | 0 | 0.00% | 0.00% |
| **TOTALES** | **1,328,625,404** | **272,747,870** | **0** | **399,794,016** | **399,573,466** | **30.07%** | **146.50%** |

SEFIN
Secretaría de Finanzas

Ordenamiento Legal: Ley de Ingresos Decreto No. 290 Art. No. 1, fr. VIII, 1.

# Poder Ejecutivo del Estado de Zacatecas

Secretaría de Finanzas

Estados Financieros del 1er. Trimestre de 2012.

**Estado Sobre el Ejercicio de los Ingresos por Rubro, Tipo y Clase de los Convenios Federales No Regularizables.**

| Concepto | Ley de Ingresos Estimado | | Modificado | Devengado | Recaudado | Avance de Recaudación Recaudación/Estimación | |
|---|---|---|---|---|---|---|---|
| | Anual | 1er. Trimestre | | | | Anual | Trimestral |
| **Convenios Federales No Regularizables** | **1,764,678,240** | **191,755,326** | **0** | **202,503,432** | **202,503,432** | **11.48%** | **105.61%** |
| Comisión Nacional del Agua | 354,209,815 | 25,949,088 | 0 | 0 | 0 | 0.00% | 0.00% |
| Secretaría de Agricultura Ganadería Desarrollo Rural | 411,500,000 | 2,085,111 | 0 | 0 | 0 | 0.00% | 0.00% |
| Auditoría Superior de la Federación | 5,000,000 | 0 | 0 | 0 | 0 | 0.00% | 0.00% |
| Secretaría de Salud | 159,119,900 | 75,019,636 | 0 | 18,277,705 | 18,277,705 | 11.49% | 24.36% |
| Comisión Nacional de Cultura Física y Deporte | 97,089,000 | 0 | 0 | 0 | 0 | 0.00% | 0.00% |
| Consejo Nacional para la Cultura | 66,997,050 | 66,997,050 | 0 | 3,500,000 | 3,500,000 | 5.22% | 5.22% |
| Fondo de Modernización de los Municipios | 180,000,000 | 8,314 | 0 | 0 | 0 | 0.00% | 0.00% |
| Fondo p/Accesibilidad en Transporte Público para Personas con Discapacidad | 20,120,179 | 0 | 0 | 0 | 0 | 0.00% | 100.00% |
| Fondo Metropolitano | 35,000,000 | 0 | 0 | 0 | 0 | 0.00% | 0.00% |
| Programas Regionales | 304,000,000 | 0 | 0 | 36,840,562 | 36,840,562 | 12.12% | 100.00% |
| Fondo de Apoyo para Desarrollo Rural Sustentable | 0 | 0 | 0 | 68,633,040 | 68,633,040 | 100.00% | 100.00% |
| Instituto de la Mujer Zacatecana | 10,000,000 | 0 | 0 | 0 | 0 | 0.00% | 0.00% |
| Sector Educativo | 70,000,000 | 21,000,155 | 0 | 75,252,125 | 75,252,125 | 107.50% | 358.34% |
| Comisión Nacional Forestal | 16,849,078 | 0 | 0 | 0 | 0 | 0.00% | 0.00% |
| Programas Especiales no Regularizables | 34,793,218 | 695,972 | 0 | 0 | 0 | 0.00% | 0.00% |
| **TOTALES** | **1,764,678,240** | **191,755,326** | **0** | **202,503,432** | **202,503,432** | **11.48%** | **105.61%** |

SEFIN
Secretaría de Finanzas

Ordenamiento Legal: Ley de Ingresos Decreto No. 290 Art. No. 1, fr. VIII, 2.

# Poder Ejecutivo del Estado de Zacatecas

Secretaría de Finanzas

Estados Financieros del 1er. Trimestre de 2012.

## Estado Sobre el Ejercicio de los Ingresos por Rubro, Tipo y Clase de los Derechos de Origen Federal.

| Concepto | Ley de Ingresos Estimado | | Modificado | Devengado | Recaudado | Avance de Recaudación Recaudación/Estimación | |
|---|---|---|---|---|---|---|---|
| | Anual | 1er. Trimestre | | | | Anual | Trimestral |
| **Derechos de Origen Federal** | **0** | **0** | **0** | **2,150,410** | **2,150,410** | **100.00%** | **100.00%** |
| Retenciones 5 al Millar 2009 | 0 | 0 | 0 | 15,899 | 15,899 | 100.00% | 100.00% |
| Retenciones 5 al Millar 2010 | 0 | 0 | 0 | 32,126 | 32,126 | 100.00% | 100.00% |
| Retenciones 5 al Millar 2011 | 0 | 0 | 0 | 1,950,674 | 1,950,674 | 100.00% | 100.00% |
| Retenciones 5 al Millar 2012 | 0 | 0 | 0 | 151,712 | 151,712 | 100.00% | 100.00% |
| **TOTALES** | **0** | **0** | **0** | **2,150,410** | **2,150,410** | **100.00%** | **100.00%** |

SEFIN
Secretaría de Finanzas

Ordenamiento Legal: Ley de Ingresos Decreto No. 290 Art. 1, fr. VII y IX.

# Poder Ejecutivo del Estado de Zacatecas

Secretaría de Finanzas

Estados Financieros del 1er. Trimestre de 2012.

**Estado Sobre el Ejercicio de los Ingresos por Rubro, Tipo y Clase de los Ingresos Financieros.**

| Concepto | Ley de Ingresos Estimado | | Modificado | Devengado | Recaudado | Avance de Recaudación Recaudación/Estimación | |
|---|---|---|---|---|---|---|---|
| | Anual | 1er. Trimestre | | | | Anual | Trimestral |
| **Intereses Ganados de Valores, Créditos, Bonos y Otros** | **28,498,038** | **6,750,303** | **0** | **38,843,051** | **38,814,983** | **136.20%** | **575.01%** |
| **Otros Ingresos Financieros** | **4,403,756,041** | **1,298,765,000** | **0** | **1,798,667,036** | **1,798,667,036** | **40.84%** | **138.49%** |
| **TOTALES** | **4,432,254,079** | **1,305,515,303** | **0** | **1,837,510,087** | **1,837,482,019** | **41.46%** | **140.75%** |

SEFIN
Secretaría de Finanzas

Ordenamiento Legal: Ley de Ingresos Decreto No. 290 Artículo 9.

[2] Nota: Se precisa el tratamiento contable con los recursos derivados de Financiamiento, los cuales si constituyen un ingreso para efectos presupuestales, ya que están contemplados en la Ley de Ingresos, pero contablemente se registran como un Pasivo. Al 31 de Marzo de 2012, los Recursos derivados de financiemiento ascienden a la cantidad de $1´690´968,228.00

# Poder Ejecutivo del Estado de Zacatecas

Secretaría de Finanzas

Estados Financieros del 1er. Trimestre de 2012.

**Estado Sobre el Ejercicio de los Ingresos por Rubro, Tipo y Clase de los Intereses Ganados de Valores, Créditos, Bonos y Otros.**

| Concepto | Ley de Ingresos Estimado | | Modificado | Devengado | Recaudado | Avance de Recaudación Recaudación/Estimación | |
|---|---|---|---|---|---|---|---|
| | Anual | 1er. Trimestre | | | | Anual | Trimestral |
| Rendimientos de Receptora de Recursos Locales | 13,668,964 | 3,711,233 | 0 | 7,020,101 | 7,020,101 | 51.36% | 189.16% |
| Rendimientos de Receptora de Recursos Federales | 0 | 0 | 0 | 1,571,168 | 1,543,099 | 100.00% | 100.00% |
| Rendimientos de Aportaciones Federales Ramo General 33 | 14,829,074 | 3,039,070 | 0 | 10,120,018 | 10,120,018 | 68.24% | 333.00% |
| Rendimientos de Aportaciones Federales Regularizables | 0 | 0 | 0 | 22,693 | 22,693 | 100.00% | 100.00% |
| Rendimientos de Aportaciones Federales No Regularizables | 0 | 0 | 0 | 6,995,395 | 6,995,395 | 100.00% | 100.00% |
| Rendimientos de Aportaciones FIEF | 0 | 0 | 0 | 59,592 | 59,592 | 100.00% | 100.00% |
| Rendimientos de Aportaciones FEIEF | 0 | 0 | 0 | 9,752 | 9,752 | 100.00% | 100.00% |
| Rendimientos de Organismos Autónomos | 0 | 0 | 0 | 39,454 | 39,454 | 100.00% | 100.00% |
| Rendimientos de Capítulos del Egreso | 0 | 0 | 0 | 11,597,881 | 11,597,881 | 100.00% | 100.00% |
| Rendimientos de Municipios | 0 | 0 | 0 | 325,301 | 325,301 | 100.00% | 100.00% |
| Rendimientos de Programas | 0 | 0 | 0 | 440,181 | 440,181 | 100.00% | 100.00% |
| Rendimientos de Recursos de Educación | 0 | 0 | 0 | 29,675 | 29,675 | 100.00% | 100.00% |
| Rendimientos de Programas Federales Especiales de Educación | 0 | 0 | 0 | 558,593 | 558,593 | 100.00% | 100.00% |
| Rendimientos de Programas Estatales Especiales de Educación | 0 | 0 | 0 | 53,247 | 53,247 | 100.00% | 100.00% |
| **TOTALES** | **28,498,038** | **6,750,303** | **0** | **38,843,051** | **38,814,983** | **136.20%** | **575.01%** |

SEFIN
Secretaría de Finanzas

Ordenamiento Legal: Ley de Ingresos Decreto No. 290 Art. No. 1, fr. VII 9, y VIII 1. y Art. 9.

# Poder Ejecutivo del Estado de Zacatecas

Secretaría de Finanzas

Estados Financieros del 1er. Trimestre de 2012.

**Estado Sobre el Ejercicio de los Ingresos por Rubro, Tipo y Clase de Otros Ingresos Financieros.**

| Concepto | Ley de Ingresos Estimado | | Modificado | Devengado | Recaudado | Avance de Recaudación Recaudación/Estimación | |
|---|---|---|---|---|---|---|---|
| | Anual | 1er. Trimestre | | | | Anual | Trimestral |
| Endeudamiento a Largo Plazo | 4,403,756,041 | 1,298,765,000 | 0 | 1,690,968,228 | 1,690,968,228 | 38.40% | 130.20% |
| Premio por Cumplimiento | 0 | 0 | 0 | 107,698,808 | 107,698,808 | 100.00% | 100.00% |
| **TOTALES** | **4,403,756,041** | **1,298,765,000** | **0** | **1,798,667,036** | **1,798,667,036** | **40.84%** | **138.49%** |

SEFIN
Secretaría de Finanzas

Ordenamiento Legal: Ley de Ingresos Decreto No. 290 Art. No. 1 fr. IX.

[2] Nota: Se precisa el tratamiento contable con los recursos derivados de Financiamiento, los cuales si constituyen un ingreso para efectos presupuestales, ya que están contemplados en la Ley de Ingresos, pero contablemente se registran como un Pasivo. Al 31 de Marzo de 2012, los Recursos derivados de financiemiento ascienden a la cantidad de $1´690´968,228.00

# Poder Ejecutivo del Estado de Zacatecas

Secretaría de Finanzas

Estados Financieros 1er. Trimestre del Ejercicio Fiscal 2012

**Comportamiento del Presupuesto Modificado Presentación Programática.**

| Concepto | Presupuesto | Ampliaciones | Reducciones | Transferencias | Presupuesto Modificado |
|---|---|---|---|---|---|
| **Poder Ejecutivo** | **6,419,337,482** | **407,053,406** | **319,391,534** | **(1,034,776)** | **6,505,964,578** |
| **Gasto Programable** | **5,633,501,519** | **253,720,073** | **319,391,534** | **400,810,098** | **5,968,640,156** |
| Zacatecas Seguro | 3,085,292,919 | 164,745,546 | 208,024,574 | 47,003,299 | 3,089,017,190 |
| Zacatecas Unido | 183,253,530 | 53,500,000 | 0 | (17,782,755) | 218,970,775 |
| Zacatecas Productivo | 283,180,852 | 5,028,100 | 111,366,960 | 23,961,160 | 200,803,152 |
| Zacatecas Moderno | 386,839,765 | 7,968 | 0 | (555,069) | 386,292,664 |
| Zacatecas Justo | 1,694,934,453 | 30,438,459 | 0 | 348,183,463 | 2,073,556,375 |
| **Gasto No Programable** | **785,835,963** | **153,333,333** | **0** | **(401,844,874)** | **537,324,422** |
| Inversiones Financieras | 369,825,358 | 0 | 0 | (334,315,893) | 35,509,465 |
| Deuda Pública | 416,010,605 | 153,333,333 | 0 | (67,528,981) | 501,814,957 |
| **Poder Legislativo** | **96,053,314** | **0** | **0** | **0** | **96,053,314** |
| **Poder Judicial** | **68,493,914** | **0** | **0** | **0** | **68,493,914** |
| **Organismos Autónomos** | **408,927,670** | **5,000,000** | **0** | **0** | **413,927,670** |
| **Municipios** | **1,078,333,882** | **1,855,475** | **215,092,547** | **1,034,776** | **866,131,586** |
| **TOTALES** | **8,071,146,262** | **413,908,881** | **534,484,081** | **0** | **7,950,571,062** |

SEFIN
Secretaría de Finanzas

# Poder Ejecutivo del Estado de Zacatecas

Secretaría de Finanzas

Estados Financieros 1er. Trimestre del Ejercicio Fiscal 2012

## Gráfico del Comportamiento del Presupuesto Modificado Presentación Programática

| Concepto | 2012 Modificado | % |
|---|---|---|
| | 7,950,571,062 | 100.00% |
| Poder Ejecutivo Gasto Programáble | 5,968,640,156 | 75.07% |
| Poder Ejecutivo Gasto No Programáble | 537,324,422 | 6.76% |
| Poder Legislativo | 96,053,314 | 1.21% |
| Poder Judicial | 68,493,914 | 0.86% |
| Organismos Autónomos | 413,927,670 | 5.21% |
| Municipios | 866,131,586 | 10.89% |

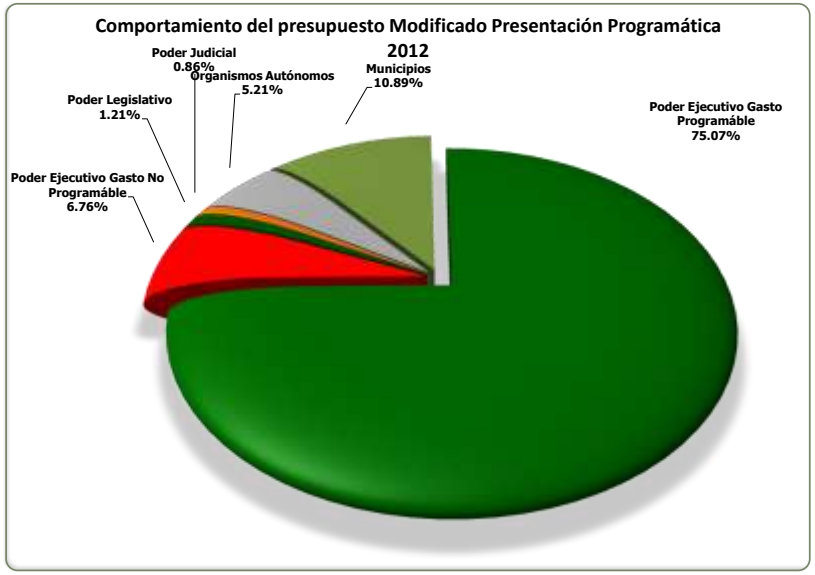


| Concepto | 2012 Modificado | |
|---|---|---|
| | 7,950,571,062 | 100.00% |
| Zacatecas Seguro | 3,089,017,190 | 38.85% |
| Zacatecas Unido | 218,970,775 | 2.75% |
| Zacatecas Productivo | 200,803,152 | 2.53% |
| Zacatecas Moderno | 386,292,664 | 4.86% |
| Zacatecas Justo | 2,073,556,375 | 26.08% |
| Gasto No Programable | 537,324,422 | 6.76% |
| Poder Legislativo | 96,053,314 | 1.21% |
| Poder Judicial | 68,493,914 | 0.86% |
| Organismos Autónomos | 413,927,670 | 5.21% |
| Municipios | 866,131,586 | 10.89% |

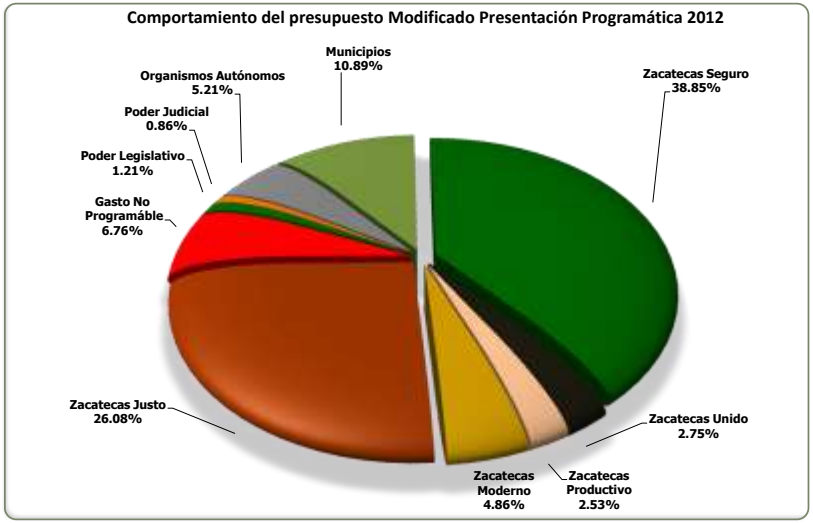


SEFIN
Secretaría de Finanzas

Ordenamiento Legal: Presupuesto de Egresos. Decreto No. 291. Artículo 6 frac. I, II, III y IV a) y b).

# Poder Ejecutivo del Estado de Zacatecas

## Secretaría de Finanzas

Estados Financieros 1er. Trimestre del Ejercicio Fiscal 2012

**Comportamiento del Presupuesto Presentación por Objeto del Gasto.**

| C o n c e p t o | Presupuesto | Ampliaciones | Reducciones | Transferencias | Presupuesto Modificado |
|---|---|---|---|---|---|
| **Poder Ejecutivo** | **6,419,337,482** | **407,053,406** | **319,391,534** | **(1,034,776)** | **6,505,964,578** |
| Servicios Personales | 2,356,038,059 | 1,173 | 0 | 73,551,700 | 2,429,590,932 |
| Materiales y Suministros | 81,020,332 | 39,352 | 78,100,000 | 58,166,033 | 61,125,718 |
| Servicios Generales | 117,944,520 | 50,000 | 0 | 50,634,116 | 168,628,636 |
| Transferencias | 2,754,272,005 | 194,786,648 | 241,291,534 | (1,106,593,558) | 1,601,173,561 |
| Bienes Muebles e Inmuebles | 241,653,500 | 5,342,900 | 0 | 1,363,753,021 | 1,610,749,421 |
| Inversion Pública | 82,573,103 | 53,500,000 | 0 | (38,701,215) | 97,371,888 |
| Inversiones Financieras | 369,825,358 | 0 | 0 | (334,315,893) | 35,509,465 |
| Deuda Pública | 416,010,605 | 153,333,333 | 0 | (67,528,981) | 501,814,957 |
| **Poder Legislativo** | **96,053,314** | **0** | **0** | **0** | **96,053,314** |
| **Poder Judicial** | **68,493,914** | **0** | **0** | **0** | **68,493,914** |
| **Organismos Autónomos** | **408,927,670** | **5,000,000** | **0** | **0** | **413,927,670** |
| **Municipios** | **1,078,333,882** | **1,855,475** | **215,092,547** | **1,034,776** | **866,131,586** |
| **TOTALES** | **8,071,146,262** | **413,908,881** | **534,484,081** | **0** | **7,950,571,062** |

SEFIN
Secretaría de Finanzas

# Poder Ejecutivo del Estado de Zacatecas

Secretaría de Finanzas

Estados Financieros 1er. Trimestre del Ejercicio Fiscal 2012

## Gráfico del Comportamiento del Presupuesto Presentación por Objeto del Gasto.

| Concepto | 2012 Modificado | % |
|---|---|---|
| | 7,950,571,062 | 100.00% |
| Poder Ejecutivo | 6,505,964,578 | 81.83% |
| Poder Legislativo | 96,053,314 | 1.21% |
| Poder Judicial | 68,493,914 | 0.86% |
| Organismos Autónomos | 413,927,670 | 5.21% |
| Municipios | 866,131,586 | 10.89% |

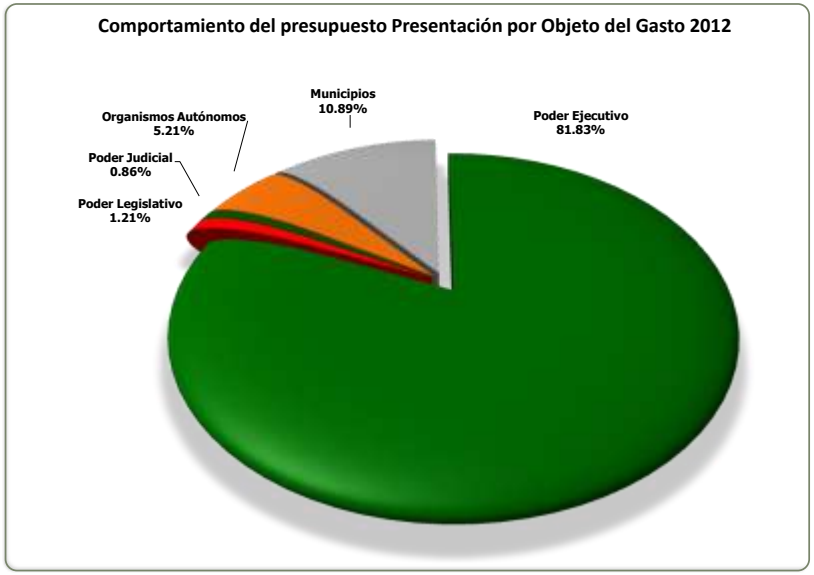


| Concepto | 2012 Modificado | % |
|---|---|---|
| | 7,950,571,062 | 100.00% |
| Servicios Personales | 2,429,590,932 | 30.56% |
| Materiales y Suministros | 61,125,718 | 0.77% |
| Servicios Generales | 168,628,636 | 2.12% |
| Transferencias | 1,601,173,561 | 20.14% |
| Bienes Muebles e Inmuebles | 1,610,749,421 | 20.26% |
| Inversion Pública | 97,371,888 | 1.22% |
| Inversiones Financieras | 35,509,465 | 0.45% |
| Deuda Pública | 501,814,957 | 6.31% |
| Poder Legislativo | 96,053,314 | 1.21% |
| Poder Judicial | 68,493,914 | 0.86% |
| Organismos Autónomos | 413,927,670 | 5.21% |
| Municipios | 866,131,586 | 10.89% |

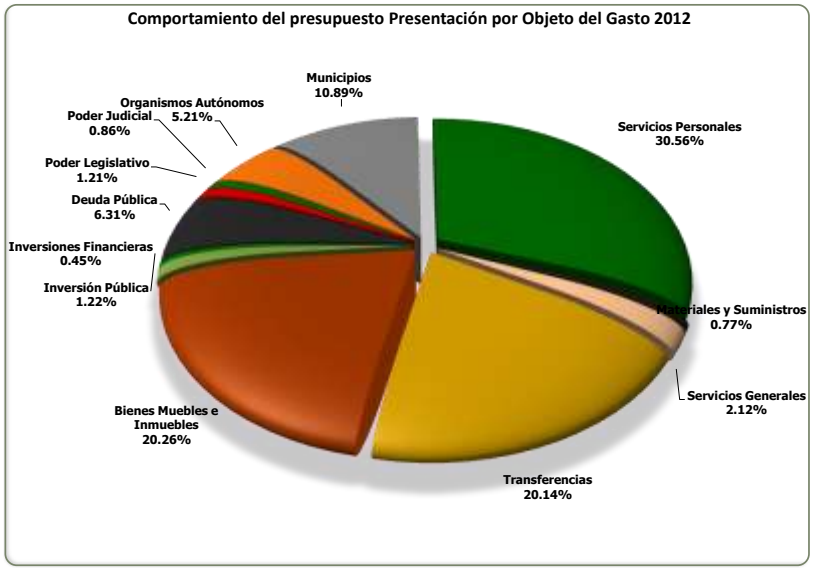


SEFIN
Secretaría de Finanzas

Ordenamiento Legal: Presupuesto de Egresos. Decreto No. 291. Artículo 6 frac. I, II, III y IV.

# Poder Ejecutivo del Estado de Zacatecas

Secretaría de Finanzas

Estados Financieros 1er. Trimestre del Ejercicio Fiscal 2012

**Estado sobre el Ejercicio del Presupuesto por: Ente Público / Presentación Programática al 31 de Marzo de 2012.**

| C o n c e p t o | Presupuesto de Egresos Aprobado | Ampliaciones/ (Reducciones) | Presupuesto Vigente | Comprometido | Presupuesto Disponible para Comprometer | Devengado | Comprometido no Devengado | Presupuesto sin Devengar | Ejercido | Pagado | Cuentas por Pagar (Deuda) |
|---|---|---|---|---|---|---|---|---|---|---|---|
| | 1 | 2 | 3 | 4 | 5=(3-4) | 6 | 7=(4-6) | 8=(3-6) | 9 | 10 | 11=(6-10) |
| **Poder Ejecutivo** | **6,419,337,482** | **86,627,096** | **6,505,964,578** | **5,559,446,148** | **946,518,430** | **5,491,238,775** | **68,207,373** | **1,014,725,802** | **5,385,440,064** | **5,351,593,811** | **139,644,964** |
| **Gasto Programable** | **5,633,501,519** | **335,138,637** | **5,968,640,156** | **5,057,636,244** | **911,003,911** | **4,989,428,872** | **68,207,373** | **979,211,284** | **4,883,630,161** | **4,849,783,907** | **139,644,964** |
| *Zacatecas Seguro* | *3,085,292,919* | *3,724,271* | *3,089,017,190* | *2,570,835,776* | *518,181,414* | *2,558,946,057* | *11,889,719* | *530,071,133* | *2,513,377,539* | *2,489,173,684* | *69,772,373* |
| *Zacatecas Unido* | *183,253,530* | *35,717,245* | *218,970,775* | *88,528,037* | *130,442,739* | *81,683,995* | *6,844,042* | *137,286,781* | *79,065,307* | *78,822,081* | *2,861,914* |
| *Zacatecas Productivo* | *283,180,852* | *(82,377,700)* | *200,803,152* | *129,406,700* | *71,396,452* | *122,524,259* | *6,882,441* | *78,278,893* | *115,499,794* | *114,040,530* | *8,483,729* |
| *Zacatecas Moderno* | *386,839,765* | *(547,101)* | *386,292,664* | *298,594,240* | *87,698,424* | *272,371,339* | *26,222,901* | *113,921,325* | *243,073,035* | *241,991,579* | *30,379,760* |
| *Zacatecas Justo* | *1,694,934,453* | *378,621,922* | *2,073,556,375* | *1,970,271,493* | *103,284,882* | *1,953,903,223* | *16,368,270* | *119,653,152* | *1,932,614,485* | *1,925,756,034* | *28,147,189* |
| **Gasto No Programable** | **785,835,963** | **(248,511,541)** | **537,324,422** | **501,809,904** | **35,514,518** | **501,809,904** | **0** | **35,514,518** | **501,809,904** | **501,809,904** | **0** |
| *Inversiones Financieras* | *369,825,358* | *(334,315,893)* | *35,509,465* | *0* | *35,509,465* | *0* | *0* | *35,509,465* | *0* | *0* | *0* |
| *Deuda Pública* | *416,010,605* | *85,804,352* | *501,814,957* | *501,809,904* | *5,053* | *501,809,904* | *0* | *5,053* | *501,809,904* | *501,809,904* | *0* |
| **Poder Legislativo** | **96,053,314** | **0** | **96,053,314** | **96,053,314** | **0** | **96,053,314** | **0** | **0** | **96,053,314** | **96,053,314** | **0** |
| **Poder Judicial** | **68,493,914** | **0** | **68,493,914** | **68,493,914** | **0** | **68,493,914** | **0** | **0** | **68,493,914** | **68,493,914** | **0** |
| **Organismos Autónomos** | **408,927,670** | **5,000,000** | **413,927,670** | **408,927,670** | **5,000,000** | **408,927,670** | **0** | **5,000,000** | **408,927,670** | **408,927,670** | **0** |
| **Municipios** | **1,078,333,882** | **(212,202,296)** | **866,131,586** | **866,131,586** | **0** | **866,131,586** | **0** | **0** | **748,982,751** | **748,982,751** | **117,148,835** |
| **TOTALES** | **8,071,146,262** | **(120,575,200)** | **7,950,571,062** | **6,999,052,632** | **951,518,430** | **6,930,845,259** | **68,207,373** | **1,019,725,802** | **6,707,897,714** | **6,674,051,460** | **256,793,799** |

**Gráfico del Estado sobre el Ejercicio del Presupuesto por: Ente Público / Presentación Programática al 31 de Marzo de 2012.**

| Concepto | 2012 | |
|---|---|---|
| | Modificado | Devengado |
| | 7,950,571,062 | 6,930,845,259 |
| Poder Legislativo | 96,053,314 | 96,053,314 |
| Poder Judicial | 68,493,914 | 68,493,914 |
| Organismos Autónomos | 413,927,670 | 408,927,670 |
| Municipios | 866,131,586 | 866,131,586 |
| Gasto Programable | 5,968,640,156 | 4,989,428,872 |
| Gasto No Programable | 537,324,422 | 501,809,904 |

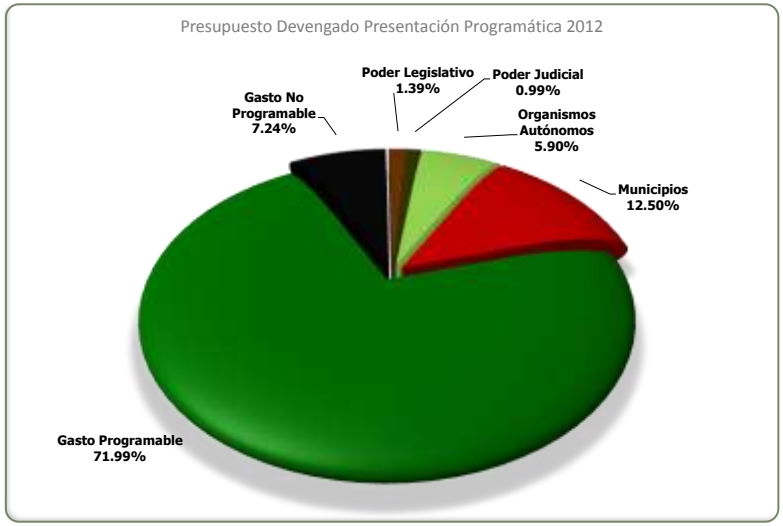


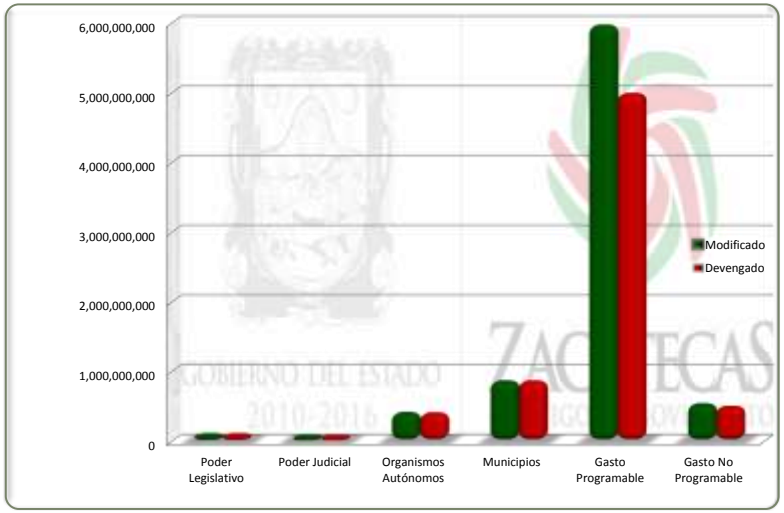


SEFIN
Secretaría de Finanzas

Ordenamiento Legal: Presupuesto de Egresos. Decreto No. 291. Artículo 6 frac. I, II, III y IV a) y b).

# Poder Ejecutivo del Estado de Zacatecas

Secretaría de Finanzas

Estados Financieros 1er. Trimestre del Ejercicio Fiscal 2012

**Estado sobre el Ejercicio del Presupuesto por: Ente Público / Objeto del Gasto al 31 de Marzo de 2012.**

| Concepto | Presupuesto de Egresos Aprobado | Ampliaciones/ (Reducciones) | Presupuesto Vigente | Comprometido | Presupuesto Disponible para Comprometer | Devengado | Comprometido no Devengado | Presupuesto sin Devengar | Ejercido | Pagado | Cuentas por Pagar (Deuda) |
|---|---|---|---|---|---|---|---|---|---|---|---|
| | 1 | 2 | 3 | 4 | 5=(3-4) | 6 | 7=(4-6) | 8=(3-6) | 9 | 10 | 11=(6-10) |
| **Poder Ejecutivo** | **6,419,337,482** | **86,627,096** | **6,505,964,578** | **5,559,446,148** | **946,518,430** | **5,491,238,775** | **68,207,373** | **1,014,725,802** | **5,385,440,064** | **5,351,593,811** | **139,644,964** |
| *Servicios Personales* | *2,356,038,059* | *73,552,873* | *2,429,590,932* | *2,109,419,281* | *320,171,652* | *2,055,412,211* | *54,007,069* | *374,178,721* | *2,011,508,789* | *1,996,006,324* | *59,405,888* |
| *Materiales y Suministros* | *81,020,332* | *(19,894,614)* | *61,125,718* | *31,835,725* | *29,289,992* | *30,433,526* | *1,402,200* | *30,692,192* | *21,798,101* | *21,798,101* | *8,635,425* |
| *Servicios Generales* | *117,944,520* | *50,684,116* | *168,628,636* | *95,336,284* | *73,292,352* | *92,465,114* | *2,871,171* | *76,163,523* | *81,200,424* | *81,200,424* | *11,264,690* |
| *Transferencias* | *2,754,272,005* | *(1,153,098,444)* | *1,601,173,561* | *1,210,257,755* | *390,915,806* | *1,205,018,396* | *5,239,358* | *396,155,165* | *1,163,173,375* | *1,144,829,587* | *60,188,809* |
| *Bienes Muebles e Inmuebles* | *241,653,500* | *1,369,095,921* | *1,610,749,421* | *1,595,563,876* | *15,185,545* | *1,595,563,876* | *0* | *15,185,545* | *1,595,550,602* | *1,595,550,602* | *13,274* |
| *Inversion Pública* | *82,573,103* | *14,798,785* | *97,371,888* | *15,223,324* | *82,148,564* | *10,535,749* | *4,687,575* | *86,836,139* | *10,398,870* | *10,398,870* | *136,879* |
| *Inversiones Financieras* | *369,825,358* | *(334,315,893)* | *35,509,465* | *0* | *35,509,465* | *0* | *0* | *35,509,465* | *0* | *0* | *0* |
| *Deuda Pública* | *416,010,605* | *85,804,352* | *501,814,957* | *501,809,904* | *5,053* | *501,809,904* | *0* | *5,053* | *501,809,904* | *501,809,904* | *0* |
| **Poder Legislativo** | **96,053,314** | **0** | **96,053,314** | **96,053,314** | **0** | **96,053,314** | **0** | **0** | **96,053,314** | **96,053,314** | **0** |
| **Poder Judicial** | **68,493,914** | **0** | **68,493,914** | **68,493,914** | **0** | **68,493,914** | **0** | **0** | **68,493,914** | **68,493,914** | **0** |
| **Organismos Autónomos** | **408,927,670** | **5,000,000** | **413,927,670** | **408,927,670** | **5,000,000** | **408,927,670** | **0** | **5,000,000** | **408,927,670** | **408,927,670** | **0** |
| **Municipios** | **1,078,333,882** | **(212,202,296)** | **866,131,586** | **866,131,586** | **0** | **866,131,586** | **0** | **0** | **748,982,751** | **748,982,751** | **117,148,835** |
| **TOTALES** | **8,071,146,262** | **(120,575,200)** | **7,950,571,062** | **6,999,052,632** | **951,518,430** | **6,930,845,259** | **68,207,373** | **1,019,725,802** | **6,707,897,714** | **6,674,051,460** | **256,793,799** |

SEFIN
Secretaría de Finanzas

Ordenamiento Legal: Presupuesto de Egresos. Decreto No. 291. Artículo 6frac. I, II, III y IV a) y b).

**Gráfico del Estado sobre el Ejercicio del Presupuesto por: Objeto del Gasto al 31 de Marzo de 2012.**

| Concepto | 2012 | |
|---|---|---|
| | Modificado | Devengado |
| | 7,950,571,062 | 6,930,845,259 |
| Servicios Personales | 2,429,590,932 | 2,055,412,211 |
| Materiales y Suministros | 61,125,718 | 30,433,526 |
| Servicios Generales | 168,628,636 | 92,465,114 |
| Transferencias | 2,179,648,459 | 1,778,493,294 |
| Bienes Muebles e Inmuebles | 1,610,749,421 | 1,595,563,876 |
| Inversion Pública | 97,371,888 | 10,535,749 |
| Inversiones Financieras | 35,509,465 | 0 |
| Municipios | 866,131,586 | 866,131,586 |
| Deuda Pública | 501,814,957 | 501,809,904 |

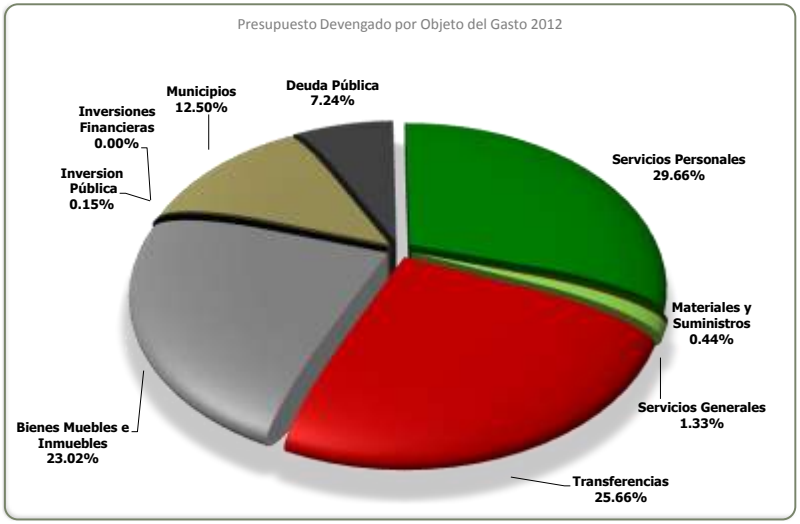


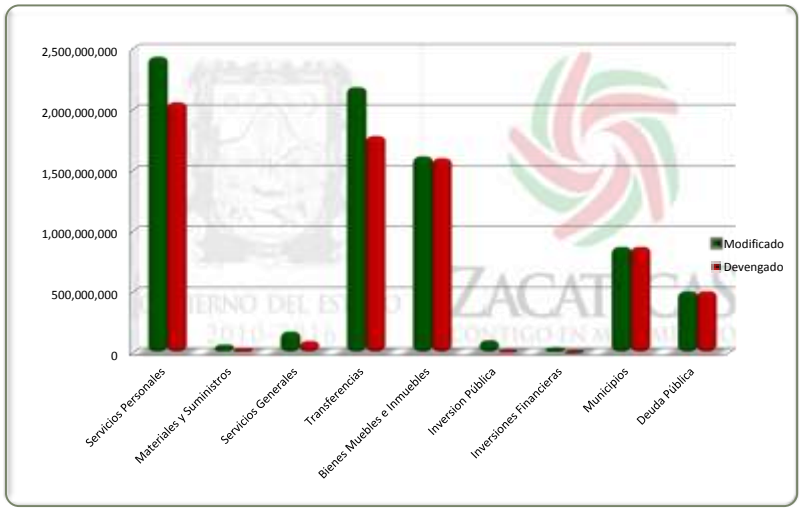


SEFIN
Secretaría de Finanzas

Ordenamiento Legal: Presupuesto de Egresos. Decreto No. 291. Artículo 6 frac. I, II, III y IV a) y b).

**Estado Sobre el Ejercicio del Presupuesto por: Ente Público/ Ramo ó Dependencia al 31 de Marzo de 2012.**

| Codificación | Ejercicio del Presupuesto | Presupuesto de Egresos Aprobado | Ampliaciones / (Reducciónes) | Presupuesto Vigente | Comprometido | Presupuesto Disponible para Comprometer | Devengado | Comprometido no Devengado | Presupuesto sin Devengar | Ejercido | Pagado | Cuentas por Pagar (Deuda) |
|---|---|---|---|---|---|---|---|---|---|---|---|---|
| | Nombre | 1 | 2 | 3 | 4 | 5=(3-4) | 6 | 7=(4-6) | 8=(3-6) | 9 | 10 | 11=(6-10) |
| **20000** | **SECTOR PÚBLICO DE LAS ENTIDADES FEDERATIVAS** | **6,992,812,380** | **91,627,096** | **7,084,439,476** | **6,132,921,046** | **951,518,430** | **6,064,713,673** | **68,207,373** | **1,019,725,802** | **5,958,914,962** | **5,925,068,709** | **139,644,964** |
| 21000 | SECTOR PÚBLICO NO FINANCIERO | 6,992,812,380 | 91,627,096 | 7,084,439,476 | 6,132,921,046 | 951,518,430 | 6,064,713,673 | 68,207,373 | 1,019,725,802 | 5,958,914,962 | 5,925,068,709 | 139,644,964 |
| 21100 | GOBIERNO GENERAL DEL ESTADO DE ZACATECAS | 6,992,812,380 | 91,627,096 | 7,084,439,476 | 6,132,921,046 | 951,518,430 | 6,064,713,673 | 68,207,373 | 1,019,725,802 | 5,958,914,962 | 5,925,068,709 | 139,644,964 |
| 21110 | GOBIERNO DEL ESTADO DE ZACATECAS | 6,180,972,351 | (105,243,947) | 6,075,728,404 | 5,263,911,650 | 811,816,754 | 5,200,259,173 | 63,652,477 | 875,469,231 | 5,131,906,843 | 5,115,902,878 | 84,356,295 |
| 21111 | PODER EJECUTIVO | 5,607,497,453 | (110,243,947) | 5,497,253,506 | 4,690,436,752 | 806,816,754 | 4,626,784,275 | 63,652,477 | 870,469,231 | 4,558,431,945 | 4,542,427,980 | 84,356,295 |
| 21112 | PODER LEGISLATIVO | 96,053,314 | 0 | 96,053,314 | 96,053,314 | 0 | 96,053,314 | 0 | 0 | 96,053,314 | 96,053,314 | 0 |
| 21113 | PODER JUDICIAL | 68.493.914 | 0 | 68.493.914 | 68.493.914 | 0 | 68.493.914 | 0 | 0 | 68.493.914 | 68.493.914 | 0 |
| 21114 | ÓRGANOS AUTÓNOMOS | 408,927,670 | 5,000,000 | 413,927,670 | 408,927,670 | 5,000,000 | 408,927,670 | 0 | 5,000,000 | 408,927,670 | 408,927,670 | 0 |
| 21120 | ENTIDADES PARAESTATALES Y FIDEICOMISOS NO EMPRESARIALES Y NO FINANCIEROS | 811,840,029 | 196,871,042 | 1,008,711,071 | 869,009,396 | 139,701,676 | 864,454,501 | 4,554,895 | 144,256,571 | 827,008,119 | 809,165,831 | 55,288,669 |
| 21130 | INSTITUCIONES PÚBLICAS DE SEGURIDAD SOCIAL | | | | | | | | | | | |
| **30000** | **SECTOR PÚBLICO MUNICIPAL** | **1,078,333,882** | **(212,202,296)** | **866,131,586** | **866,131,586** | **0** | **866,131,586** | **0** | **0** | **748,982,751** | **748,982,751** | **117,148,835** |
| 31000 | SECTOR PÚBLICO NO FINANCIERO | 1,078,333,882 | (212,202,296) | 866,131,586 | 866,131,586 | 0 | 866,131,586 | 0 | 0 | 748,982,751 | 748,982,751 | 117,148,835 |
| 31100 | GOBIERNO GENERAL MUNICIPAL | 1,078,333,882 | (212,202,296) | 866,131,586 | 866,131,586 | 0 | 866,131,586 | 0 | 0 | 748,982,751 | 748,982,751 | 117,148,835 |
| 31110 | GOBIERNO MUNICIPAL | 1,078,333,882 | (212,202,296) | 866,131,586 | 866,131,586 | 0 | 866,131,586 | 0 | 0 | 748,982,751 | 748,982,751 | 117,148,835 |
| 31111 | ÓRGANO EJECUTIVO MUNICIPAL | 1,078,333,882 | (212,202,296) | 866,131,586 | 866,131,586 | 0 | 866,131,586 | 0 | 0 | 748,982,751 | 748,982,751 | 117,148,835 |
| | **T O T A L E S** | **8,071,146,262** | **(120,575,200)** | **7,950,571,062** | **6,999,052,632** | **951,518,430** | **6,930,845,259** | **68,207,373** | **1,019,725,802** | **6,707,897,714** | **6,674,051,460** | **256,793,799** |

**Estado Sobre el Ejercicio del Presupuesto por: Poder Ejecutivo / Ente Público al 31 de Marzo de 2012.**

| Codificación | Ejercicio del Presupuesto | Presupuesto de Egresos Aprobado | Ampliaciones / (Reducciónes) | Presupuesto Vigente | Comprometido | Presupuesto Disponible para Comprometer | Devengado | Comprometido no Devengado | Presupuesto sin Devengar | Ejercido | Pagado | Cuentas por Pagar (Deuda) |
|---|---|---|---|---|---|---|---|---|---|---|---|---|
| | Nombre | 1 | 2 | 3 | 4 | 5=(3-4) | 6 | 7=(4-6) | 8=(3-6) | 9 | 10 | 11=(6-10) |
| **21111** | **PODER EJECUTIVO** | **5,607,497,453** | **(110,243,947)** | **5,497,253,506** | **4,690,436,752** | **806,816,754** | **4,626,784,275** | **63,652,477** | **870,469,231** | **4,558,431,945** | **4,542,427,980** | **84,356,295** |
| **211110** | **ADMINISTRACIÓN PÚBLICA CENTRALIZADA** | **5,607,497,453** | **(110,243,947)** | **5,497,253,506** | **4,690,436,752** | **806,816,754** | **4,626,784,275** | **63,652,477** | **870,469,231** | **4,558,431,945** | **4,542,427,980** | **84,356,295** |
| 2111101 | Secretaría Particular | 33.718.044 | 15.885.357 | 49.603.401 | 35.154.808 | 14.448.593 | 32.474.232 | 2.680.576 | 17.129.169 | 26.956.645 | 23.720.252 | 8.753.981 |
| 2111102 | Secretaría General de Gobierno | 88.649.199 | 35.117.021 | 123.766.220 | 37.180.544 | 86.585.675 | 34.490.600 | 2.689.945 | 89.275.620 | 29.910.462 | 28.969.266 | 5.521.334 |
| 2111103 | Secretaría de Finanzas | 976.488.679 | 1.394.070.429 | 2.370.559.108 | 2.311.310.547 | 59.248.561 | 2.304.943.331 | 6.367.216 | 65.615.777 | 2.297.464.144 | 2.297.075.313 | 7.868.018 |
| 2111104 | Secretaría de Educación y Cultura | 2,257,556,476 | (104,941,491) | 2,152,614,985 | 1,757,349,186 | 395,265,799 | 1,745,658,029 | 11,691,157 | 406,956,956 | 1,737,058,617 | 1,730,697,050 | 14,960,980 |
| 2111105 | Secretaría de Planeación y Desarrollo Regional | 127,790,388 | (68,151,207) | 59,639,181 | 26,673,572 | 32,965,610 | 24,841,552 | 1,832,019 | 34,797,629 | 23,061,402 | 22,800,190 | 2,041,362 |
| 2111106 | Secretaría de Obras Públicas | 96.708.623 | 26.352.832 | 123.061.455 | 40.143.695 | 82.917.760 | 37.965.318 | 2.178.377 | 85.096.137 | 35.434.292 | 35.191.066 | 2.774.251 |
| 2111107 | Secretaría de Desarrollo Agropecuario | 216.782.162 | (98.231.804) | 118.550.358 | 85.745.534 | 32.804.824 | 84.729.054 | 1.016.480 | 33.821.304 | 82.518.384 | 81.679.094 | 3.049.960 |
| 2111108 | Secretaría de Desarrollo Económico | 38,074,842 | 12,879,906 | 50,954,748 | 25,028,296 | 25,926,452 | 19,389,320 | 5,638,976 | 31,565,428 | 17,762,464 | 17,329,689 | 2,059,631 |
| 2111109 | Secretaría de Turismo | 22,181,313 | 2,940,158 | 25,121,471 | 13,296,568 | 11,824,903 | 13,051,255 | 245,313 | 12,070,216 | 10,558,345 | 10,371,147 | 2,680,108 |
| 2111110 | Secretaría de Seguridad Pública | 227.003.858 | (26.226.444) | 200.777.414 | 180.820.846 | 19.956.569 | 171.321.363 | 9.499.483 | 29.456.052 | 155.559.503 | 155.038.709 | 16.282.653 |
| 2111111 | Oficialía Mayor de Gobierno | 1.412.251.765 | (1.320.568.290) | 91.683.475 | 66.325.700 | 25.357.775 | 62.047.001 | 4.278.699 | 29.636.474 | 58.697.900 | 56.788.280 | 5.258.721 |
| 2111112 | Procuraduría General de Justicia del Estado | 80.300.264 | 15.170.842 | 95.471.106 | 85.852.445 | 9.618.661 | 71.987.390 | 13.865.055 | 23.483.717 | 62.443.129 | 62.133.664 | 9.853.725 |
| 2111113 | Contraloría Interna | 15,564,159 | 3,172,379 | 18,736,538 | 14,203,319 | 4,533,219 | 13,542,643 | 660,675 | 5,193,894 | 11,990,094 | 11,868,896 | 1,673,748 |
| 2111114 | Coordinación General Jurídica | 14,427,681 | 2,286,365 | 16,714,046 | 11,351,693 | 5,362,353 | 10,343,189 | 1,008,504 | 6,370,857 | 9,016,562 | 8,765,364 | 1,577,825 |
| | **T O T A L E S** | **5,607,497,453** | **(110,243,947)** | **5,497,253,506** | **4,690,436,752** | **806,816,754** | **4,626,784,275** | **63,652,477** | **870,469,231** | **4,558,431,945** | **4,542,427,980** | **84,356,295** |

**Estado Sobre el Ejercicio del Presupuesto por: Poderes Legislativo, Judicial y Órganos Autónomos / Ente Público al 31 de Marzo de 2012.**

| Codificación | Codificación | Ejercicio del Presupuesto | Presupuesto de Egresos Aprobado | Ampliaciones / (Reducciónes) | Presupuesto Vigente | Comprometido | Presupuesto Disponible para Comprometer | Devengado | Comprometido no Devengado | Presupuesto sin Devengar | Ejercido | Pagado | Cuentas por Pagar (Deuda) |
|---|---|---|---|---|---|---|---|---|---|---|---|---|---|
| | | Nombre | 1 | 2 | 3 | 4 | 5=(3-4) | 6 | 7=(4-6) | 8=(3-6) | 9 | 10 | 11=(6-10) |
| **21112** | | **PODER LEGISLATIVO** | **96,053,314** | **0** | **96,053,314** | **96,053,314** | **0** | **96,053,314** | **0** | **0** | **96,053,314** | **96,053,314** | **0** |
| | 211121 | Legislatura del Estado | 74,624,682 | 0 | 74,624,682 | 74,624,682 | 0 | 74,624,682 | 0 | 0 | 74,624,682 | 74,624,682 | 0 |
| | 211122 | Auditoría Superior del Estado | 21,428,632 | 0 | 21,428,632 | 21,428,632 | 0 | 21,428,632 | 0 | 0 | 21,428,632 | 21,428,632 | 0 |
| **21113** | | **PODER JUDICIAL** | **68,493,914** | **0** | **68,493,914** | **68,493,914** | **0** | **68,493,914** | **0** | **0** | **68,493,914** | **68,493,914** | **0** |
| | 211131 | Tribunal Superior de Justicia | 60,502,105 | 0 | 60,502,105 | 60,502,105 | 0 | 60,502,105 | 0 | 0 | 60,502,105 | 60,502,105 | 0 |
| | 211132 | Tribunal de Justicia Electoral | 6,609,343 | 0 | 6,609,343 | 6,609,343 | 0 | 6,609,343 | 0 | 0 | 6,609,343 | 6,609,343 | 0 |
| | 211133 | Tribunal de lo Contencioso Administrativo | 1.382.466 | 0 | 1.382.466 | 1.382.466 | 0 | 1.382.466 | 0 | 0 | 1.382.466 | 1.382.466 | 0 |
| **21114** | | **ÓRGANOS AUTÓNOMOS** | **408,927,670** | **5,000,000** | **413,927,670** | **408,927,670** | **5,000,000** | **408,927,670** | **0** | **5,000,000** | **408,927,670** | **408,927,670** | **0** |
| | 211141 | Comisión Estatal de Derechos Humanos | 7,018,789 | 0 | 7,018,789 | 7,018,789 | 0 | 7,018,789 | 0 | 0 | 7,018,789 | 7,018,789 | 0 |
| | 211142 | Comisión Estatal para el Acceso a la Información Pública | 2,235,377 | 0 | 2,235,377 | 2,235,377 | 0 | 2,235,377 | 0 | 0 | 2,235,377 | 2,235,377 | 0 |
| | 211143 | Instituto Electoral del Estado de Zacatecas | 64.193.504 | 0 | 64.193.504 | 64.193.504 | 0 | 64.193.504 | 0 | 0 | 64.193.504 | 64.193.504 | 0 |
| | 211144 | Universidad Autonoma de Zacatecas | 335,480,000 | 5,000,000 | 340,480,000 | 335,480,000 | 5,000,000 | 335,480,000 | 0 | 5,000,000 | 335,480,000 | 335,480,000 | 0 |
| | | **T O T A L E S** | **573,474,898** | **5,000,000** | **578,474,898** | **573,474,898** | **5,000,000** | **573,474,898** | **0** | **5,000,000** | **573,474,898** | **573,474,898** | **0** |

**Estado Sobre el Ejercicio del Presupuesto por: Entidades Paraestatales / Ente Público al 31 de Marzo de 2012.**

| Codificación | Ejercicio del Presupuesto | Presupuesto de Egresos Aprobado | Ampliaciones / (Reducciónes) | Presupuesto Vigente | Comprometido | Presupuesto Disponible para Comprometer | Devengado | Comprometido no Devengado | Presupuesto sin Devengar | Ejercido | Pagado | Cuentas por Pagar (Deuda) |
|---|---|---|---|---|---|---|---|---|---|---|---|---|
| | Nombre | 1 | 2 | 3 | 4 | 5=(3-4) | 6 | 7=(4-6) | 8=(3-6) | 9 | 10 | 11=(6-10) |
| **21120** | **ENTIDADES PARAESTATALES Y FIDEICOMISOS NO EMPRESARIALES Y NO FINANCIEROS** | **811,840,029** | **196,871,042** | **1,008,711,071** | **869,009,396** | **139,701,676** | **864,454,501** | **4,554,895** | **144,256,571** | **827,008,119** | **809,165,831** | **55,288,669** |
| 211251 | Servicios de Salud del Estado | 409.000.948 | 37.351.367 | 446.352.315 | 427.494.663 | 18.857.652 | 427.494.663 | 0 | 18.857.652 | 423.824.538 | 423.824.538 | 3.670.125 |
| 211252 | Comisión Estatal de Agua Potable y Alcantarillado | 24,119,943 | 5,650,025 | 29,769,968 | 15,382,499 | 14,387,469 | 10,830,821 | 4,551,678 | 18,939,147 | 10,830,821 | 10,830,821 | 0 |
| 211253 | Sistema para el Desarrollo Integral de la Familia | 70,095,254 | (2,931,193) | 67,164,061 | 51,389,045 | 15,775,017 | 51,389,045 | 0 | 15,775,017 | 51,389,045 | 33,546,757 | 17,842,288 |
| 211254 | Junta de Prot. y Conserv. de Monumentos Col. y Zonas Típicas | 5,550,135 | 0 | 5,550,135 | 3,307,612 | 2,242,523 | 3,307,612 | 0 | 2,242,523 | 3,307,612 | 3,307,612 | 0 |
| 211255 | Junta Estatal de Caminos | 40,897,494 | 5,225,425 | 46,122,919 | 25,726,061 | 20,396,858 | 25,726,061 | 0 | 20,396,858 | 25,726,061 | 25,726,061 | 0 |
| 211256 | Comisión para la Integración Social de Personas con Discapacidad | 12.478.840 | 0 | 12.478.840 | 12.130.123 | 348.717 | 12.123.409 | 6.714 | 355.431 | 12.020.361 | 12.020.361 | 103.048 |
| 211257 | Consejo Promotor de la Vivienda Popular | 7,076,308 | 926,414 | 8,002,722 | 7,293,422 | 709,300 | 7,293,422 | 0 | 709,300 | 5,593,422 | 5,593,422 | 1,700,000 |
| 211258 | Instituto de Ecología y Medio Ambiente | 3,948,712 | 0 | 3,948,712 | 2,862,812 | 1,085,900 | 2,862,812 | 0 | 1,085,900 | 2,862,812 | 2,862,812 | 0 |
| 211259 | Instituto de Desarrollo Artesanal del Estado de Zacatecas | 5,848,172 | 352,972 | 6,201,144 | 5,454,592 | 746,553 | 5,458,092 | (3,500) | 743,053 | 4,720,831 | 4,720,831 | 737,261 |
| 211260 | Patronato Estatal de Promotores Voluntarios | 1,419,858 | 204,813 | 1,624,671 | 1,397,858 | 226,813 | 1,397,858 | 0 | 226,813 | 1,193,045 | 1,193,045 | 204,813 |
| 211261 | Instituto de Selección y Capacitación del Edo. de Zacatecas | 2.472.950 | 0 | 2.472.950 | 2.438.244 | 34.706 | 2.438.244 | 0 | 34.706 | 2.438.244 | 2.438.244 | 0 |
| 211262 | Instituto para la Mujeres Zacatecanas | 6,776,907 | 0 | 6,776,907 | 4,974,456 | 1,802,451 | 4,974,456 | 0 | 1,802,451 | 4,962,642 | 4,962,642 | 11,813 |
| 211263 | Centro Regional del Patrimonio Mundial en Zacatecas (UNESCO) | 930,710 | 0 | 930,710 | 861,197 | 69,513 | 861,197 | 0 | 69,513 | 861,197 | 861,197 | 0 |
| 211280 | Universidad Politécnica de Zacatecas | 4,167,817 | 8,106,381 | 12,274,198 | 12,274,198 | 0 | 12,274,198 | 0 | 0 | 12,274,198 | 12,274,198 | 0 |
| 211281 | Consejo Zacatecano de Ciencia, Tecnología e Innovación | 6,998,676 | 50,689 | 7,049,365 | 3,713,621 | 3,335,744 | 3,713,621 | 0 | 3,335,744 | 3,706,653 | 3,706,653 | 6,967 |
| 211282 | Instituto de Cultura Física y Deporte del Estado de Zacatecas | 19,253,609 | 260,671 | 19,514,280 | 18,827,695 | 686,584 | 18,827,695 | 0 | 686,584 | 18,827,695 | 18,827,695 | 0 |
| 211283 | Instituto de la Juventud del Estado de Zacatecas | 5,431,326 | 153,488 | 5,584,814 | 2,765,285 | 2,819,528 | 2,765,285 | 0 | 2,819,528 | 2,756,868 | 2,756,868 | 8,417 |
| 211284 | Instituto Zacatecano de Cultura "Ramón López Velarde" | 47,524,106 | 17,818,432 | 65,342,538 | 57,385,101 | 7,957,437 | 57,385,098 | 3 | 7,957,440 | 57,385,098 | 57,385,098 | 0 |
| 211285 | Intituto Zacatecano para la Construcción de Escuelas | 29,165,882 | 16,594,737 | 45,760,619 | 36,158,794 | 9,601,826 | 36,158,794 | 0 | 9,601,826 | 5,154,856 | 5,154,856 | 31,003,938 |
| 211286 | Colegio de Bachilleres del Estado de Zacatecas | 33.626.740 | 47.660.901 | 81.287.641 | 81.287.641 | 0 | 81.287.641 | 0 | 0 | 81.287.641 | 81.287.641 | 0 |
| 211287 | Colegio de Educación Profesional Técnica del Estado de Zacatecas | 7,896,791 | 3,832,913 | 11,729,704 | 11,254,988 | 474,716 | 11,254,988 | 0 | 474,716 | 11,254,988 | 11,254,988 | 0 |
| 211288 | Colegio de Estudios Científicos y Tecnológicos del Estado de Zac. | 14,306,605 | 27,970,570 | 42,277,175 | 42,277,175 | 0 | 42,277,175 | 0 | 0 | 42,277,175 | 42,277,175 | 0 |
| 211289 | Instituto Tecnológico Superior de Jerez | 1,395,669 | 1,358,387 | 2,754,056 | 1,358,387 | 1,395,669 | 1,358,387 | 0 | 1,395,669 | 1,358,387 | 1,358,387 | 0 |
| 211290 | Instituto Tecnológico Superior de Loreto | 1,778,319 | 1,120,700 | 2,899,019 | 1,120,700 | 1,778,319 | 1,120,700 | 0 | 1,778,319 | 1,120,700 | 1,120,700 | 0 |
| 211291 | Instituto Tecnológico Superior de Nochistlán | 1.744.428 | 709.735 | 2.454.163 | 709.735 | 1.744.428 | 709.735 | 0 | 1.744.428 | 709.735 | 709.735 | 0 |
| 211292 | Instituto Tecnológico Superior de Fresnillo | 3,776,545 | 3,023,774 | 6,800,319 | 3,023,774 | 3,776,545 | 3,023,774 | 0 | 3,776,545 | 3,023,774 | 3,023,774 | 0 |
| 211293 | Instituto Tecnológico Superior Zacatecas Norte | 3,883,285 | 3,296,678 | 7,179,963 | 3,296,678 | 3,883,285 | 3,296,678 | 0 | 3,883,285 | 3,296,678 | 3,296,678 | 0 |
| 211294 | Instituto Tecnológico Superior Zacatecas Occidente | 2,196,827 | 1,932,722 | 4,129,549 | 1,932,722 | 2,196,827 | 1,932,722 | 0 | 2,196,827 | 1,932,722 | 1,932,722 | 0 |
| 211295 | Instituto Tecnológico Superior Zacatecas - Sur | 2,837,676 | 1,725,089 | 4,562,765 | 1,725,089 | 2,837,676 | 1,725,089 | 0 | 2,837,676 | 1,725,089 | 1,725,089 | 0 |
| 211296 | Instituto Zacatecano de Educación para Adultos (IZEA) | 14.501.034 | 4.405.490 | 18.906.524 | 17.798.194 | 1.108.330 | 17.798.194 | 0 | 1.108.330 | 17.798.194 | 17.798.194 | 0 |
| 211297 | Unidad Profesional Interdisciplinaria Campus Zacatecas | 12,440,278 | 0 | 12,440,278 | 0 | 12,440,278 | 0 | 0 | 12,440,278 | 0 | 0 | 0 |
| 211298 | Universidad Politécnica del Sur de Zacatecas | 1,537,619 | 2,067,199 | 3,604,818 | 3,384,372 | 220,446 | 3,384,372 | 0 | 220,446 | 3,384,372 | 3,384,372 | 0 |
| 211299 | Universidad Tecnológica del Estado de Zacatecas | 6,760,566 | 8,002,666 | 14,763,232 | 8,002,666 | 6,760,566 | 8,002,666 | 0 | 6,760,566 | 8,002,666 | 8,002,666 | 0 |
| | **T O T A L E S** | **811,840,029** | **196,871,042** | **1,008,711,071** | **869,009,396** | **139,701,676** | **864,454,501** | **4,554,895** | **144,256,571** | **827,008,119** | **809,165,831** | **55,288,669** |

**Estado Sobre el Ejercicio del Presupuesto por: Sector Público Municipal / Ente Público al 31 de Marzo de 2012.**

| Codificación | Codificación | Ejercicio del Presupuesto | Presupuesto de Egresos Aprobado | Ampliaciones / (Reducciónes) | Presupuesto Vigente | Comprometido | Presupuesto Disponible para Comprometer | Devengado | Comprometido no Devengado | Presupuesto sin Devengar | Ejercido | Pagado | Cuentas por Pagar (Deuda) |
|---|---|---|---|---|---|---|---|---|---|---|---|---|---|
| | | Nombre | 1 | 2 | 3 | 4 | 5=(3-4) | 6 | 7=(4-6) | 8=(3-6) | 9 | 10 | 11=(6-10) |
| **30000** | | **SECTOR PÚBLICO MUNICIPAL** | **1,078,333,882** | **(212,202,296)** | **866,131,586** | **866,131,586** | **0** | **866,131,586** | **0** | **0** | **748,982,751** | **748,982,751** | **117,148,835** |
| **31111** | | **PODER EJECUTIVO** | **1,078,333,882** | **(212,202,296)** | **866,131,586** | **866,131,586** | **0** | **866,131,586** | **0** | **0** | **748,982,751** | **748,982,751** | **117,148,835** |
| | 3111101 | APOZOL | 5.735.910 | (1.139.276) | 4.596.634 | 4.596.634 | 0 | 4.596.634 | 0 | 0 | 4.027.764 | 4.027.764 | 568.870 |
| | 3111102 | APULCO | 5,796,711 | (1,399,353) | 4,397,358 | 4,397,358 | 0 | 4,397,358 | 0 | 0 | 3,796,752 | 3,796,752 | 600,606 |
| | 3111103 | ATOLINGA | 3,082,784 | (454,107) | 2,628,677 | 2,628,677 | 0 | 2,628,677 | 0 | 0 | 2,398,616 | 2,398,616 | 230,061 |
| | 3111104 | BENITO JUÁREZ | 4,791,022 | (1,046,287) | 3,744,735 | 3,744,735 | 0 | 3,744,735 | 0 | 0 | 3,273,898 | 3,273,898 | 470,837 |
| | 3111105 | CALERA | 19,674,492 | (1,884,844) | 17,789,648 | 17,789,648 | 0 | 17,789,648 | 0 | 0 | 15,958,703 | 15,958,703 | 1,830,945 |
| | 3111106 | CAÑITAS DE FELIPE PESCADOR | 6,949,707 | (1,588,300) | 5,361,407 | 5,361,407 | 0 | 5,361,407 | 0 | 0 | 4,585,190 | 4,585,190 | 776,217 |
| | 3111107 | CONCEPCIÓN DEL ORO | 12,179,418 | (2,547,815) | 9,631,603 | 9,631,603 | 0 | 9,631,603 | 0 | 0 | 8,406,205 | 8,406,205 | 1,225,398 |
| | 3111108 | CUAUHTEMOC | 7,078,477 | (1,003,715) | 6,074,762 | 6,074,762 | 0 | 6,074,762 | 0 | 0 | 5,343,422 | 5,343,422 | 731,340 |
| | 3111109 | CHALCHIHUITES | 12,004,880 | (3,062,933) | 8,941,947 | 8,941,947 | 0 | 8,941,947 | 0 | 0 | 7,639,171 | 7,639,171 | 1,302,776 |
| | 3111110 | EL PLATEADO DE JOAQUÍN AMARO | 2,926,330 | (626,381) | 2,299,949 | 2,299,949 | 0 | 2,299,949 | 0 | 0 | 2,056,166 | 2,056,166 | 243,783 |
| | 3111111 | EL SALVADOR | 4,536,517 | (1,244,933) | 3,291,584 | 3,291,584 | 0 | 3,291,584 | 0 | 0 | 2,820,132 | 2,820,132 | 471,452 |
| | 3111112 | FRESNILLO | 132.874.825 | (26.386.179) | 106.488.646 | 106.488.646 | 0 | 106.488.646 | 0 | 0 | 90.801.931 | 90.801.931 | 15.686.715 |
| | 3111113 | GENARO CODINA | 7,125,567 | (1,244,504) | 5,881,063 | 5,881,063 | 0 | 5,881,063 | 0 | 0 | 5,217,872 | 5,217,872 | 663,191 |
| | 3111114 | GENERAL ENRIQUE ESTRADA | 4,065,578 | (523,833) | 3,541,745 | 3,541,745 | 0 | 3,541,745 | 0 | 0 | 3,173,762 | 3,173,762 | 367,983 |
| | 3111115 | GENERAL FRANCISCO R. MURGUÍA | 34,157,365 | (11,395,255) | 22,762,110 | 22,762,110 | 0 | 22,762,110 | 0 | 0 | 18,522,849 | 18,522,849 | 4,239,261 |
| | 3111116 | GENERAL. PÁNFILO NATERA | 19,185,230 | (5,333,208) | 13,852,022 | 13,852,022 | 0 | 13,852,022 | 0 | 0 | 11,428,288 | 11,428,288 | 2,423,734 |
| | 3111117 | GUADALUPE | 76,782,288 | (8,014,178) | 68,768,110 | 68,768,110 | 0 | 68,768,110 | 0 | 0 | 60,577,166 | 60,577,166 | 8,190,944 |
| | 3111118 | HUANUSCO | 4,677,565 | (844,051) | 3,833,514 | 3,833,514 | 0 | 3,833,514 | 0 | 0 | 3,427,771 | 3,427,771 | 405,743 |
| | 3111119 | JALPA | 14,835,829 | (1,527,056) | 13,308,773 | 13,308,773 | 0 | 13,308,773 | 0 | 0 | 12,008,965 | 12,008,965 | 1,299,808 |
| | 3111120 | JEREZ | 40.573.219 | (6.953.346) | 33.619.873 | 33.619.873 | 0 | 33.619.873 | 0 | 0 | 29.361.110 | 29.361.110 | 4.258.763 |
| | 3111121 | JIMÉNEZ DEL TEUL | 7,905,541 | (2,303,516) | 5,602,025 | 5,602,025 | 0 | 5,602,025 | 0 | 0 | 4,743,842 | 4,743,842 | 858,183 |
| | 3111122 | JUAN ALDAMA | 14,194,325 | (2,956,980) | 11,237,345 | 11,237,345 | 0 | 11,237,345 | 0 | 0 | 9,602,027 | 9,602,027 | 1,635,318 |
| | 3111123 | JUCHIPILA | 8,617,504 | (652,369) | 7,965,135 | 7,965,135 | 0 | 7,965,135 | 0 | 0 | 7,312,451 | 7,312,451 | 652,684 |
| | | **Total Hoja 1/2** | **449,751,084** | **(84,132,419)** | **365,618,665** | **365,618,665** | **0** | **365,618,665** | **0** | **0** | **316,484,053** | **316,484,053** | **49,134,612** |

**Estado Sobre el Ejercicio del Presupuesto por: Sector Público Municipal / Ente Público al 31 de Marzo de 2012.**

| Codificación | Ejercicio del Presupuesto | Presupuesto de Egresos Aprobado | Ampliaciones / (Reducciónes) | Presupuesto Vigente | Comprometido | Presupuesto Disponible para Comprometer | Devengado | Comprometido no Devengado | Presupuesto sin Devengar | Ejercido | Pagado | Cuentas por Pagar (Deuda) |
|---|---|---|---|---|---|---|---|---|---|---|---|---|
| | Nombre | 1 | 2 | 3 | 4 | 5=(3-4) | 6 | 7=(4-6) | 8=(3-6) | 9 | 10 | 11=(6-10) |
| 3111124 | LORETO | 25,460,743 | (4,202,805) | 21,257,938 | 21,257,938 | 0 | 21,257,938 | 0 | 0 | 18,235,793 | 18,235,793 | 3,022,145 |
| 3111125 | LUÍS MOYA | 7.377.691 | (1.080.553) | 6.297.138 | 6.297.138 | 0 | 6.297.138 | 0 | 0 | 5.531.083 | 5.531.083 | 766.055 |
| 3111126 | MAZAPIL | 30,079,149 | (7,173,932) | 22,905,217 | 22,905,217 | 0 | 22,905,217 | 0 | 0 | 20,122,154 | 20,122,154 | 2,783,063 |
| 3111127 | MELCHOR OCAMPO | 4,734,807 | (842,377) | 3,892,430 | 3,892,430 | 0 | 3,892,430 | 0 | 0 | 3,549,159 | 3,549,159 | 343,271 |
| 3111128 | MEZQUITAL DEL ORO | 3,719,292 | (697,110) | 3,022,182 | 3,022,182 | 0 | 3,022,182 | 0 | 0 | 2,722,987 | 2,722,987 | 299,195 |
| 3111129 | MIGUEL AUZA | 18,927,025 | (4,902,185) | 14,024,840 | 14,024,840 | 0 | 14,024,840 | 0 | 0 | 11,736,369 | 11,736,369 | 2,288,471 |
| 3111130 | MOMAX | 2,744,860 | (363,261) | 2,381,599 | 2,381,599 | 0 | 2,381,599 | 0 | 0 | 2,184,607 | 2,184,607 | 196,992 |
| 3111131 | MONTE ESCOBEDO | 9,293,249 | (1,723,649) | 7,569,600 | 7,569,600 | 0 | 7,569,600 | 0 | 0 | 6,734,871 | 6,734,871 | 834,729 |
| 3111132 | MORELOS | 6,748,933 | (605,387) | 6,143,546 | 6,143,546 | 0 | 6,143,546 | 0 | 0 | 5,550,943 | 5,550,943 | 592,603 |
| 3111133 | MOYAHUA DE ESTRADA | 4,967,736 | (776,281) | 4,191,455 | 4,191,455 | 0 | 4,191,455 | 0 | 0 | 3,798,393 | 3,798,393 | 393,062 |
| 3111134 | NOCHISTLAN DE MEJÍA | 20.550.848 | (3.420.118) | 17.130.730 | 17.130.730 | 0 | 17.130.730 | 0 | 0 | 15.099.632 | 15.099.632 | 2.031.098 |
| 3111135 | NORIA DE ÁNGELES | 14,501,647 | (4,110,757) | 10,390,890 | 10,390,890 | 0 | 10,390,890 | 0 | 0 | 8,582,239 | 8,582,239 | 1,808,651 |
| 3111136 | OJOCALIENTE | 24,166,057 | (4,370,828) | 19,795,229 | 19,795,229 | 0 | 19,795,229 | 0 | 0 | 17,001,604 | 17,001,604 | 2,793,625 |
| 3111137 | PANUCO | 11,073,090 | (2,158,478) | 8,914,612 | 8,914,612 | 0 | 8,914,612 | 0 | 0 | 7,653,260 | 7,653,260 | 1,261,352 |
| 3111138 | PINOS | 56,658,095 | (14,684,059) | 41,974,036 | 41,974,036 | 0 | 41,974,036 | 0 | 0 | 34,977,658 | 34,977,658 | 6,996,378 |
| 3111139 | RÍO GRANDE | 37,090,413 | (6,385,667) | 30,704,746 | 30,704,746 | 0 | 30,704,746 | 0 | 0 | 26,394,638 | 26,394,638 | 4,310,108 |
| 3111140 | SAÍN ALTO | 24,367,452 | (7,697,310) | 16,670,142 | 16,670,142 | 0 | 16,670,142 | 0 | 0 | 13,529,570 | 13,529,570 | 3,140,572 |
| 3111141 | SANTA MARÍA DE LA PAZ | 3,085,414 | (547,515) | 2,537,899 | 2,537,899 | 0 | 2,537,899 | 0 | 0 | 2,273,870 | 2,273,870 | 264,029 |
| 3111142 | SOMBRERETE | 46,189,203 | (10,164,500) | 36,024,703 | 36,024,703 | 0 | 36,024,703 | 0 | 0 | 30,746,601 | 30,746,601 | 5,278,102 |
| 3111143 | SUSTICACÁN | 2.143.008 | (382.687) | 1.760.321 | 1.760.321 | 0 | 1.760.321 | 0 | 0 | 1.598.686 | 1.598.686 | 161.635 |
| 3111144 | TABASCO | 12,112,020 | (2,534,356) | 9,577,664 | 9,577,664 | 0 | 9,577,664 | 0 | 0 | 8,249,089 | 8,249,089 | 1,328,575 |
| 3111145 | TEPECHITLÁN | 7,895,575 | (1,556,492) | 6,339,083 | 6,339,083 | 0 | 6,339,083 | 0 | 0 | 5,577,566 | 5,577,566 | 761,517 |
| 3111146 | TEPETONGO | 6,910,215 | (1,171,015) | 5,739,200 | 5,739,200 | 0 | 5,739,200 | 0 | 0 | 5,136,114 | 5,136,114 | 603,086 |
| 3111147 | TEUL DE GONZÁLEZ. ORTEGA | 4,317,022 | (403,158) | 3,913,864 | 3,913,864 | 0 | 3,913,864 | 0 | 0 | 3,614,942 | 3,614,942 | 298,922 |
| 3111148 | TLALTENANGO DE SÁNCHEZ ROMÁN | 21,392,593 | (4,979,938) | 16,412,655 | 16,412,655 | 0 | 16,412,655 | 0 | 0 | 13,990,027 | 13,990,027 | 2,422,628 |
| 3111149 | TRANCOSO | 10,384,981 | (1,894,826) | 8,490,155 | 8,490,155 | 0 | 8,490,155 | 0 | 0 | 7,306,005 | 7,306,005 | 1,184,150 |
| 3111150 | TRINIDAD GARCÍA DE LA CADENA | 3,024,762 | (282,515) | 2,742,247 | 2,742,247 | 0 | 2,742,247 | 0 | 0 | 2,522,228 | 2,522,228 | 220,019 |
| 3111151 | VALPARAÍSO | 43,532,018 | (12,386,802) | 31,145,216 | 31,145,216 | 0 | 31,145,216 | 0 | 0 | 26,209,073 | 26,209,073 | 4,936,143 |
| 3111152 | VETAGRANDE | 7.354.252 | (1.605.369) | 5.748.883 | 5.748.883 | 0 | 5.748.883 | 0 | 0 | 4.927.181 | 4.927.181 | 821.702 |
| 3111153 | VILLA DE COS | 33,210,922 | (8,358,591) | 24,852,331 | 24,852,331 | 0 | 24,852,331 | 0 | 0 | 21,092,626 | 21,092,626 | 3,759,705 |
| 3111154 | VILLA GARCÍA | 13.112.494 | (2.841.108) | 10.271.386 | 10.271.386 | 0 | 10.271.386 | 0 | 0 | 8.753.140 | 8.753.140 | 1.518.246 |
| 3111155 | VILLA GONZÁLEZ ORTEGA | 9,539,762 | (2,031,898) | 7,507,864 | 7,507,864 | 0 | 7,507,864 | 0 | 0 | 6,429,191 | 6,429,191 | 1,078,673 |
| 3111156 | VILLA HIDALGO | 14,790,899 | (3,511,533) | 11,279,366 | 11,279,366 | 0 | 11,279,366 | 0 | 0 | 9,550,586 | 9,550,586 | 1,728,780 |
| 3111157 | VILLANUEVA | 23,250,170 | (4,717,416) | 18,532,754 | 18,532,754 | 0 | 18,532,754 | 0 | 0 | 16,053,149 | 16,053,149 | 2,479,605 |
| 3111158 | ZACATECAS | 63,876,401 | (3,505,401) | 60,371,000 | 60,371,000 | 0 | 60,371,000 | 0 | 0 | 55,063,664 | 55,063,664 | 5,307,336 |
| | **Total Hoja 2/2** | **628,582,798** | **(128,069,877)** | **500,512,921** | **500,512,921** | **0** | **500,512,921** | **0** | **0** | **432,498,698** | **432,498,698** | **68,014,223** |
| | **T O T A L E S** | **1,078,333,882** | **(212,202,296)** | **866,131,586** | **866,131,586** | **0** | **866,131,586** | **0** | **0** | **748,982,751** | **748,982,751** | **117,148,835** |

Poder Ejecutivo del Estado de Zacatecas

Secretaría de Finanzas

Estados Financieros 1er. Trimestre del Ejercicio Fiscal 2012

**Estado Sobre el Ejercicio del Presupuesto por: Capítulo de Gasto al 31 de Marzo de 2012.**

| Capítulo del Gasto | Ejercicio del Presupuesto | Presupuesto de Egresos Aprobado | Ampliaciones / (Reducciónes) | Presupuesto Vigente | Comprometido | Presupuesto Disponible para Comprometer | Devengado | Comprometido No Devengado | Presupuesto sin Devengar | Ejercido | Pagado | Cuentas por Pagar (Deuda) |
|---|---|---|---|---|---|---|---|---|---|---|---|---|
| | Nombre | 1 | 2 | 3 | 4 | 5=(3-4) | 6 | 7=(4-6) | 8=(3-6) | 9 | 10 | 11=(6-10) |
| 1000 | Servicios Personales | 2,356,038,059 | 73,552,873 | 2,429,590,932 | 2,109,419,281 | 320,171,652 | 2,055,412,211 | 54,007,069 | 374,178,721 | 2,011,508,789 | 1,996,006,324 | 59,405,888 |
| 2000 | Materiales y Suministros | 81,020,332 | (19,894,614) | 61,125,718 | 31,835,725 | 29,289,992 | 30,433,526 | 1,402,200 | 30,692,192 | 21,798,101 | 21,798,101 | 8,635,425 |
| 3000 | Servicios Generales | 117,944,520 | 50,684,116 | 168,628,636 | 95,336,284 | 73,292,352 | 92,465,114 | 2,871,171 | 76,163,523 | 81,200,424 | 81,200,424 | 11,264,690 |
| 4000 | Transferencias, Asignaciones, Subsidios y Otras Ayudas | 3,327,746,903 | (1,148,098,444) | 2,179,648,459 | 1,783,732,653 | 395,915,806 | 1,778,493,294 | 5,239,358 | 401,155,165 | 1,736,648,273 | 1,718,304,485 | 60,188,809 |
| 5000 | Bienes Muebles, Inmuebles e Intangibles | 241,653,500 | 1,369,095,921 | 1,610,749,421 | 1,595,563,876 | 15,185,545 | 1,595,563,876 | 0 | 15,185,545 | 1,595,550,602 | 1,595,550,602 | 13,274 |
| 6000 | Inversión Pública | 82,573,103 | 14,798,785 | 97,371,888 | 15,223,324 | 82,148,564 | 10,535,749 | 4,687,575 | 86,836,139 | 10,398,870 | 10,398,870 | 136,879 |
| 7000 | Inversiones Financieras y Otras Provisiones | 369,825,358 | (334,315,893) | 35,509,465 | 0 | 35,509,465 | 0 | 0 | 35,509,465 | 0 | 0 | 0 |
| 8000 | Participaciones y Aportaciones | 1,078,333,882 | (212,202,296) | 866,131,586 | 866,131,586 | 0 | 866,131,586 | 0 | 0 | 748,982,751 | 748,982,751 | 117,148,835 |
| 9000 | Deuda Pública | 416,010,605 | 85,804,352 | 501,814,957 | 501,809,904 | 5,053 | 501,809,904 | 0 | 5,053 | 501,809,904 | 501,809,904 | 0 |
| | **T O T A L E S** | **8,071,146,262** | **(120,575,200)** | **7,950,571,062** | **6,999,052,632** | **951,518,430** | **6,930,845,259** | **68,207,373** | **1,019,725,802** | **6,707,897,714** | **6,674,051,460** | **256,793,799** |

SEFIN
Secretaría de Finanzas

Poder Ejecutivo del Estado de Zacatecas

Secretaría de Finanzas

Estados Financieros 1er. Trimestre del Ejercicio Fiscal 2012

**Estado Sobre el Ejercicio del Presupuesto por: Ente Público / Capítulo 1000 al 31 de Marzo de 2012.**

| Ente Público | Ejercicio del Presupuesto | Presupuesto de Egresos Aprobado | Ampliaciones / (Reducciónes) | Presupuesto Vigente | Comprometido | Presupuesto Disponible para Comprometer | Devengado | Comprometido No Devengado | Presupuesto sin Devengar | Ejercido | Pagado | Cuentas por Pagar (Deuda) |
|---|---|---|---|---|---|---|---|---|---|---|---|---|
| | Nombre | 1 | 2 | 3 | 4 | 5=(3-4) | 6 | 7=(4-6) | 8=(3-6) | 9 | 10 | 11=(6-10) |
| 1 | Secretaría Particular | 13,980,147 | 10,388,157 | 24,368,304 | 22,032,646 | 2,335,658 | 19,766,931 | 2,265,714 | 4,601,373 | 17,907,608 | 14,671,214 | 5,095,717 |
| 2 | Secretaría General de Gobierno | 25,532,171 | 7,789,349 | 33,321,520 | 28,880,397 | 4,441,124 | 26,383,534 | 2,496,863 | 6,937,987 | 23,045,054 | 22,103,858 | 4,279,676 |
| 3 | Secretaría de Finanzas | 34,985,517 | 33,894,542 | 68,880,059 | 64,736,270 | 4,143,789 | 59,921,636 | 4,814,634 | 8,958,423 | 55,627,756 | 55,474,388 | 4,447,248 |
| 4 | Secretaría de Educación y Cultura | 2,006,983,832 | (69,866,824) | 1,937,117,008 | 1,673,655,053 | 263,461,955 | 1,662,009,878 | 11,645,175 | 275,107,130 | 1,661,166,630 | 1,654,805,063 | 7,204,815 |
| 5 | Secretaría de Planeación y Desarrollo Regional | 14,074,616 | 2,558,267 | 16,632,883 | 14,038,209 | 2,594,674 | 12,992,871 | 1,045,338 | 3,640,012 | 11,386,477 | 11,125,265 | 1,867,606 |
| 6 | Secretaría de Obras Públicas | 20,214,491 | 7,546,596 | 27,761,087 | 24,256,830 | 3,504,258 | 22,103,671 | 2,153,159 | 5,657,417 | 20,008,752 | 19,765,526 | 2,338,145 |
| 7 | Secretaría de Desarrollo Agropecuario | 14,738,903 | 8,933,047 | 23,671,950 | 20,600,749 | 3,071,201 | 19,609,377 | 991,372 | 4,062,574 | 17,601,474 | 17,028,220 | 2,581,156 |
| 8 | Secretaría de Desarrollo Económico | 8,696,082 | 3,575,686 | 12,271,768 | 10,470,125 | 1,801,643 | 10,039,482 | 430,643 | 2,232,286 | 8,964,099 | 8,531,323 | 1,508,159 |
| 9 | Secretaría de Turismo | 7,264,279 | 2,940,158 | 10,204,437 | 7,023,693 | 3,180,744 | 6,761,772 | 261,921 | 3,442,665 | 5,925,263 | 5,738,065 | 1,023,707 |
| 10 | Secretaría de Seguridad Pública | 87,705,825 | 18,996,988 | 106,702,813 | 94,249,187 | 12,453,626 | 85,048,117 | 9,201,070 | 21,654,696 | 73,430,622 | 72,909,828 | 12,138,289 |
| 11 | Oficialía Mayor de Gobierno | 31,153,300 | 26,960,376 | 58,113,676 | 50,074,860 | 8,038,816 | 46,409,810 | 3,665,050 | 11,703,866 | 43,549,512 | 41,639,892 | 4,769,918 |
| 12 | Procuraduría General de Justicia del Estado | 66,031,136 | 15,170,842 | 81,201,978 | 76,822,618 | 4,379,360 | 63,389,181 | 13,433,437 | 17,812,797 | 54,712,334 | 54,402,869 | 8,986,312 |
| 13 | Contraloría Interna | 12,627,291 | 2,379,324 | 15,006,615 | 11,760,374 | 3,246,240 | 11,131,305 | 629,070 | 3,875,310 | 9,636,360 | 9,515,162 | 1,616,143 |
| 14 | Coordinación General Jurídica | 12,050,469 | 2,286,365 | 14,336,834 | 10,818,271 | 3,518,563 | 9,844,648 | 973,623 | 4,492,186 | 8,546,847 | 8,295,649 | 1,548,999 |
| | **T O T A L E S** | **2,356,038,059** | **73,552,873** | **2,429,590,932** | **2,109,419,281** | **320,171,652** | **2,055,412,211** | **54,007,069** | **374,178,721** | **2,011,508,789** | **1,996,006,324** | **59,405,888** |

SEFIN
Secretaría de Finanzas

Poder Ejecutivo del Estado de Zacatecas

Secretaría de Finanzas

Estados Financieros 1er. Trimestre del Ejercicio Fiscal 2012

**Estado Sobre el Ejercicio del Presupuesto por: Ente Público / Capítulo 2000 al 31 de Marzo de 2012.**

| Ente Público | Ejercicio del Presupuesto | Presupuesto de Egresos Aprobado | Ampliaciones / (Reducciónes) | Presupuesto Vigente | Comprometido | Presupuesto Disponible para Comprometer | Devengado | Comprometido No Devengado | Presupuesto sin Devengar | Ejercido | Pagado | Cuentas por Pagar (Deuda) |
|---|---|---|---|---|---|---|---|---|---|---|---|---|
| | Nombre | 1 | 2 | 3 | 4 | 5=(3-4) | 6 | 7=(4-6) | 8=(3-6) | 9 | 10 | 11=(6-10) |
| 1 | Secretaría Particular | 2,664,515 | 0 | 2,664,515 | 1,851,409 | 813,106 | 1,722,768 | 128,641 | 941,747 | 1,425,396 | 1,425,396 | 297,372 |
| 2 | Secretaría General de Gobierno | 2,645,761 | 7,968 | 2,653,729 | 1,085,640 | 1,568,089 | 983,991 | 101,649 | 1,669,737 | 869,016 | 869,016 | 114,975 |
| 3 | Secretaría de Finanzas | 3,247,700 | 0 | 3,247,700 | 2,224,365 | 1,023,335 | 1,693,668 | 530,697 | 1,554,032 | 1,486,062 | 1,486,062 | 207,606 |
| 4 | Secretaría de Educación y Cultura | 42,564,493 | (20,221,792) | 22,342,701 | 7,212,473 | 15,130,228 | 7,090,620 | 121,853 | 15,252,082 | 2,140,053 | 2,140,053 | 4,950,567 |
| 5 | Secretaría de Planeación y Desarrollo Regional | 1,048,500 | (7,868) | 1,040,632 | 445,587 | 595,045 | 443,942 | 1,645 | 596,690 | 396,171 | 396,171 | 47,770 |
| 6 | Secretaría de Obras Públicas | 1,625,280 | 0 | 1,625,280 | 460,447 | 1,164,833 | 444,840 | 15,607 | 1,180,440 | 333,237 | 333,237 | 111,602 |
| 7 | Secretaría de Desarrollo Agropecuario | 1,107,845 | 0 | 1,107,845 | 811,978 | 295,867 | 794,312 | 17,665 | 313,533 | 745,043 | 745,043 | 49,269 |
| 8 | Secretaría de Desarrollo Económico | 785,645 | 0 | 785,645 | 408,657 | 376,988 | 336,899 | 71,758 | 448,746 | 291,223 | 291,223 | 45,676 |
| 9 | Secretaría de Turismo | 294,191 | 0 | 294,191 | 202,975 | 91,216 | 177,781 | 25,194 | 116,410 | 170,596 | 170,596 | 7,185 |
| 10 | Secretaría de Seguridad Pública | 11,962,931 | 0 | 11,962,931 | 9,145,442 | 2,817,489 | 9,156,152 | -10,710 | 2,806,779 | 7,062,139 | 7,062,139 | 2,094,013 |
| 11 | Oficialía Mayor de Gobierno | 4,152,644 | 231,384 | 4,384,028 | 1,787,156 | 2,596,872 | 1,543,200 | 243,956 | 2,840,828 | 1,332,844 | 1,332,844 | 210,356 |
| 12 | Procuraduría General de Justicia del Estado | 7,990,514 | 95,693 | 8,086,207 | 5,541,222 | 2,544,985 | 5,438,344 | 102,877 | 2,647,863 | 4,960,393 | 4,960,393 | 477,951 |
| 13 | Contraloría Interna | 642,769 | 0 | 642,769 | 457,433 | 185,336 | 440,947 | 16,486 | 201,822 | 423,108 | 423,108 | 17,839 |
| 14 | Coordinación General Jurídica | 287,544 | 0 | 287,544 | 200,942 | 86,602 | 166,061 | 34,881 | 121,483 | 162,819 | 162,819 | 3,242 |
| | **T O T A L E S** | **81,020,332** | **(19,894,614)** | **61,125,718** | **31,835,725** | **29,289,992** | **30,433,526** | **1,402,200** | **30,692,192** | **21,798,101** | **21,798,101** | **8,635,425** |

SEFIN
Secretaría de Finanzas

Poder Ejecutivo del Estado de Zacatecas

Secretaría de Finanzas

Estados Financieros 1er. Trimestre del Ejercicio Fiscal 2012

**Estado Sobre el Ejercicio del Presupuesto por: Ente Público / Capítulo 3000 al 31 de Marzo de 2012.**

| Ente Público | Ejercicio del Presupuesto | Presupuesto de Egresos Aprobado | Ampliaciones / (Reducciónes) | Presupuesto Vigente | Comprometido | Presupuesto Disponible para Comprometer | Devengado | Comprometido No Devengado | Presupuesto sin Devengar | Ejercido | Pagado | Cuentas por Pagar (Deuda) |
|---|---|---|---|---|---|---|---|---|---|---|---|---|
| | Nombre | 1 | 2 | 3 | 4 | 5=(3-4) | 6 | 7=(4-6) | 8=(3-6) | 9 | 10 | 11=(6-10) |
| 1 | Secretaría Particular | 17,073,382 | 5,497,200 | 22,570,582 | 11,270,754 | 11,299,828 | 10,984,533 | 286,221 | 11,586,049 | 7,623,641 | 7,623,641 | 3,360,892 |
| 2 | Secretaría General de Gobierno | 6,566,847 | 3,088,584 | 9,655,431 | 7,214,508 | 2,440,923 | 7,123,075 | 91,433 | 2,532,356 | 5,996,392 | 5,996,392 | 1,126,683 |
| 3 | Secretaría de Finanzas | 12,254,770 | 3,371,751 | 15,626,521 | 10,053,546 | 5,572,975 | 10,072,838 | (19,291) | 5,553,683 | 9,348,785 | 9,348,785 | 724,053 |
| 4 | Secretaría de Educación y Cultura | 28,124,039 | 8,773,921 | 36,897,960 | 17,340,982 | 19,556,977 | 17,149,967 | 191,016 | 19,747,993 | 14,950,905 | 14,950,905 | 2,199,061 |
| 5 | Secretaría de Planeación y Desarrollo Regional | 1,914,318 | 6,383,457 | 8,297,775 | 7,189,776 | 1,107,999 | 6,404,740 | 785,036 | 1,893,035 | 6,278,753 | 6,278,753 | 125,986 |
| 6 | Secretaría de Obras Públicas | 4,795,750 | 4,007,451 | 8,803,201 | 4,890,670 | 3,912,531 | 4,881,059 | 9,611 | 3,922,142 | 4,693,433 | 4,693,433 | 187,626 |
| 7 | Secretaría de Desarrollo Agropecuario | 2,081,679 | 4,202,108 | 6,283,787 | 4,705,932 | 1,577,855 | 4,698,490 | 7,443 | 1,585,298 | 4,544,992 | 4,544,992 | 153,498 |
| 8 | Secretaría de Desarrollo Económico | 5,694,365 | 4,354,420 | 10,048,785 | 6,822,184 | 3,226,601 | 6,373,184 | 449,000 | 3,675,601 | 5,950,769 | 5,950,769 | 422,415 |
| 9 | Secretaría de Turismo | 1,631,562 | 0 | 1,631,562 | 741,288 | 890,274 | 693,263 | 48,025 | 938,299 | 512,396 | 512,396 | 180,867 |
| 10 | Secretaría de Seguridad Pública | 10,126,097 | 461,968 | 10,588,065 | 5,902,612 | 4,685,453 | 5,593,489 | 309,123 | 4,994,576 | 3,543,138 | 3,543,138 | 2,050,351 |
| 11 | Oficialía Mayor de Gobierno | 18,556,821 | 10,628,950 | 29,185,771 | 14,463,684 | 14,722,086 | 14,093,991 | 369,693 | 15,091,780 | 13,815,544 | 13,815,544 | 278,447 |
| 12 | Procuraduría General de Justicia del Estado | 6,278,614 | (95,693) | 6,182,921 | 3,488,605 | 2,694,316 | 3,159,864 | 328,741 | 3,023,057 | 2,770,402 | 2,770,402 | 389,462 |
| 13 | Contraloría Interna | 1,671,858 | 10,000 | 1,681,858 | 919,263 | 762,595 | 904,143 | 15,120 | 777,715 | 864,377 | 864,377 | 39,766 |
| 14 | Coordinación General Jurídica | 1,174,418 | 0 | 1,174,418 | 332,480 | 841,938 | 332,480 | 0 | 841,938 | 306,896 | 306,896 | 25,584 |
| | **T O T A L E S** | **117,944,520** | **50,684,116** | **168,628,636** | **95,336,284** | **73,292,352** | **92,465,114** | **2,871,171** | **76,163,523** | **81,200,424** | **81,200,424** | **11,264,690** |

SEFIN
Secretaría de Finanzas

**Estado Sobre el Ejercicio del Presupuesto por: Ente Público / Capítulo 4000 al 31 de Marzo de 2012.**

| Ente Público | Ejercicio del Presupuesto | Presupuesto de Egresos Aprobado | Ampliaciones / (Reducciónes) | Presupuesto Vigente | Comprometido | Presupuesto Disponible para Comprometer | Devengado | Comprometido No Devengado | Presupuesto sin Devengar | Ejercido | Pagado | Cuentas por Pagar (Deuda) |
|---|---|---|---|---|---|---|---|---|---|---|---|---|
| | Nombre | 1 | 2 | 3 | 4 | 5=(3-4) | 6 | 7=(4-6) | 8=(3-6) | 9 | 10 | 11=(6-10) |
| 2 | Secretaría General de Gobierno | 53,904,420 | 24,231,120 | 78,135,540 | 0 | 78,135,540 | 0 | 0 | 78,135,540 | 0 | 0 | 0 |
| 3 | Secretaría de Finanzas | 140,164,729 | 9,511,257 | 149,675,986 | 136,935,860 | 12,740,125 | 135,894,683 | 1,041,177 | 13,781,303 | 133,641,035 | 133,405,571 | 2,489,112 |
| 4 | Secretaría de Educación y Cultura | 163,230,612 | (21,918,296) | 141,312,317 | 59,127,404 | 82,184,913 | 59,394,291 | (266,887) | 81,918,026 | 58,801,028 | 58,801,028 | 593,263 |
| 5 | Secretaría de Planeación y Desarrollo Regional | 110,752,954 | (77,085,063) | 33,667,891 | 5,000,000 | 28,667,891 | 5,000,000 | 0 | 28,667,891 | 5,000,000 | 5,000,000 | 0 |
| 7 | Secretaría de Desarrollo Agropecuario | 198,853,735 | (111,366,960) | 87,486,775 | 59,626,875 | 27,859,900 | 59,626,875 | 0 | 27,859,900 | 59,626,875 | 59,360,839 | 266,036 |
| 8 | Secretaría de Desarrollo Económico | 10,398,749 | 4,949,800 | 15,348,549 | 2,639,755 | 12,708,794 | 2,639,755 | 0 | 12,708,794 | 2,556,374 | 2,556,374 | 83,381 |
| 9 | Secretaría de Turismo | 12,991,281 | 0 | 12,991,281 | 5,328,612 | 7,662,669 | 5,418,438 | (89,827) | 7,572,843 | 3,950,090 | 3,950,090 | 1,468,349 |
| 10 | Secretaría de Seguridad Pública | 117,209,005 | (45,685,400) | 71,523,605 | 71,523,605 | 1 | 71,523,605 | 0 | 1 | 71,523,605 | 71,523,605 | 0 |
| 11 | Oficialía Mayor de Gobierno | 1,133,389,000 | (1,133,389,000) | 0 | 0 | 0 | 0 | 0 | 0 | 0 | 0 | 0 |
| 13 | Contraloría Interna | 622,241 | 783,055 | 1,405,296 | 1,066,249 | 339,047 | 1,066,249 | 0 | 339,047 | 1,066,249 | 1,066,249 | 0 |
| 14 | Coordinación General Jurídica | 915,250 | 0 | 915,250 | 0 | 915,250 | 0 | 0 | 915,250 | 0 | 0 | 0 |
| | **Total Hoja 1/3** | **1,942,431,976** | **(1,349,969,486)** | **592,462,489** | **341,248,359** | **251,214,131** | **340,563,896** | **684,463** | **251,898,594** | **336,165,256** | **335,663,756** | **4,900,140** |

**Estado Sobre el Ejercicio del Presupuesto por: Ente Público / Capítulo 4000 al 31 de Marzo de 2012.**

| Ente Público | Ejercicio del Presupuesto | Presupuesto de Egresos Aprobado | Ampliaciones / (Reducciónes) | Presupuesto Vigente | Comprometido | Presupuesto Disponible para Comprometer | Devengado | Comprometido No Devengado | Presupuesto sin Devengar | Ejercido | Pagado | Cuentas por Pagar (Deuda) |
|---|---|---|---|---|---|---|---|---|---|---|---|---|
| | Nombre | 1 | 2 | 3 | 4 | 5=(3-4) | 6 | 7=(4-6) | 8=(3-6) | 9 | 10 | 11=(6-10) |
| | **PODER LEGISLATIVO** | **96,053,314** | **0** | **96,053,314** | **96,053,314** | **0** | **96,053,314** | **0** | **0** | **96,053,314** | **96,053,314** | **0** |
| 21 | Legislatura del Estado | 74,624,682 | 0 | 74,624,682 | 74,624,682 | 0 | 74,624,682 | 0 | 0 | 74,624,682 | 74,624,682 | 0 |
| 22 | Auditoría Superior del Estado | 21,428,632 | 0 | 21,428,632 | 21,428,632 | 0 | 21,428,632 | 0 | 0 | 21,428,632 | 21,428,632 | 0 |
| | **PODER JUDICIAL** | **68,493,914** | **0** | **68,493,914** | **68,493,914** | **0** | **68,493,914** | **0** | **0** | **68,493,914** | **68,493,914** | **0** |
| 31 | Tribunal Superior de Justicia | 60,502,105 | 0 | 60,502,105 | 60,502,105 | 0 | 60,502,105 | 0 | 0 | 60,502,105 | 60,502,105 | 0 |
| 32 | Tribunal de Justicia Electoral | 6,609,343 | 0 | 6,609,343 | 6,609,343 | 0 | 6,609,343 | 0 | 0 | 6,609,343 | 6,609,343 | 0 |
| 33 | Tribunal de lo Contencioso Administrativo | 1,382,466 | 0 | 1,382,466 | 1,382,466 | 0 | 1,382,466 | 0 | 0 | 1,382,466 | 1,382,466 | 0 |
| | **ÓRGANOS AUTÓNOMOS** | **408,927,670** | **5,000,000** | **413,927,670** | **408,927,670** | **5,000,000** | **408,927,670** | **0** | **5,000,000** | **408,927,670** | **408,927,670** | **0** |
| 41 | Comisión Estatal de Derechos Humanos | 7,018,789 | 0 | 7,018,789 | 7,018,789 | 0 | 7,018,789 | 0 | 0 | 7,018,789 | 7,018,789 | 0 |
| 42 | Comisión Estatal para el Acceso a la Información Pública | 2,235,377 | 0 | 2,235,377 | 2,235,377 | 0 | 2,235,377 | 0 | 0 | 2,235,377 | 2,235,377 | 0 |
| 43 | Instituto Electoral del Estado de Zacatecas | 64,193,504 | 0 | 64,193,504 | 64,193,504 | 0 | 64,193,504 | 0 | 0 | 64,193,504 | 64,193,504 | 0 |
| 44 | Universidad Autonoma de Zacatecas | 335,480,000 | 5,000,000 | 340,480,000 | 335,480,000 | 5,000,000 | 335,480,000 | 0 | 5,000,000 | 335,480,000 | 335,480,000 | 0 |
| | **Total Hoja 2/3** | **573,474,898** | **5,000,000** | **578,474,898** | **573,474,898** | **5,000,000** | **573,474,898** | **0** | **5,000,000** | **573,474,898** | **573,474,898** | **0** |

Poder Ejecutivo del Estado de Zacatecas

Secretaría de Finanzas

Estados Financieros 1er. Trimestre del Ejercicio Fiscal 2012

**Estado Sobre el Ejercicio del Presupuesto por: Ente Público / Capítulo 4000 al 31 deMarzo de 2012.**

| Ente Público | Ejercicio del Presupuesto | Presupuesto de Egresos Aprobado | Ampliaciones / (Reducciónes) | Presupuesto Vigente | Comprometido | Presupuesto Disponible para Comprometer | Devengado | Comprometido No Devengado | Presupuesto sin Devengar | Ejercido | Pagado | Cuentas por Pagar (Deuda) |
|---|---|---|---|---|---|---|---|---|---|---|---|---|
| | Nombre | 1 | 2 | 3 | 4 | 5=(3-4) | 6 | 7=(4-6) | 8=(3-6) | 9 | 10 | 11=(6-10) |
| | **ENTIDADES PARAESTATALES Y FIDEICOMISOS NO EMPRESARIALES Y NO FINANCIEROS** | **811,840,029** | **196,871,042** | **1,008,711,071** | **869,009,396** | **139,701,676** | **864,454,501** | **4,554,895** | **144,256,571** | **827,008,119** | **809,165,831** | **55,288,669** |
| 51 | Servicios de Salud del Estado | 409,000,948 | 37,351,367 | 446,352,315 | 427,494,663 | 18,857,652 | 427,494,663 | 0 | 18,857,652 | 423,824,538 | 423,824,538 | 3,670,125 |
| 52 | Comisión Estatal de Agua Potable y Alcantarillado | 24,119,943 | 5,650,025 | 29,769,968 | 15,382,499 | 14,387,469 | 10,830,821 | 4,551,678 | 18,939,147 | 10,830,821 | 10,830,821 | 0 |
| 53 | Sistema para el Desarrollo Integral de la Familia | 70,095,254 | (2,931,193) | 67,164,061 | 51,389,045 | 15,775,017 | 51,389,045 | 0 | 15,775,017 | 51,389,045 | 33,546,757 | 17,842,288 |
| 54 | Junta de Protección y Conservación de Monumentos Coloniales y Zonas Típicas | 5,550,135 | 0 | 5,550,135 | 3,307,612 | 2,242,523 | 3,307,612 | 0 | 2,242,523 | 3,307,612 | 3,307,612 | 0 |
| 55 | Junta Estatal de Caminos | 40,897,494 | 5,225,425 | 46,122,919 | 25,726,061 | 20,396,858 | 25,726,061 | 0 | 20,396,858 | 25,726,061 | 25,726,061 | 0 |
| 56 | Comisión para la Integración Social de Personas con Discapacidad | 12,478,840 | 0 | 12,478,840 | 12,130,123 | 348,717 | 12,123,409 | 6,714 | 355,431 | 12,020,361 | 12,020,361 | 103,048 |
| 57 | Consejo Promotor de la Vivienda Popular | 7,076,308 | 926,414 | 8,002,722 | 7,293,422 | 709,300 | 7,293,422 | 0 | 709,300 | 5,593,422 | 5,593,422 | 1,700,000 |
| 58 | Instituto de Ecología y Medio Ambiente | 3,948,712 | 0 | 3,948,712 | 2,862,812 | 1,085,900 | 2,862,812 | 0 | 1,085,900 | 2,862,812 | 2,862,812 | 0 |
| 59 | Instituto de Desarrollo Artesanal del Estado de Zacatecas | 5,848,172 | 352,972 | 6,201,144 | 5,454,592 | 746,553 | 5,458,092 | (3,500) | 743,053 | 4,720,831 | 4,720,831 | 737,261 |
| 60 | Patronato Estatal de Promotores Voluntarios | 1,419,858 | 204,813 | 1,624,671 | 1,397,858 | 226,813 | 1,397,858 | 0 | 226,813 | 1,193,045 | 1,193,045 | 204,813 |
| 61 | Instituto de Selección y Capacitación del Edo. de Zacatecas | 2,472,950 | 0 | 2,472,950 | 2,438,244 | 34,706 | 2,438,244 | 0 | 34,706 | 2,438,244 | 2,438,244 | 0 |
| 62 | Instituto para la Mujeres Zacatecanas | 6,776,907 | 0 | 6,776,907 | 4,974,456 | 1,802,451 | 4,974,456 | 0 | 1,802,451 | 4,962,642 | 4,962,642 | 11,813 |
| 63 | Centro Regional del Patrimonio Mundial en Zacatecas (UNESCO) | 930,710 | 0 | 930,710 | 861,197 | 69,513 | 861,197 | 0 | 69,513 | 861,197 | 861,197 | 0 |
| 80 | Universidad Politécnica de Zacatecas | 4,167,817 | 8,106,381 | 12,274,198 | 12,274,198 | 0 | 12,274,198 | 0 | 0 | 12,274,198 | 12,274,198 | 0 |
| 81 | Consejo Zacatecano de Ciencia, Tecnología e Innovación | 6,998,676 | 50,689 | 7,049,365 | 3,713,621 | 3,335,744 | 3,713,621 | 0 | 3,335,744 | 3,706,653 | 3,706,653 | 6,967 |
| 82 | Instituto de Cultura Fisica y Deporte del Estado de Zacatecas | 19,253,609 | 260,671 | 19,514,280 | 18,827,695 | 686,584 | 18,827,695 | 0 | 686,584 | 18,827,695 | 18,827,695 | 0 |
| 83 | Instituto de la Juventud del Estado de Zacatecas | 5,431,326 | 153,488 | 5,584,814 | 2,765,285 | 2,819,528 | 2,765,285 | 0 | 2,819,528 | 2,756,868 | 2,756,868 | 8,417 |
| 84 | Instituto Zacatecano de Cultura "Ramón López Velarde" | 47,524,106 | 17,818,432 | 65,342,538 | 57,385,101 | 7,957,437 | 57,385,098 | 3 | 7,957,440 | 57,385,098 | 57,385,098 | 0 |
| 85 | Intituto Zacatecano para la Construcción de Escuelas | 29,165,882 | 16,594,737 | 45,760,619 | 36,158,794 | 9,601,826 | 36,158,794 | 0 | 9,601,826 | 5,154,856 | 5,154,856 | 31,003,938 |
| 86 | Colegio de Bachilleres del Estado de Zacatecas | 33,626,740 | 47,660,901 | 81,287,641 | 81,287,641 | 0 | 81,287,641 | 0 | 0 | 81,287,641 | 81,287,641 | 0 |
| 87 | Colegio de Educación Profesional Técnica del Estado de Zacatecas | 7,896,791 | 3,832,913 | 11,729,704 | 11,254,988 | 474,716 | 11,254,988 | 0 | 474,716 | 11,254,988 | 11,254,988 | 0 |
| 88 | Colegio de Estudios Científicos y Tecnológicos del Estado de Zacatecas | 14,306,605 | 27,970,570 | 42,277,175 | 42,277,175 | 0 | 42,277,175 | 0 | 0 | 42,277,175 | 42,277,175 | 0 |
| 89 | Instituto Tecnológico Superior de Jerez | 1,395,669 | 1,358,387 | 2,754,056 | 1,358,387 | 1,395,669 | 1,358,387 | 0 | 1,395,669 | 1,358,387 | 1,358,387 | 0 |
| 90 | Instituto Tecnológico Superior de Loreto | 1,778,319 | 1,120,700 | 2,899,019 | 1,120,700 | 1,778,319 | 1,120,700 | 0 | 1,778,319 | 1,120,700 | 1,120,700 | 0 |
| 91 | Instituto Tecnológico Superior de Nochistlán | 1,744,428 | 709,735 | 2,454,163 | 709,735 | 1,744,428 | 709,735 | 0 | 1,744,428 | 709,735 | 709,735 | 0 |
| 92 | Instituto Tecnológico Superior de Fresnillo | 3,776,545 | 3,023,774 | 6,800,319 | 3,023,774 | 3,776,545 | 3,023,774 | 0 | 3,776,545 | 3,023,774 | 3,023,774 | 0 |
| 93 | Instituto Tecnológico Superior Zacatecas Norte | 3,883,285 | 3,296,678 | 7,179,963 | 3,296,678 | 3,883,285 | 3,296,678 | 0 | 3,883,285 | 3,296,678 | 3,296,678 | 0 |
| 94 | Instituto Tecnológico Superior Zacatecas Occidente | 2,196,827 | 1,932,722 | 4,129,549 | 1,932,722 | 2,196,827 | 1,932,722 | 0 | 2,196,827 | 1,932,722 | 1,932,722 | 0 |
| 95 | Instituto Tecnológico Superior Zacatecas - Sur | 2,837,676 | 1,725,089 | 4,562,765 | 1,725,089 | 2,837,676 | 1,725,089 | 0 | 2,837,676 | 1,725,089 | 1,725,089 | 0 |
| 96 | Instituto Zacatecano de Educaciòn para Adultos (IZEA) | 14,501,034 | 4,405,490 | 18,906,524 | 17,798,194 | 1,108,330 | 17,798,194 | 0 | 1,108,330 | 17,798,194 | 17,798,194 | 0 |
| 97 | Unidad Profesional Interdisciplinaria Campus Zacatecas | 12,440,278 | 0 | 12,440,278 | 0 | 12,440,278 | 0 | 0 | 12,440,278 | 0 | 0 | 0 |
| 98 | Universidad Politécnica del Sur de Zacatecas | 1,537,619 | 2,067,199 | 3,604,818 | 3,384,372 | 220,446 | 3,384,372 | 0 | 220,446 | 3,384,372 | 3,384,372 | 0 |
| 99 | Universidad Tecnológica del Estado de Zacatecas | 6,760,566 | 8,002,666 | 14,763,232 | 8,002,666 | 6,760,566 | 8,002,666 | 0 | 6,760,566 | 8,002,666 | 8,002,666 | 0 |
| | **Total Hoja 3/3** | **811,840,029** | **196,871,042** | **1,008,711,071** | **869,009,396** | **139,701,676** | **864,454,501** | **4,554,895** | **144,256,571** | **827,008,119** | **809,165,831** | **55,288,669** |
| | **T O T A L E S** | **3,327,746,903** | **(1,148,098,444)** | **2,179,648,459** | **1,783,732,653** | **395,915,806** | **1,778,493,294** | **5,239,358** | **401,155,165** | **1,736,648,273** | **1,718,304,485** | **60,188,809** |

SEFIN

**Estado Sobre el Ejercicio del Presupuesto por: Ente Público / Capítulo 5000 al 31 de Marzo de 2012.**

| Ente Público | Ejercicio del Presupuesto | Presupuesto de Egresos Aprobado | Ampliaciones / (Reducciónes) | Presupuesto Vigente | Comprometido | Presupuesto Disponible para Comprometer | Devengado | Comprometido No Devengado | Presupuesto sin Devengar | Ejercido | Pagado | Cuentas por Pagar (Deuda) |
|---|---|---|---|---|---|---|---|---|---|---|---|---|
| | Nombre | 1 | 2 | 3 | 4 | 5=(3-4) | 6 | 7=(4-6) | 8=(3-6) | 9 | 10 | 11=(6-10) |
| 3 | Secretaría de Finanzas | 0 | 1,595,804,421 | 1,595,804,421 | 1,595,550,602 | 253,819 | 1,595,550,602 | 0 | 253,819 | 1,595,550,602 | 1,595,550,602 | 0 |
| 4 | Secretaría de Educación y Cultura | 16,653,500 | (1,708,500) | 14,945,000 | 13,274 | 14,931,726 | 13,274 | 0 | 14,931,726 | 0 | 0 | 13,274 |
| 11 | Oficialía Mayor de Gobierno | 225,000,000 | (225,000,000) | 0 | 0 | 0 | 0 | 0 | 0 | 0 | 0 | 0 |
| | **T O T A L E S** | **241,653,500** | **1,369,095,921** | **1,610,749,421** | **1,595,563,876** | **15,185,545** | **1,595,563,876** | **0** | **15,185,545** | **1,595,550,602** | **1,595,550,602** | **13,274** |

**Estado Sobre el Ejercicio del Presupuesto por: Ente Público / Capítulo 6000 al 31 de Marzo de 2012.**

| Ente Público | Ejercicio del Presupuesto | Presupuesto de Egresos Aprobado | Ampliaciones / (Reducciónes) | Presupuesto Vigente | Comprometido | Presupuesto Disponible para Comprometer | Devengado | Comprometido No Devengado | Presupuesto sin Devengar | Ejercido | Pagado | Cuentas por Pagar (Deuda) |
|---|---|---|---|---|---|---|---|---|---|---|---|---|
| | Nombre | 1 | 2 | 3 | 4 | 5=(3-4) | 6 | 7=(4-6) | 8=(3-6) | 9 | 10 | 11=(6-10) |
| 6 | Secretaría de Obras Públicas | 70,073,102 | 14,798,785 | 84,871,887 | 10,535,749 | 74,336,138 | 10,535,749 | 0 | 74,336,138 | 10,398,870 | 10,398,870 | 136,879 |
| 8 | Secretaría de Desarrollo Económico | 12,500,001 | 0 | 12,500,001 | 4,687,575 | 7,812,426 | 0 | 4,687,575 | 12,500,001 | 0 | 0 | 0 |
| | **T O T A L E S** | **82,573,103** | **14,798,785** | **97,371,888** | **15,223,324** | **82,148,564** | **10,535,749** | **4,687,575** | **86,836,139** | **10,398,870** | **10,398,870** | **136,879** |

**Estado Sobre el Ejercicio del Presupuesto por: Ente Público / Capítulo 7000 al 31 de Marzo de 2012.**

| Ente Público | Ejercicio del Presupuesto | Presupuesto de Egresos Aprobado | Ampliaciones / (Reducciónes) | Presupuesto Vigente | Comprometido | Presupuesto Disponible para Comprometer | Devengado | Comprometido No Devengado | Presupuesto sin Devengar | Ejercido | Pagado | Cuentas por Pagar (Deuda) |
|---|---|---|---|---|---|---|---|---|---|---|---|---|
| | Nombre | 1 | 2 | 3 | 4 | 5=(3-4) | 6 | 7=(4-6) | 8=(3-6) | 9 | 10 | 11=(6-10) |
| 3 | Secretaría de Finanzas | 369,825,358 | (334,315,893) | 35,509,465 | 0 | 35,509,465 | 0 | 0 | 35,509,465 | 0 | 0 | 0 |
| | **T O T A L E S** | **369,825,358** | **(334,315,893)** | **35,509,465** | **0** | **35,509,465** | **0** | **0** | **35,509,465** | **0** | **0** | **0** |

**Estado Sobre el Ejercicio del Presupuesto por: Ente Público / Capítulo 8000 al 31 de Marzo de 2012.**

| Ente Público | Ejercicio del Presupuesto | Presupuesto de Egresos Aprobado | Ampliaciones / (Reducciónes) | Presupuesto Vigente | Comprometido | Presupuesto Disponible para Comprometer | Devengado | Comprometido No Devengado | Presupuesto sin Devengar | Ejercido | Pagado | Cuentas por Pagar (Deuda) |
|---|---|---|---|---|---|---|---|---|---|---|---|---|
| | Nombre | 1 | 2 | 3 | 4 | 5=(3-4) | 6 | 7=(4-6) | 8=(3-6) | 9 | 10 | 11=(6-10) |
| 301 | APOZOL | 5,735,910 | (1,139,276) | 4,596,634 | 4,596,634 | 0 | 4,596,634 | 0 | 0 | 4,027,764 | 4,027,764 | 568,870 |
| 302 | APULCO | 5,796,711 | (1,399,353) | 4,397,358 | 4,397,358 | 0 | 4,397,358 | 0 | 0 | 3,796,752 | 3,796,752 | 600,606 |
| 303 | ATOLINGA | 3,082,784 | (454,107) | 2,628,677 | 2,628,677 | 0 | 2,628,677 | 0 | 0 | 2,398,616 | 2,398,616 | 230,061 |
| 304 | BENITO JUÁREZ | 4,791,022 | (1,046,287) | 3,744,735 | 3,744,735 | 0 | 3,744,735 | 0 | 0 | 3,273,898 | 3,273,898 | 470,837 |
| 305 | CALERA | 19,674,492 | (1,884,844) | 17,789,648 | 17,789,648 | 0 | 17,789,648 | 0 | 0 | 15,958,703 | 15,958,703 | 1,830,945 |
| 306 | CAÑITAS DE FELIPE PESCADOR | 6,949,707 | (1,588,300) | 5,361,407 | 5,361,407 | 0 | 5,361,407 | 0 | 0 | 4,585,190 | 4,585,190 | 776,217 |
| 307 | CONCEPCIÓN DEL ORO | 12,179,418 | (2,547,815) | 9,631,603 | 9,631,603 | 0 | 9,631,603 | 0 | 0 | 8,406,205 | 8,406,205 | 1,225,398 |
| 308 | CUAUHTEMOC | 7,078,477 | (1,003,715) | 6,074,762 | 6,074,762 | 0 | 6,074,762 | 0 | 0 | 5,343,422 | 5,343,422 | 731,340 |
| 309 | CHALCHIHUITES | 12,004,880 | (3,062,933) | 8,941,947 | 8,941,947 | 0 | 8,941,947 | 0 | 0 | 7,639,171 | 7,639,171 | 1,302,776 |
| 310 | EL PLATEADO DE JOAQUÍN AMARO | 2,926,330 | (626,381) | 2,299,949 | 2,299,949 | 0 | 2,299,949 | 0 | 0 | 2,056,166 | 2,056,166 | 243,783 |
| 311 | EL SALVADOR | 4,536,517 | (1,244,933) | 3,291,584 | 3,291,584 | 0 | 3,291,584 | 0 | 0 | 2,820,132 | 2,820,132 | 471,452 |
| 312 | FRESNILLO | 132,874,825 | (26,386,179) | 106,488,646 | 106,488,646 | 0 | 106,488,646 | 0 | 0 | 90,801,931 | 90,801,931 | 15,686,715 |
| 313 | GENARO CODINA | 7,125,567 | (1,244,504) | 5,881,063 | 5,881,063 | 0 | 5,881,063 | 0 | 0 | 5,217,872 | 5,217,872 | 663,191 |
| 314 | GENERAL ENRIQUE ESTRADA | 4,065,578 | (523,833) | 3,541,745 | 3,541,745 | 0 | 3,541,745 | 0 | 0 | 3,173,762 | 3,173,762 | 367,983 |
| 315 | GENERAL FRANCISCO R. MURGUÍA | 34,157,365 | (11,395,255) | 22,762,110 | 22,762,110 | 0 | 22,762,110 | 0 | 0 | 18,522,849 | 18,522,849 | 4,239,261 |
| 316 | GENERAL. PÁNFILO NATERA | 19,185,230 | (5,333,208) | 13,852,022 | 13,852,022 | 0 | 13,852,022 | 0 | 0 | 11,428,288 | 11,428,288 | 2,423,734 |
| 317 | GUADALUPE | 76,782,288 | (8,014,178) | 68,768,110 | 68,768,110 | 0 | 68,768,110 | 0 | 0 | 60,577,166 | 60,577,166 | 8,190,944 |
| 318 | HUANUSCO | 4,677,565 | (844,051) | 3,833,514 | 3,833,514 | 0 | 3,833,514 | 0 | 0 | 3,427,771 | 3,427,771 | 405,743 |
| 319 | JALPA | 14,835,829 | (1,527,056) | 13,308,773 | 13,308,773 | 0 | 13,308,773 | 0 | 0 | 12,008,965 | 12,008,965 | 1,299,808 |
| 320 | JEREZ | 40,573,219 | (6,953,346) | 33,619,873 | 33,619,873 | 0 | 33,619,873 | 0 | 0 | 29,361,110 | 29,361,110 | 4,258,763 |
| 321 | JIMÉNEZ DEL TEUL | 7,905,541 | (2,303,516) | 5,602,025 | 5,602,025 | 0 | 5,602,025 | 0 | 0 | 4,743,842 | 4,743,842 | 858,183 |
| 322 | JUAN ALDAMA | 14,194,325 | (2,956,980) | 11,237,345 | 11,237,345 | 0 | 11,237,345 | 0 | 0 | 9,602,027 | 9,602,027 | 1,635,318 |
| 323 | JUCHIPILA | 8,617,504 | (652,369) | 7,965,135 | 7,965,135 | 0 | 7,965,135 | 0 | 0 | 7,312,451 | 7,312,451 | 652,684 |
| 324 | LORETO | 25,460,743 | (4,202,805) | 21,257,938 | 21,257,938 | 0 | 21,257,938 | 0 | 0 | 18,235,793 | 18,235,793 | 3,022,145 |
| 325 | LUÍS MOYA | 7,377,691 | (1,080,553) | 6,297,138 | 6,297,138 | 0 | 6,297,138 | 0 | 0 | 5,531,083 | 5,531,083 | 766,055 |
| 326 | MAZAPIL | 30,079,149 | (7,173,932) | 22,905,217 | 22,905,217 | 0 | 22,905,217 | 0 | 0 | 20,122,154 | 20,122,154 | 2,783,063 |
| 327 | MELCHOR OCAMPO | 4,734,807 | (842,377) | 3,892,430 | 3,892,430 | 0 | 3,892,430 | 0 | 0 | 3,549,159 | 3,549,159 | 343,271 |
| 328 | MEZQUITAL DEL ORO | 3,719,292 | (697,110) | 3,022,182 | 3,022,182 | 0 | 3,022,182 | 0 | 0 | 2,722,987 | 2,722,987 | 299,195 |
| 329 | MIGUEL AUZA | 18,927,025 | (4,902,185) | 14,024,840 | 14,024,840 | 0 | 14,024,840 | 0 | 0 | 11,736,369 | 11,736,369 | 2,288,471 |
| 330 | MOMAX | 2,744,860 | (363,261) | 2,381,599 | 2,381,599 | 0 | 2,381,599 | 0 | 0 | 2,184,607 | 2,184,607 | 196,992 |
| 331 | MONTE ESCOBEDO | 9,293,249 | (1,723,649) | 7,569,600 | 7,569,600 | 0 | 7,569,600 | 0 | 0 | 6,734,871 | 6,734,871 | 834,729 |
| 332 | MORELOS | 6,748,933 | (605,387) | 6,143,546 | 6,143,546 | 0 | 6,143,546 | 0 | 0 | 5,550,943 | 5,550,943 | 592,603 |
| 333 | MOYAHUA DE ESTRADA | 4,967,736 | (776,281) | 4,191,455 | 4,191,455 | 0 | 4,191,455 | 0 | 0 | 3,798,393 | 3,798,393 | 393,062 |
| 334 | NOCHISTLAN DE MEJÍA | 20,550,848 | (3,420,118) | 17,130,730 | 17,130,730 | 0 | 17,130,730 | 0 | 0 | 15,099,632 | 15,099,632 | 2,031,098 |
| 335 | NORIA DE ÁNGELES | 14,501,647 | (4,110,757) | 10,390,890 | 10,390,890 | 0 | 10,390,890 | 0 | 0 | 8,582,239 | 8,582,239 | 1,808,651 |
| 336 | OJOCALIENTE | 24,166,057 | (4,370,828) | 19,795,229 | 19,795,229 | 0 | 19,795,229 | 0 | 0 | 17,001,604 | 17,001,604 | 2,793,625 |
| 337 | PANUCO | 11,073,090 | (2,158,478) | 8,914,612 | 8,914,612 | 0 | 8,914,612 | 0 | 0 | 7,653,260 | 7,653,260 | 1,261,352 |
| 338 | PINOS | 56,658,095 | (14,684,059) | 41,974,036 | 41,974,036 | 0 | 41,974,036 | 0 | 0 | 34,977,658 | 34,977,658 | 6,996,378 |
| 339 | RÍO GRANDE | 37,090,413 | (6,385,667) | 30,704,746 | 30,704,746 | 0 | 30,704,746 | 0 | 0 | 26,394,638 | 26,394,638 | 4,310,108 |
| 340 | SAÍN ALTO | 24,367,452 | (7,697,310) | 16,670,142 | 16,670,142 | 0 | 16,670,142 | 0 | 0 | 13,529,570 | 13,529,570 | 3,140,572 |
| 341 | SANTA MARÍA DE LA PAZ | 3,085,414 | (547,515) | 2,537,899 | 2,537,899 | 0 | 2,537,899 | 0 | 0 | 2,273,870 | 2,273,870 | 264,029 |
| 342 | SOMBRERETE | 46,189,203 | (10,164,500) | 36,024,703 | 36,024,703 | 0 | 36,024,703 | 0 | 0 | 30,746,601 | 30,746,601 | 5,278,102 |
| 343 | SUSTICACÁN | 2,143,008 | (382,687) | 1,760,321 | 1,760,321 | 0 | 1,760,321 | 0 | 0 | 1,598,686 | 1,598,686 | 161,635 |
| 344 | TABASCO | 12,112,020 | (2,534,356) | 9,577,664 | 9,577,664 | 0 | 9,577,664 | 0 | 0 | 8,249,089 | 8,249,089 | 1,328,575 |
| 345 | TEPECHITLÁN | 7,895,575 | (1,556,492) | 6,339,083 | 6,339,083 | 0 | 6,339,083 | 0 | 0 | 5,577,566 | 5,577,566 | 761,517 |
| 346 | TEPETONGO | 6,910,215 | (1,171,015) | 5,739,200 | 5,739,200 | 0 | 5,739,200 | 0 | 0 | 5,136,114 | 5,136,114 | 603,086 |
| 347 | TEUL DE GONZÁLEZ. ORTEGA | 4,317,022 | (403,158) | 3,913,864 | 3,913,864 | 0 | 3,913,864 | 0 | 0 | 3,614,942 | 3,614,942 | 298,922 |
| 348 | TLALTENANGO DE SÁNCHEZ ROMÁN | 21,392,593 | (4,979,938) | 16,412,655 | 16,412,655 | 0 | 16,412,655 | 0 | 0 | 13,990,027 | 13,990,027 | 2,422,628 |
| 349 | TRANCOSO | 10,384,981 | (1,894,826) | 8,490,155 | 8,490,155 | 0 | 8,490,155 | 0 | 0 | 7,306,005 | 7,306,005 | 1,184,150 |
| 350 | TRINIDAD GARCÍA DE LA CADENA | 3,024,762 | (282,515) | 2,742,247 | 2,742,247 | 0 | 2,742,247 | 0 | 0 | 2,522,228 | 2,522,228 | 220,019 |
| 351 | VALPARAÍSO | 43,532,018 | (12,386,802) | 31,145,216 | 31,145,216 | 0 | 31,145,216 | 0 | 0 | 26,209,073 | 26,209,073 | 4,936,143 |
| 352 | VETAGRANDE | 7,354,252 | (1,605,369) | 5,748,883 | 5,748,883 | 0 | 5,748,883 | 0 | 0 | 4,927,181 | 4,927,181 | 821,702 |
| 353 | VILLA DE COS | 33,210,922 | (8,358,591) | 24,852,331 | 24,852,331 | 0 | 24,852,331 | 0 | 0 | 21,092,626 | 21,092,626 | 3,759,705 |
| 354 | VILLA GARCÍA | 13,112,494 | (2,841,108) | 10,271,386 | 10,271,386 | 0 | 10,271,386 | 0 | 0 | 8,753,140 | 8,753,140 | 1,518,246 |
| 355 | VILLA GONZÁLEZ ORTEGA | 9,539,762 | (2,031,898) | 7,507,864 | 7,507,864 | 0 | 7,507,864 | 0 | 0 | 6,429,191 | 6,429,191 | 1,078,673 |
| 356 | VILLA HIDALGO | 14,790,899 | (3,511,533) | 11,279,366 | 11,279,366 | 0 | 11,279,366 | 0 | 0 | 9,550,586 | 9,550,586 | 1,728,780 |
| 357 | VILLANUEVA | 23,250,170 | (4,717,416) | 18,532,754 | 18,532,754 | 0 | 18,532,754 | 0 | 0 | 16,053,149 | 16,053,149 | 2,479,605 |
| 358 | ZACATECAS | 63,876,401 | (3,505,401) | 60,371,000 | 60,371,000 | 0 | 60,371,000 | 0 | 0 | 55,063,664 | 55,063,664 | 5,307,336 |
| | **T O T A L E S** | **1,078,333,882** | **(212,202,296)** | **866,131,586** | **866,131,586** | **0** | **866,131,586** | **0** | **0** | **748,982,751** | **748,982,751** | **117,148,835** |

**Estado Sobre el Ejercicio del Presupuesto por: Ente Público / Capítulo 9000 al 31 de Marzo de 2012.**

| Ente Público | Ejercicio del Presupuesto | Presupuesto de Egresos Aprobado | Ampliaciones / (Reducciónes) | Presupuesto Vigente | Comprometido | Presupuesto Disponible para Comprometer | Devengado | Comprometido No Devengado | Presupuesto sin Devengar | Ejercido | Pagado | Cuentas por Pagar (Deuda) |
|---|---|---|---|---|---|---|---|---|---|---|---|---|
| Nombre | | 1 | 2 | 3 | 4 | 5=(3-4) | 6 | 7=(4-6) | 8=(3-6) | 9 | 10 | 11=(6-10) |
| 3 | Secretaría de Finanzas | 416,010,605 | 85,804,352 | 501,814,957 | 501,809,904 | 5,053 | 501,809,904 | 0 | 5,053 | 501,809,904 | 501,809,904 | 0 |
| **T O T A L E S** | | **416,010,605** | **85,804,352** | **501,814,957** | **501,809,904** | **5,053** | **501,809,904** | **0** | **5,053** | **501,809,904** | **501,809,904** | **0** |

**Estado Sobre el Ejercicio del Presupuesto por: Poder Ejecutivo / Ente Público / Capítulo al 31 de Marzo de 2012.**

| Ente Público | Capítulo | Ejercicio del Presupuesto | Presupuesto de Egresos Aprobado | Ampliaciones / (Reducciónes) | Presupuesto Vigente | Comprometido | Presupuesto Disponible para Comprometer | Devengado | Comprometido No Devengado | Presupuesto sin Devengar | Ejercido | Pagado | Cuentas por Pagar (Deuda) |
|---|---|---|---|---|---|---|---|---|---|---|---|---|---|
| | | Nombre | 1 | 2 | 3 | 4 | 5=(3-4) | 6 | 7=(4-6) | 8=(3-6) | 9 | 10 | 11=(6-10) |
| **1** | | **Secretaría Particular** | **33,718,044** | **15,885,357** | **49,603,401** | **35,154,808** | **14,448,593** | **32,474,232** | **2,680,576** | **17,129,169** | **26,956,645** | **23,720,252** | **8,753,981** |
| | 1000 | Servicios Personales | 13,980,147 | 10,388,157 | 24,368,304 | 22,032,646 | 2,335,658 | 19,766,931 | 2,265,714 | 4,601,373 | 17,907,608 | 14,671,214 | 5,095,717 |
| | 2000 | Materiales y Suministros | 2,664,515 | 0 | 2,664,515 | 1,851,409 | 813,106 | 1,722,768 | 128,641 | 941,747 | 1,425,396 | 1,425,396 | 297,372 |
| | 3000 | Servicios Generales | 17,073,382 | 5,497,200 | 22,570,582 | 11,270,754 | 11,299,828 | 10,984,533 | 286,221 | 11,586,049 | 7,623,641 | 7,623,641 | 3,360,892 |
| | 5000 | Bienes Muebles, Inmuebles e Intangibles | 0 | 0 | 0 | 0 | 0 | 0 | 0 | 0 | 0 | 0 | 0 |
| **2** | | **Secretaría General de Gobierno** | **88,649,199** | **35,117,021** | **123,766,220** | **37,180,544** | **86,585,675** | **34,490,600** | **2,689,945** | **89,275,620** | **29,910,462** | **28,969,266** | **5,521,334** |
| | 1000 | Servicios Personales | 25,532,171 | 7,789,349 | 33,321,520 | 28,880,397 | 4,441,124 | 26,383,534 | 2,496,863 | 6,937,987 | 23,045,054 | 22,103,858 | 4,279,676 |
| | 2000 | Materiales y Suministros | 2,645,761 | 7,968 | 2,653,729 | 1,085,640 | 1,568,089 | 983,991 | 101,649 | 1,669,737 | 869,016 | 869,016 | 114,975 |
| | 3000 | Servicios Generales | 6,566,847 | 3,088,584 | 9,655,431 | 7,214,508 | 2,440,923 | 7,123,075 | 91,433 | 2,532,356 | 5,996,392 | 5,996,392 | 1,126,683 |
| | 4000 | Transferencias, Asignaciones, Subsidios y Otras Ayudas | 53,904,420 | 24,231,120 | 78,135,540 | 0 | 78,135,540 | 0 | 0 | 78,135,540 | 0 | 0 | 0 |
| **3** | | **Secretaría de Finanzas** | **976,488,679** | **1,394,070,429** | **2,370,559,108** | **2,311,310,547** | **59,248,561** | **2,304,943,331** | **6,367,216** | **65,615,777** | **2,297,464,144** | **2,297,075,313** | **7,868,018** |
| | 1000 | Servicios Personales | 34,985,517 | 33,894,542 | 68,880,059 | 64,736,270 | 4,143,789 | 59,921,636 | 4,814,634 | 8,958,423 | 55,627,756 | 55,474,388 | 4,447,248 |
| | 2000 | Materiales y Suministros | 3,247,700 | 0 | 3,247,700 | 2,224,365 | 1,023,335 | 1,693,668 | 530,697 | 1,554,032 | 1,486,062 | 1,486,062 | 207,606 |
| | 3000 | Servicios Generales | 12,254,770 | 3,371,751 | 15,626,521 | 10,053,546 | 5,572,975 | 10,072,838 | -19,291 | 5,553,683 | 9,348,785 | 9,348,785 | 724,053 |
| | 4000 | Transferencias, Asignaciones, Subsidios y Otras Ayudas | 140,164,729 | 9,511,257 | 149,675,986 | 136,935,860 | 12,740,125 | 135,894,683 | 1,041,177 | 13,781,303 | 133,641,035 | 133,405,571 | 2,489,112 |
| | 5000 | Bienes Muebles, Inmuebles e Intangibles | 0 | 1.595.804.421 | 1.595.804.421 | 1.595.550.602 | 253.819 | 1.595.550.602 | 0 | 253.819 | 1.595.550.602 | 1.595.550.602 | 0 |
| | 7000 | Inversiones Financieras y Otras Provisiones | 369,825,358 | (334,315,893) | 35,509,465 | 0 | 35,509,465 | 0 | 0 | 35,509,465 | 0 | 0 | 0 |
| | 9000 | Deuda Pública | 416,010,605 | 85,804,352 | 501,814,957 | 501,809,904 | 5,053 | 501,809,904 | 0 | 5,053 | 501,809,904 | 501,809,904 | 0 |
| **4** | | **Secretaría de Educación y Cultura** | **2,257,556,476** | **(104,941,491)** | **2,152,614,985** | **1,757,349,186** | **395,265,799** | **1,745,658,029** | **11,691,157** | **406,956,956** | **1,737,058,617** | **1,730,697,050** | **14,960,980** |
| | 1000 | Servicios Personales | 2,006,983,832 | (69,866,824) | 1,937,117,008 | 1,673,655,053 | 263,461,955 | 1,662,009,878 | 11,645,175 | 275,107,130 | 1,661,166,630 | 1,654,805,063 | 7,204,815 |
| | 2000 | Materiales y Suministros | 42,564,493 | (20,221,792) | 22,342,701 | 7,212,473 | 15,130,228 | 7,090,620 | 121,853 | 15,252,082 | 2,140,053 | 2,140,053 | 4,950,567 |
| | 3000 | Servicios Generales | 28,124,039 | 8,773,921 | 36,897,960 | 17,340,982 | 19,556,977 | 17,149,967 | 191,016 | 19,747,993 | 14,950,905 | 14,950,905 | 2,199,061 |
| | 4000 | Transferencias, Asignaciones, Subsidios y Otras Ayudas | 163.230.612 | (21.918.296) | 141.312.317 | 59.127.404 | 82.184.913 | 59.394.291 | -266.887 | 81.918.026 | 58.801.028 | 58.801.028 | 593.263 |
| | 5000 | Bienes Muebles, Inmuebles e Intangibles | 16,653,500 | (1,708,500) | 14,945,000 | 13,274 | 14,931,726 | 13,274 | 0 | 14,931,726 | 0 | 0 | 13,274 |
| **5** | | **Secretaría de Planeación y Desarrollo Regional** | **127,790,388** | **(68,151,207)** | **59,639,181** | **26,673,572** | **32,965,610** | **24,841,552** | **1,832,019** | **34,797,629** | **23,061,402** | **22,800,190** | **2,041,362** |
| | 1000 | Servicios Personales | 14,074,616 | 2,558,267 | 16,632,883 | 14,038,209 | 2,594,674 | 12,992,871 | 1,045,338 | 3,640,012 | 11,386,477 | 11,125,265 | 1,867,606 |
| | 2000 | Materiales y Suministros | 1,048,500 | (7,868) | 1,040,632 | 445,587 | 595,045 | 443,942 | 1,645 | 596,690 | 396,171 | 396,171 | 47,770 |
| | 3000 | Servicios Generales | 1,914,318 | 6,383,457 | 8,297,775 | 7,189,776 | 1,107,999 | 6,404,740 | 785,036 | 1,893,035 | 6,278,753 | 6,278,753 | 125,986 |
| | 4000 | Transferencias, Asignaciones, Subsidios y Otras Ayudas | 110,752,954 | (77,085,063) | 33,667,891 | 5,000,000 | 28,667,891 | 5,000,000 | 0 | 28,667,891 | 5,000,000 | 5,000,000 | 0 |
| **6** | | **Secretaría de Obras Públicas** | **96,708,623** | **26,352,832** | **123,061,455** | **40,143,695** | **82,917,760** | **37,965,318** | **2,178,377** | **85,096,137** | **35,434,292** | **35,191,066** | **2,774,251** |
| | 1000 | Servicios Personales | 20,214,491 | 7,546,596 | 27,761,087 | 24,256,830 | 3,504,258 | 22,103,671 | 2,153,159 | 5,657,417 | 20,008,752 | 19,765,526 | 2,338,145 |
| | 2000 | Materiales y Suministros | 1,625,280 | 0 | 1,625,280 | 460,447 | 1,164,833 | 444,840 | 15,607 | 1,180,440 | 333,237 | 333,237 | 111,602 |
| | 3000 | Servicios Generales | 4,795,750 | 4,007,451 | 8,803,201 | 4,890,670 | 3,912,531 | 4,881,059 | 9,611 | 3,922,142 | 4,693,433 | 4,693,433 | 187,626 |
| | 6000 | Inversión Pública | 70,073,102 | 14,798,785 | 84,871,887 | 10,535,749 | 74,336,138 | 10,535,749 | 0 | 74,336,138 | 10,398,870 | 10,398,870 | 136,879 |
| **7** | | **Secretaría de Desarrollo Agropecuario** | **216,782,162** | **(98,231,804)** | **118,550,358** | **85,745,534** | **32,804,824** | **84,729,054** | **1,016,480** | **33,821,304** | **82,518,384** | **81,679,094** | **3,049,960** |
| | 1000 | Servicios Personales | 14,738,903 | 8,933,047 | 23,671,950 | 20,600,749 | 3,071,201 | 19,609,377 | 991,372 | 4,062,574 | 17,601,474 | 17,028,220 | 2,581,156 |
| | 2000 | Materiales y Suministros | 1.107.845 | 0 | 1.107.845 | 811.978 | 295.867 | 794.312 | 17.665 | 313.533 | 745.043 | 745.043 | 49.269 |
| | 3000 | Servicios Generales | 2,081,679 | 4,202,108 | 6,283,787 | 4,705,932 | 1,577,855 | 4,698,490 | 7,443 | 1,585,298 | 4,544,992 | 4,544,992 | 153,498 |
| | 4000 | Transferencias, Asignaciones, Subsidios y Otras Ayudas | 198,853,735 | (111,366,960) | 87,486,775 | 59,626,875 | 27,859,900 | 59,626,875 | 0 | 27,859,900 | 59,626,875 | 59,360,839 | 266,036 |
| **8** | | **Secretaría de Desarrollo Económico** | **38,074,842** | **12,879,906** | **50,954,748** | **25,028,296** | **25,926,452** | **19,389,320** | **5,638,976** | **31,565,428** | **17,762,464** | **17,329,689** | **2,059,631** |
| | 1000 | Servicios Personales | 8,696,082 | 3,575,686 | 12,271,768 | 10,470,125 | 1,801,643 | 10,039,482 | 430,643 | 2,232,286 | 8,964,099 | 8,531,323 | 1,508,159 |
| | 2000 | Materiales y Suministros | 785,645 | 0 | 785,645 | 408,657 | 376,988 | 336,899 | 71,758 | 448,746 | 291,223 | 291,223 | 45,676 |
| | 3000 | Servicios Generales | 5,694,365 | 4,354,420 | 10,048,785 | 6,822,184 | 3,226,601 | 6,373,184 | 449,000 | 3,675,601 | 5,950,769 | 5,950,769 | 422,415 |
| | 4000 | Transferencias, Asignaciones, Subsidios y Otras Ayudas | 10.398.749 | 4.949.800 | 15.348.549 | 2.639.755 | 12.708.794 | 2.639.755 | 0 | 12.708.794 | 2.556.374 | 2.556.374 | 83.381 |
| | 6000 | Inversión Pública | 12,500,001 | 0 | 12,500,001 | 4,687,575 | 7,812,426 | 0 | 4,687,575 | 12,500,001 | 0 | 0 | 0 |
| | | **Total Hoja 1/2** | **3,835,768,413** | **1,212,981,043** | **5,048,749,456** | **4,318,586,182** | **730,163,274** | **4,284,491,435** | **34,094,747** | **764,258,021** | **4,250,166,412** | **4,237,461,919** | **47,029,516** |

**Estado Sobre el Ejercicio del Presupuesto por: Ente Público / Capítulo al 31 de Marzo de 2012.**

| Ente Público | Capítulo | Ejercicio del Presupuesto | Presupuesto de Egresos Aprobado | Ampliaciones / (Reducciónes) | Presupuesto Vigente | Comprometido | Presupuesto Disponible para Comprometer | Devengado | Comprometido No Devengado | Presupuesto sin Devengar | Ejercido | Pagado | Cuentas por Pagar (Deuda) |
|---|---|---|---|---|---|---|---|---|---|---|---|---|---|
| | | Nombre | 1 | 2 | 3 | 4 | 5=(3-4) | 6 | 7=(4-6) | 8=(3-6) | 9 | 10 | 11=(6-10) |
| **9** | | **Secretaía de Turismo** | **22,181,313** | **2,940,158** | **25,121,471** | **13,296,568** | **11,824,903** | **13,051,255** | **245,313** | **12,070,216** | **10,558,345** | **10,371,147** | **2,680,108** |
| | 1000 | Servicios Personales | 7,264,279 | 2,940,158 | 10,204,437 | 7,023,693 | 3,180,744 | 6,761,772 | 261,921 | 3,442,665 | 5,925,263 | 5,738,065 | 1,023,707 |
| | 2000 | Materiales y Suministros | 294,191 | 0 | 294,191 | 202,975 | 91,216 | 177,781 | 25,194 | 116,410 | 170,596 | 170,596 | 7,185 |
| | 3000 | Servicios Generales | 1,631,562 | 0 | 1,631,562 | 741,288 | 890,274 | 693,263 | 48,025 | 938,299 | 512,396 | 512,396 | 180,867 |
| | 4000 | Transferencias, Asignaciones, Subsidios y Otras Ayudas | 12,991,281 | 0 | 12,991,281 | 5,328,612 | 7,662,669 | 5,418,438 | -89,827 | 7,572,843 | 3,950,090 | 3,950,090 | 1,468,349 |
| **10** | | **Secretaría de Seguridad Pública** | **227,003,858** | **(26,226,444)** | **200,777,414** | **180,820,846** | **19,956,569** | **171,321,363** | **9,499,483** | **29,456,052** | **155,559,503** | **155,038,709** | **16,282,653** |
| | 1000 | Servicios Personales | 87,705,825 | 18,996,988 | 106,702,813 | 94,249,187 | 12,453,626 | 85,048,117 | 9,201,070 | 21,654,696 | 73,430,622 | 72,909,828 | 12,138,289 |
| | 2000 | Materiales y Suministros | 11,962,931 | 0 | 11,962,931 | 9,145,442 | 2,817,489 | 9,156,152 | -10,710 | 2,806,779 | 7,062,139 | 7,062,139 | 2,094,013 |
| | 3000 | Servicios Generales | 10,126,097 | 461,968 | 10,588,065 | 5,902,612 | 4,685,453 | 5,593,489 | 309,123 | 4,994,576 | 3,543,138 | 3,543,138 | 2,050,351 |
| | 4000 | Transferencias, Asignaciones, Subsidios y Otras Ayudas | 117,209,005 | (45,685,400) | 71,523,605 | 71,523,605 | 1 | 71,523,605 | 0 | 1 | 71,523,605 | 71,523,605 | 0 |
| **11** | | **Oficialía Mayor** | **1,412,251,765** | **(1,320,568,290)** | **91,683,475** | **66,325,700** | **25,357,775** | **62,047,001** | **4,278,699** | **29,636,474** | **58,697,900** | **56,788,280** | **5,258,721** |
| | 1000 | Servicios Personales | 31,153,300 | 26,960,376 | 58,113,676 | 50,074,860 | 8,038,816 | 46,409,810 | 3,665,050 | 11,703,866 | 43,549,512 | 41,639,892 | 4,769,918 |
| | 2000 | Materiales y Suministros | 4,152,644 | 231,384 | 4,384,028 | 1,787,156 | 2,596,872 | 1,543,200 | 243,956 | 2,840,828 | 1,332,844 | 1,332,844 | 210,356 |
| | 3000 | Servicios Generales | 18,556,821 | 10,628,950 | 29,185,771 | 14,463,684 | 14,722,086 | 14,093,991 | 369,693 | 15,091,780 | 13,815,544 | 13,815,544 | 278,447 |
| | 4000 | Transferencias, Asignaciones, Subsidios y Otras Ayudas | 1,133,389,000 | (1,133,389,000) | 0 | 0 | 0 | 0 | 0 | 0 | 0 | 0 | 0 |
| | 5000 | Bienes Muebles, Inmuebles e Intangibles | 225,000,000 | (225,000,000) | 0 | 0 | 0 | 0 | 0 | 0 | 0 | 0 | 0 |
| **12** | | **Procuraduría General de Justicia del Estado** | **80,300,264** | **15,170,842** | **95,471,106** | **85,852,445** | **9,618,661** | **71,987,390** | **13,865,055** | **23,483,717** | **62,443,129** | **62,133,664** | **9,853,725** |
| | 1000 | Servicios Personales | 66,031,136 | 15,170,842 | 81,201,978 | 76,822,618 | 4,379,360 | 63,389,181 | 13,433,437 | 17,812,797 | 54,712,334 | 54,402,869 | 8,986,312 |
| | 2000 | Materiales y Suministros | 7,990,514 | 95,693 | 8,086,207 | 5,541,222 | 2,544,985 | 5,438,344 | 102,877 | 2,647,863 | 4,960,393 | 4,960,393 | 477,951 |
| | 3000 | Servicios Generales | 6,278,614 | -95,693 | 6,182,921 | 3,488,605 | 2,694,316 | 3,159,864 | 328,741 | 3,023,057 | 2,770,402 | 2,770,402 | 389,462 |
| **13** | | **Contraloría Interna** | **15,564,159** | **3,172,379** | **18,736,538** | **14,203,319** | **4,533,219** | **13,542,643** | **660,675** | **5,193,894** | **11,990,094** | **11,868,896** | **1,673,748** |
| | 1000 | Servicios Personales | 12,627,291 | 2,379,324 | 15,006,615 | 11,760,374 | 3,246,240 | 11,131,305 | 629,070 | 3,875,310 | 9,636,360 | 9,515,162 | 1,616,143 |
| | 2000 | Materiales y Suministros | 642,769 | 0 | 642,769 | 457,433 | 185,336 | 440,947 | 16,486 | 201,822 | 423,108 | 423,108 | 17,839 |
| | 3000 | Servicios Generales | 1,671,858 | 10,000 | 1,681,858 | 919,263 | 762,595 | 904,143 | 15,120 | 777,715 | 864,377 | 864,377 | 39,766 |
| | 4000 | Transferencias, Asignaciones, Subsidios y Otras Ayudas | 622,241 | 783,055 | 1,405,296 | 1,066,249 | 339,047 | 1,066,249 | 0 | 339,047 | 1,066,249 | 1,066,249 | 0 |
| **14** | | **Coordinación General Jurídica** | **14,427,681** | **2,286,365** | **16,714,046** | **11,351,693** | **5,362,353** | **10,343,189** | **1,008,504** | **6,370,857** | **9,016,562** | **8,765,364** | **1,577,825** |
| | 1000 | Servicios Personales | 12,050,469 | 2,286,365 | 14,336,834 | 10,818,271 | 3,518,563 | 9,844,648 | 973,623 | 4,492,186 | 8,546,847 | 8,295,649 | 1,548,999 |
| | 2000 | Materiales y Suministros | 287,544 | 0 | 287,544 | 200,942 | 86,602 | 166,061 | 34,881 | 121,483 | 162,819 | 162,819 | 3,242 |
| | 3000 | Servicios Generales | 1,174,418 | 0 | 1,174,418 | 332,480 | 841,938 | 332,480 | 0 | 841,938 | 306,896 | 306,896 | 25,584 |
| | 4000 | Transferencias, Asignaciones, Subsidios y Otras Ayudas | 915,250 | 0 | 915,250 | 0 | 915,250 | 0 | 0 | 915,250 | 0 | 0 | - |
| | | **Total Hoja 2/2** | **1,771,729,040** | **(1,323,224,990)** | **448,504,050** | **371,850,570** | **76,653,480** | **342,292,839** | **29,557,731** | **106,211,210** | **308,265,533** | **304,966,061** | **37,326,779** |
| | | **T O T A L E S** | **5,607,497,453** | **(110,243,947)** | **5,497,253,506** | **4,690,436,752** | **806,816,754** | **4,626,784,275** | **63,652,477** | **870,469,231** | **4,558,431,945** | **4,542,427,980** | **84,356,295** |

SEFIN
Secretaría de Finanzas

**Estado Sobre el Ejercicio del Presupuesto por: Finalidad al 31 de Marzo de 2012.**

| Codificación | Ejercicio del Presupuesto | Presupuesto de Egresos Aprobado | Ampliaciones / (Reducciónes) | Presupuesto Vigente | Comprometido | Presupuesto Disponible para Comprometer | Devengado | Comprometido no Devengado | Presupuesto sin Devengar | Ejercido | Pagado | Cuentas por Pagar (Deuda) |
|---|---|---|---|---|---|---|---|---|---|---|---|---|
| | Nombre | 1 | 2 | 3 | 4 | 5=(3-4) | 6 | 7=(4-6) | 8=(3-6) | 9 | 10 | 11=(6-10) |
| 1 | GOBIERNO | 3,085,979,897 | 100,199,007 | 3,186,178,903 | 2,993,196,908 | 192,981,995 | 2,951,877,137 | 41,319,771 | 234,301,766 | 2,902,684,382 | 2,897,980,867 | 53,896,270 |
| 2 | DESARROLLO SOCIAL | 3,575,505,461 | 68,210,744 | 3,643,716,205 | 2,980,565,104 | 663,151,101 | 2,960,574,772 | 19,990,332 | 683,141,433 | 2,911,043,478 | 2,883,360,004 | 77,214,768 |
| 3 | DESARROLLO ECONÓMICO | 331,327,022 | (76,782,655) | 254,544,367 | 159,159,034 | 95,385,334 | 152,261,764 | 6,897,270 | 102,282,603 | 145,187,102 | 143,727,838 | 8,533,926 |
| 4 | OTRAS NO CLASIFICADAS EN FUNCIONES ANTERIORES | 1,078,333,882 | (212,202,296) | 866,131,586 | 866,131,586 | 0 | 866,131,586 | 0 | 0 | 748,982,751 | 748,982,751 | 117,148,835 |
| | T O T A L E S | 8,071,146,262 | (120,575,200) | 7,950,571,062 | 6,999,052,632 | 951,518,430 | 6,930,845,259 | 68,207,373 | 1,019,725,802 | 6,707,897,714 | 6,674,051,460 | 256,793,799 |

**Estado Sobre el Ejercicio del Presupuesto por: Finalidad / Función al 31 de Marzo de 2012.**

| Codificación | Ejercicio del Presupuesto | Presupuesto de Egresos Aprobado | Ampliaciones / (Reducciónes) | Presupuesto Vigente | Comprometido | Presupuesto Disponible para Comprometer | Devengado | Comprometido no Devengado | Presupuesto sin Devengar | Ejercido | Pagado | Cuentas por Pagar (Deuda) |
|---|---|---|---|---|---|---|---|---|---|---|---|---|
| | Nombre | 1 | 2 | 3 | 4 | 5=(3-4) | 6 | 7=(4-6) | 8=(3-6) | 9 | 10 | 11=(6-10) |
| **1** | **GOBIERNO** | **3,085,979,897** | **100,199,007** | **3,186,178,903** | **2,993,196,908** | **192,981,995** | **2,951,877,137** | **41,319,771** | **234,301,766** | **3,974,379,016** | **3,973,968,861** | **53,896,270** |
| 1.1 | LEGISLACIÓN | 96,410,266 | 4,978,169 | 101,388,435 | 101,282,651 | 105,784 | 101,027,670 | 254,981 | 360,765 | 100,369,873 | 100,118,675 | 908,995 |
| 1.2 | JUSTICIA | 377,861,274 | (6,774,262) | 371,087,012 | 341,603,942 | 29,483,070 | 317,506,863 | 24,097,079 | 53,580,149 | 291,907,094 | 291,076,835 | 26,430,028 |
| 1.3 | COORDINACIÓN DE LA POLÍTICA DE GOBIERNO | 1,482,502,583 | (1,303,440,872) | 179,061,711 | 134,998,623 | 44,063,088 | 127,014,914 | 7,983,709 | 52,046,797 | 117,191,437 | 113,958,210 | 13,056,704 |
| 1.5 | ASUNTOS FINANCIEROS Y HACENDARIOS | 977,489,835 | 1,394,605,396 | 2,372,095,231 | 2,314,003,244 | 58,091,987 | 2,307,636,028 | 6,367,216 | 64,459,203 | 2,300,194,757 | 2,299,805,926 | 7,830,102 |
| 1.7 | ASUNTOS DE ORDEN PÚBLICO Y DE SEGURIDAD INTERIOR | 76,855,377 | 1,095,504 | 77,950,881 | 19,881,310 | 58,069,571 | 18,010,470 | 1,870,840 | 59,940,411 | 14,969,733 | 14,969,733 | 3,040,737 |
| 1.8 | OTROS SERVICIOS GENERALES | 74,860,562 | 9,735,071 | 84,595,633 | 81,427,137 | 3,168,496 | 80,681,193 | 745,944 | 3,914,441 | 78,051,489 | 78,051,489 | 2,629,704 |
| **2** | **DESARROLLO SOCIAL** | **3,575,505,461** | **68,210,744** | **3,643,716,205** | **2,980,565,104** | **663,151,101** | **2,960,574,772** | **19,990,332** | **683,141,433** | **6,298,345,510** | **6,280,437,013** | **77,214,768** |
| 2.1 | PROTECCIÓN AMBIENTAL | 24.797.312 | 5.650.025 | 30.447.337 | 15.382.499 | 15.064.838 | 10.830.821 | 4.551.678 | 19.616.516 | 10.830.821 | 10.830.821 | 0 |
| 2.2 | VIVIENDA Y SERVICIOS A LA COMUNIDAD | 216,814,233 | (49,215,720) | 167,598,513 | 55,249,041 | 112,349,472 | 52,824,308 | 2,424,733 | 114,774,206 | 48,231,204 | 47,987,978 | 4,836,329 |
| 2.3 | SALUD | 409,000,948 | 37,351,367 | 446,352,315 | 427,494,663 | 18,857,652 | 427,494,663 | 0 | 18,857,652 | 423,824,538 | 423,824,538 | 3,670,125 |
| 2.4 | RECREACIÓN. CULTURA Y OTRAS MANIFESTACIONES SOCIALES | 74.896.076 | 18.079.103 | 92.975.179 | 80.748.463 | 12.226.716 | 80.748.460 | 3 | 12.226.719 | 80.748.460 | 80.748.460 | 0 |
| 2.5 | EDUCACIÓN | 2,735,052,557 | 31,866,449 | 2,766,919,006 | 2,318,434,296 | 448,484,710 | 2,306,743,140 | 11,691,157 | 460,175,867 | 2,267,139,789 | 2,260,778,222 | 45,964,917 |
| 2.6 | PROTECCIÓN SOCIAL | 87,953,924 | 21,802,999 | 109,756,923 | 66,963,095 | 42,793,828 | 66,733,632 | 229,463 | 43,023,290 | 65,797,701 | 47,955,413 | 18,778,219 |
| 2.7 | OTROS ASUNTOS SOCIALES | 26.990.411 | 2.676.521 | 29.666.932 | 16.293.047 | 13.373.885 | 15.199.749 | 1.093.298 | 14.467.183 | 14.470.964 | 11.234.571 | 3.965.178 |
| **3** | **DESARROLLO ECONÓMICO** | **331,327,022** | **(76,782,655)** | **254,544,367** | **159,159,034** | **95,385,334** | **152,261,764** | **6,897,270** | **102,282,603** | **326,612,887** | **322,725,024** | **8,533,926** |
| 3.1 | ASUNTOS ECONÓMICOS, COMERCIALES Y LABORALES EN GENERAL | 44,217,378 | 12,510,283 | 56,727,661 | 29,770,525 | 26,957,136 | 24,167,233 | 5,603,292 | 32,560,428 | 21,978,733 | 21,545,957 | 2,621,276 |
| 3.2 | AGROPECUARIA. SILVICULTURA. PESCA Y CAZA | 217.032.161 | (98.075.045) | 118.957.116 | 86.095.376 | 32.861.740 | 85.072.105 | 1.023.271 | 33.885.011 | 82.764.202 | 81.924.912 | 3.147.193 |
| 3.4 | MINERÍA. MANUFACTURAS Y CONSTRUCCIÓN | 0 | 406.264 | 406.264 | 401.913 | 4.351 | 383.731 | 18.182 | 22.533 | 327.357 | 327.357 | 56.375 |
| 3.5 | TRANSPORTE | 40,897,494 | 5,225,425 | 46,122,919 | 25,726,061 | 20,396,858 | 25,726,061 | 0 | 20,396,858 | 25,726,061 | 25,726,061 | 0 |
| 3.7 | TURISMO | 22.181.313 | 2.940.158 | 25.121.471 | 13.296.568 | 11.824.903 | 13.051.255 | 245.313 | 12.070.216 | 10.558.345 | 10.371.147 | 2.680.108 |
| 3.8 | CIENCIA. TECNOLOGÍA E INNOVACIÓN | 6.998.676 | 210.261 | 7.208.937 | 3.868.591 | 3.340.346 | 3.861.379 | 7.212 | 3.347.558 | 3.832.404 | 3.832.404 | 28.975 |
| **4** | **OTRAS NO CLASIFICADAS EN FUNCIONES ANTERIORES** | **1,078,333,882** | **(212,202,296)** | **866,131,586** | **866,131,586** | **0** | **866,131,586** | **0** | **0** | **1,646,997,919** | **1,646,997,919** | **117,148,835** |
| 4.2 | TRANSFERENCIAS, PARTICIPACIONES Y APORTACIONES ENTRE DIFERENTES NIVELES DE GOBIERNO | 1,078,333,882 | (212,202,296) | 866,131,586 | 866,131,586 | 0 | 866,131,586 | 0 | 0 | 748,982,751 | 748,982,751 | 117,148,835 |
| | **T O T A L E S** | **8,071,146,262** | **(120,575,200)** | **7,950,571,062** | **6,999,052,632** | **951,518,430** | **6,930,845,259** | **68,207,373** | **1,019,725,802** | **12,246,335,332** | **12,224,128,817** | **256,793,799** |

**Estado Sobre el Ejercicio del Presupuesto por: Finalidad / Función / Ente Público al 31 de Marzo de 2012.**

| Codificación | Ejercicio del Presupuesto | Presupuesto de Egresos Aprobado | Ampliaciones / (Reducciónes) | Presupuesto Vigente | Comprometido | Presupuesto Disponible para Comprometer | Devengado | Comprometido no Devengado | Presupuesto sin Devengar | Ejercido | Pagado | Cuentas por Pagar (Deuda) |
|---|---|---|---|---|---|---|---|---|---|---|---|---|
| | Nombre | 1 | 2 | 3 | 4 | 5=(3-4) | 6 | 7=(4-6) | 8=(3-6) | 9 | 10 | 11=(6-10) |
| **1** | **GOBIERNO** | **3,085,979,897** | **100,199,007** | **3,186,178,903** | **2,993,196,908** | **192,981,995** | **2,951,877,137** | **41,319,771** | **234,301,766** | **2,902,684,382** | **2,897,980,867** | **53,896,270** |
| **1.1** | **Legislacion** | **96,410,266** | **4,978,169** | **101,388,435** | **101,282,651** | **105,784** | **101,027,670** | **254,981** | **360,765** | **100,369,873** | **100,118,675** | **908,995** |
| 14 | Coordinación General Jurídica | 356,952 | 4,978,169 | 5,335,121 | 5,229,337 | 105,784 | 4,974,356 | 254,981 | 360,765 | 4,316,559 | 4,065,361 | 908,995 |
| 21 | Legislatura del Estado | 74,624,682 | 0 | 74,624,682 | 74,624,682 | 0 | 74,624,682 | 0 | 0 | 74,624,682 | 74,624,682 | 0 |
| 22 | Auditoría Superior del Estado | 21,428,632 | 0 | 21,428,632 | 21,428,632 | 0 | 21,428,632 | 0 | 0 | 21,428,632 | 21,428,632 | 0 |
| **1.2** | **Justicia** | **377,861,274** | **-6,774,262** | **371,087,012** | **341,603,942** | **29,483,070** | **317,506,863** | **24,097,079** | **53,580,149** | **291,907,094** | **291,076,835** | **26,430,028** |
| 2 | Secretaría General de Gobierno | 2,201,862 | 4,936,520 | 7,138,382 | 6,500,994 | 637,388 | 5,951,495 | 549,499 | 1,186,888 | 5,121,869 | 5,121,869 | 829,626 |
| 10 | Secretaría de Seguridad Pública | 212,794,505 | (24,189,821) | 188,604,684 | 174,634,234 | 13,970,451 | 165,705,232 | 8,929,002 | 22,899,452 | 151,148,179 | 150,627,385 | 15,077,848 |
| 12 | Procuraduría General de Justicia del Estado | 80,300,264 | 15,170,842 | 95,471,106 | 85,852,445 | 9,618,661 | 71,987,390 | 13,865,055 | 23,483,717 | 62,443,129 | 62,133,664 | 9,853,725 |
| 14 | Coordinación General Jurídica | 14,070,729 | (2,691,804) | 11,378,925 | 6,122,356 | 5,256,570 | 5,368,833 | 753,523 | 6,010,092 | 4,700,003 | 4,700,003 | 668,830 |
| 31 | Tribunal Superior de Justicia | 60,502,105 | 0 | 60,502,105 | 60,502,105 | 0 | 60,502,105 | 0 | 0 | 60,502,105 | 60,502,105 | 0 |
| 32 | Tribunal de Justicia Electoral | 6,609,343 | 0 | 6,609,343 | 6,609,343 | 0 | 6,609,343 | 0 | 0 | 6,609,343 | 6,609,343 | 0 |
| 33 | Tribunal de lo Contencioso Administrativo | 1,382,466 | 0 | 1,382,466 | 1,382,466 | 0 | 1,382,466 | 0 | 0 | 1,382,466 | 1,382,466 | 0 |
| **1.3** | **Coordinacion De La Politica De Gobierno** | **1,482,502,583** | **-1,303,440,872** | **179,061,711** | **134,998,623** | **44,063,088** | **127,014,914** | **7,983,709** | **52,046,797** | **117,191,437** | **113,958,210** | **13,056,704** |
| 1 | Secretaría Particular | 15,247,605 | 3,496,789 | 18,744,394 | 14,755,218 | 3,989,176 | 13,000,294 | 1,754,924 | 5,744,100 | 10,447,546 | 10,447,546 | 2,552,748 |
| 2 | Secretaría General de Gobierno | 19,841,341 | 2,518,995 | 22,360,336 | 14,938,782 | 7,421,553 | 14,321,444 | 617,338 | 8,038,892 | 13,034,935 | 12,093,738 | 2,227,706 |
| 5 | Secretaría de Planeación y Desarrollo Regional | 10,862,188 | 8,075,832 | 18,938,020 | 15,936,204 | 3,001,816 | 15,221,498 | 714,706 | 3,716,522 | 14,059,747 | 13,798,535 | 1,422,964 |
| 11 | Oficialía Mayor de Gobierno | 1,412,251,765 | (1,320,568,290) | 91,683,475 | 66,325,700 | 25,357,775 | 62,047,001 | 4,278,699 | 29,636,474 | 58,697,900 | 56,788,280 | 5,258,721 |
| 13 | Contraloría Interna | 14,807,945 | 3,035,802 | 17,843,747 | 13,585,685 | 4,258,062 | 12,967,643 | 618,042 | 4,876,104 | 11,494,275 | 11,373,077 | 1,594,566 |
| 41 | Comisión Estatal de Derechos Humanos | 7,018,789 | 0 | 7,018,789 | 7,018,789 | 0 | 7,018,789 | 0 | 0 | 7,018,789 | 7,018,789 | 0 |
| 61 | Instituto de Selección y Capacitación del Edo. de Zacatecas | 2,472,950 | 0 | 2,472,950 | 2,438,244 | 34,706 | 2,438,244 | 0 | 34,706 | 2,438,244 | 2,438,244 | 0 |
| **1.5** | **Asuntos Financieros Y Hacendarios** | **977,489,835** | **1,394,605,396** | **2,372,095,231** | **2,314,003,244** | **58,091,987** | **2,307,636,028** | **6,367,216** | **64,459,203** | **2,300,194,757** | **2,299,805,926** | **7,830,102** |
| 3 | Secretaría de Finanzas | 974,218,492 | 1,394,605,396 | 2,368,823,888 | 2,311,140,432 | 57,683,456 | 2,304,773,216 | 6,367,216 | 64,050,672 | 2,297,331,945 | 2,296,943,113 | 7,830,102 |
| 58 | Instituto de Ecología y Medio Ambiente | 3,271,343 | 0 | 3,271,343 | 2,862,812 | 408,531 | 2,862,812 | 0 | 408,531 | 2,862,812 | 2,862,812 | 0 |
| **1.7** | **Asuntos De Orden Publico Y De Seguridad** | **76,855,377** | **1,095,504** | **77,950,881** | **19,881,310** | **58,069,571** | **18,010,470** | **1,870,840** | **59,940,411** | **14,969,733** | **14,969,733** | **3,040,737** |
| 2 | Secretaría General de Gobierno | 62,646,024 | 3,132,127 | 65,778,151 | 13,694,698 | 52,083,453 | 12,394,339 | 1,300,359 | 53,383,812 | 10,558,408 | 10,558,408 | 1,835,931 |
| 10 | Secretaría de Seguridad Pública | 14,209,353 | (2,036,623) | 12,172,730 | 6,186,612 | 5,986,118 | 5,616,131 | 570,481 | 6,556,599 | 4,411,325 | 4,411,325 | 1,204,806 |
| **1.8** | **Investigacion Fundamental (Basica)** | **74,860,562** | **9,735,071** | **84,595,633** | **81,427,137** | **3,168,496** | **80,681,193** | **745,944** | **3,914,441** | **78,051,489** | **78,051,489** | **2,629,704** |
| 1 | Secretaría Particular | 5,405,280 | 10,133,461 | 15,538,741 | 14,210,507 | 1,328,234 | 13,507,196 | 703,311 | 2,031,545 | 10,994,590 | 10,994,590 | 2,512,606 |
| 3 | Secretaría de Finanzas | 2,270,187 | -534,967 | 1,735,220 | 170,115 | 1,565,105 | 170,115 | 0 | 1,565,105 | 132,200 | 132,200 | 37,916 |
| 13 | Contraloría Interna | 756,214 | 136,577 | 892,791 | 617,634 | 275,157 | 575,000 | 42,634 | 317,791 | 495,818 | 495,818 | 79,182 |
| 42 | Comisión Estatal para el Acceso a la Información Pública | 2,235,377 | 0 | 2,235,377 | 2,235,377 | 0 | 2,235,377 | 0 | 0 | 2,235,377 | 2,235,377 | 0 |
| 43 | Instituto Electoral del Estado de Zacatecas | 64,193,504 | 0 | 64,193,504 | 64,193,504 | 0 | 64,193,504 | 0 | 0 | 64,193,504 | 64,193,504 | 0 |
| | **Total Hoja 1/5** | **3,085,979,897** | **100,199,007** | **3,186,178,903** | **2,993,196,908** | **192,981,995** | **2,951,877,137** | **41,319,771** | **234,301,766** | **2,902,684,382** | **2,897,980,867** | **53,896,270** |

**Estado Sobre el Ejercicio del Presupuesto por: Finalidad / Función/ Ente Público al 31 de Marzo de 2012.**

| Codificación | Ejercicio del Presupuesto | Presupuesto de Egresos Aprobado | Ampliaciones / (Reducciónes) | Presupuesto Vigente | Comprometido | Presupuesto Disponible para Comprometer | Devengado | Comprometido no Devengado | Presupuesto sin Devengar | Ejercido | Pagado | Cuentas por Pagar (Deuda) |
|---|---|---|---|---|---|---|---|---|---|---|---|---|
| | Nombre | 1 | 2 | 3 | 4 | 5=(3-4) | 6 | 7=(4-6) | 8=(3-6) | 9 | 10 | 11=(6-10) |
| **2** | **DESARROLLO SOCIAL** | **3,575,505,461** | **68,210,744** | **3,643,716,205** | **2,980,565,104** | **663,151,101** | **2,960,574,772** | **19,990,332** | **683,141,433** | **2,911,043,478** | **2,883,360,004** | **77,214,768** |
| **2.1** | **Proteccion Ambiental** | **24,797,312** | **5,650,025** | **30,447,337** | **15,382,499** | **15,064,838** | **10,830,821** | **4,551,678** | **19,616,516** | **10,830,821** | **10,830,821** | **0** |
| 52 | Comisión Estatal de Agua Potable y Alcantarillado | 24,119,943 | 5,650,025 | 29,769,968 | 15,382,499 | 14,387,469 | 10,830,821 | 4,551,678 | 18,939,147 | 10,830,821 | 10,830,821 | 0 |
| 58 | Instituto de Ecología y Medio Ambiente | 677,369 | 0 | 677,369 | 0 | 677,369 | 0 | 0 | 677,369 | 0 | 0 | 0 |
| **2.2** | **Vivienda Y Servicios A La Comunidad** | **216,814,233** | **-49,215,720** | **167,598,513** | **55,249,041** | **112,349,472** | **52,824,308** | **2,424,733** | **114,774,206** | **48,231,204** | **47,987,978** | **4,836,329** |
| 5 | Secretaría de Planeación y Desarrollo Regional | 113,029,302 | (76,494,965) | 36,534,337 | 7,811,924 | 28,722,413 | 7,565,568 | 246,356 | 28,968,769 | 7,203,490 | 7,203,490 | 362,078 |
| 6 | Secretaría de Obras Públicas | 96,708,623 | 26,352,832 | 123,061,455 | 40,143,695 | 82,917,760 | 37,965,318 | 2,178,377 | 85,096,137 | 35,434,292 | 35,191,066 | 2,774,251 |
| 57 | Consejo Promotor de la Vivienda Popular | 7,076,308 | 926,414 | 8,002,722 | 7,293,422 | 709,300 | 7,293,422 | 0 | 709,300 | 5,593,422 | 5,593,422 | 1,700,000 |
| **2.3** | **Salud** | **409,000,948** | **37,351,367** | **446,352,315** | **427,494,663** | **18,857,652** | **427,494,663** | **0** | **18,857,652** | **423,824,538** | **423,824,538** | **3,670,125** |
| 51 | Servicios de Salud del Estado | 409,000,948 | 37,351,367 | 446,352,315 | 427,494,663 | 18,857,652 | 427,494,663 | 0 | 18,857,652 | 423,824,538 | 423,824,538 | 3,670,125 |
| **2.4** | **Recreacion. Cultura Y Otras Manifestaciones Sociales** | **74,896,076** | **18,079,103** | **92,975,179** | **80,748,463** | **12,226,716** | **80,748,460** | **3** | **12,226,719** | **80,748,460** | **80,748,460** | **0** |
| 54 | Junta de Protección y Conservación de Monumentos Coloniales y Zonas Típicas | 5,550,135 | 0 | 5,550,135 | 3,307,612 | 2,242,523 | 3,307,612 | 0 | 2,242,523 | 3,307,612 | 3,307,612 | 0 |
| 63 | Centro Regional del Patrimonio Mundial en Zacatecas (UNESCO) | 930,710 | 0 | 930,710 | 861,197 | 69,513 | 861,197 | 0 | 69,513 | 861,197 | 861,197 | 0 |
| 82 | Instituto de Cultura Física y Deporte del Estado de Zacatecas | 19,253,609 | 260,671 | 19,514,280 | 18,827,695 | 686,584 | 18,827,695 | 0 | 686,584 | 18,827,695 | 18,827,695 | 0 |
| 83 | Instituto de la Juventud del Estado de Zacatecas | 1,637,516 | 0 | 1,637,516 | 366,858 | 1,270,658 | 366,858 | 0 | 1,270,658 | 366,858 | 366,858 | 0 |
| 84 | Instituto Zacatecano de Cultura "Ramón López Velarde" | 47,524,106 | 17,818,432 | 65,342,538 | 57,385,101 | 7,957,437 | 57,385,098 | 3 | 7,957,440 | 57,385,098 | 57,385,098 | 0 |
| **2.5** | **Educacion** | **2,735,052,557** | **31,866,449** | **2,766,919,006** | **2,318,434,296** | **448,484,710** | **2,306,743,140** | **11,691,157** | **460,175,867** | **2,267,139,789** | **2,260,778,222** | **45,964,917** |
| 4 | Secretaría de Educación y Cultura | 2,257,556,476 | -104,941,491 | 2,152,614,985 | 1,757,349,186 | 395,265,799 | 1,745,658,029 | 11,691,157 | 406,956,956 | 1,737,058,617 | 1,730,697,050 | 14,960,980 |
| 44 | Universidad Autónoma de Zacatecas | 335,480,000 | 5,000,000 | 340,480,000 | 335,480,000 | 5,000,000 | 335,480,000 | 0 | 5,000,000 | 335,480,000 | 335,480,000 | 0 |
| 80 | Universidad Politécnica de Zacatecas | 4,167,817 | 8,106,381 | 12,274,198 | 12,274,198 | 0 | 12,274,198 | 0 | 0 | 12,274,198 | 12,274,198 | 0 |
| 85 | Instituto Zacatecano para la Construcción de Escuelas | 29,165,882 | 16,594,737 | 45,760,619 | 36,158,794 | 9,601,826 | 36,158,794 | 0 | 9,601,826 | 5,154,856 | 5,154,856 | 31,003,938 |
| 86 | Colegio de Bachilleres del Estado de Zacatecas | 33,626,740 | 47,660,901 | 81,287,641 | 81,287,641 | 0 | 81,287,641 | - | 0 | 81,287,641 | 81,287,641 | 0 |
| 87 | Colegio de Educación Profesional Técnica del Estado de Zacatecas | 7,896,791 | 3,832,913 | 11,729,704 | 11,254,988 | 474,716 | 11,254,988 | 0 | 474,716 | 11,254,988 | 11,254,988 | 0 |
| 88 | Colegio de Estudios Científicos y Tecnológicos del Estado de Zacatecas | 14,306,605 | 27,970,570 | 42,277,175 | 42,277,175 | 0 | 42,277,175 | - | 0 | 42,277,175 | 42,277,175 | 0 |
| 89 | Instituto Tecnológico Superior de Jerez | 1,395,669 | 1,358,387 | 2,754,056 | 1,358,387 | 1,395,669 | 1,358,387 | 0 | 1,395,669 | 1,358,387 | 1,358,387 | 0 |
| 90 | Instituto Tecnológico Superior de Loreto | 1,778,319 | 1,120,700 | 2,899,019 | 1,120,700 | 1,778,319 | 1,120,700 | 0 | 1,778,319 | 1,120,700 | 1,120,700 | 0 |
| 91 | Instituto Tecnológico Superior de Nochistlán | 1,744,428 | 709,735 | 2,454,163 | 709,735 | 1,744,428 | 709,735 | 0 | 1,744,428 | 709,735 | 709,735 | 0 |
| 92 | Instituto Tecnológico Superior de Fresnillo | 3,776,545 | 3,023,774 | 6,800,319 | 3,023,774 | 3,776,545 | 3,023,774 | 0 | 3,776,545 | 3,023,774 | 3,023,774 | 0 |
| 93 | Instituto Tecnológico Superior Zacatecas Norte | 3,883,285 | 3,296,678 | 7,179,963 | 3,296,678 | 3,883,285 | 3,296,678 | 0 | 3,883,285 | 3,296,678 | 3,296,678 | 0 |
| 94 | Instituto Tecnológico Superior Zacatecas Occidente | 2,196,827 | 1,932,722 | 4,129,549 | 1,932,722 | 2,196,827 | 1,932,722 | 0 | 2,196,827 | 1,932,722 | 1,932,722 | 0 |
| 95 | Instituto Tecnológico Superior Zacatecas - Sur | 2,837,676 | 1,725,089 | 4,562,765 | 1,725,089 | 2,837,676 | 1,725,089 | 0 | 2,837,676 | 1,725,089 | 1,725,089 | 0 |
| 96 | Instituto Zacatecano de Educación para Adultos (IZEA) | 14,501,034 | 4,405,490 | 18,906,524 | 17,798,194 | 1,108,330 | 17,798,194 | - | 1,108,330 | 17,798,194 | 17,798,194 | 0 |
| 97 | Unidad Profesional Interdisciplinaria Campus Zacatecas | 12,440,278 | 0 | 12,440,278 | 0 | 12,440,278 | 0 | 0 | 12,440,278 | 0 | 0 | 0 |
| 98 | Universidad Politécnica del Sur de Zacatecas | 1,537,619 | 2,067,199 | 3,604,818 | 3,384,372 | 220,446 | 3,384,372 | - | 220,446 | 3,384,372 | 3,384,372 | 0 |
| 99 | Universidad Tecnológica del Estado de Zacatecas | 6,760,566 | 8,002,666 | 14,763,232 | 8,002,666 | 6,760,566 | 8,002,666 | 0 | 6,760,566 | 8,002,666 | 8,002,666 | 0 |
| **2.6** | **Proteccion Social** | **87,953,924** | **21,802,999** | **109,756,923** | **66,963,095** | **42,793,828** | **66,733,632** | **229,463** | **43,023,290** | **65,797,701** | **47,955,413** | **18,778,219** |
| 2 | Secretaría General de Gobierno | 3,959,972 | 24,529,378 | 28,489,350 | 2,046,069 | 26,443,281 | 1,823,321 | 222,748 | 26,666,029 | 1,195,250 | 1,195,250 | 628,071 |
| 53 | Sistema para el Desarrollo Integral de la Familia | 70,095,254 | (2,931,193) | 67,164,061 | 51,389,045 | 15,775,017 | 51,389,045 | 0 | 15,775,017 | 51,389,045 | 33,546,757 | 17,842,288 |
| 56 | Comisión para la Integración Social de Personas con Discapacidad | 12,478,840 | 0 | 12,478,840 | 12,130,123 | 348,717 | 12,123,409 | 6,714 | 355,431 | 12,020,361 | 12,020,361 | 103,048 |
| 60 | Patronato Estatal de Promotores Voluntarios | 1,419,858 | 204,813 | 1,624,671 | 1,397,858 | 226,813 | 1,397,858 | 0 | 226,813 | 1,193,045 | 1,193,045 | 204,813 |
| **2.7** | **Otros Asuntos Sociales** | **26,990,411** | **2,676,521** | **29,666,932** | **16,293,047** | **13,373,885** | **15,199,749** | **1,093,298** | **14,467,183** | **14,470,964** | **11,234,571** | **3,965,178** |
| 1 | Secretaría Particular | 13,065,159 | 2,255,107 | 15,320,266 | 6,189,083 | 9,131,183 | 5,966,743 | 222,340 | 9,353,523 | 5,514,509 | 2,278,116 | 3,688,627 |
| 5 | Secretaría de Planeación y Desarrollo Regional | 3,898,898 | 267,926 | 4,166,824 | 2,925,443 | 1,241,381 | 2,054,486 | 870,958 | 2,112,338 | 1,798,165 | 1,798,165 | 256,321 |
| 62 | Instituto para las Mujeres Zacatecanas | 6,776,907 | 0 | 6,776,907 | 4,974,456 | 1,802,451 | 4,974,456 | 0 | 1,802,451 | 4,962,642 | 4,962,642 | 11,813 |
| 83 | Instituto de la Juventud del Estado de Zacatecas | 3,249,447 | 153,488 | 3,402,935 | 2,204,065 | 1,198,870 | 2,204,065 | 0 | 1,198,870 | 2,195,648 | 2,195,648 | 8,417 |
| | **Total Hoja 2/5** | **3,575,505,461** | **68,210,744** | **3,643,716,205** | **2,980,565,104** | **663,151,101** | **2,960,574,772** | **19,990,332** | **683,141,433** | **2,911,043,478** | **2,883,360,004** | **77,214,768** |

**Estado Sobre el Ejercicio del Presupuesto por: Finalidad / Función/ Ente Público al 31 de Marzo de 2012.**

| Codificación | Ejercicio del Presupuesto | Presupuesto de Egresos Aprobado | Ampliaciones / (Reducciónes) | Presupuesto Vigente | Comprometido | Presupuesto Disponible para Comprometer | Devengado | Comprometido no Devengado | Presupuesto sin Devengar | Ejercido | Pagado | Cuentas por Pagar (Deuda) |
|---|---|---|---|---|---|---|---|---|---|---|---|---|
| | Nombre | 1 | 2 | 3 | 4 | 5=(3-4) | 6 | 7=(4-6) | 8=(3-6) | 9 | 10 | 11=(6-10) |
| **3** | **DESARROLLO ECONÓMICO** | **331,327,022** | **(76,782,655)** | **254,544,367** | **159,159,034** | **95,385,334** | **152,261,764** | **6,897,270** | **102,282,603** | **145,187,102** | **143,727,838** | **8,533,926** |
| **3.1** | **Asuntos Economicos. Comerciales Y Laborales En General** | **44.217.378** | **12.510.283** | **56.727.661** | **29.770.525** | **26.957.136** | **24.167.233** | **5.603.292** | **32.560.428** | **21.978.733** | **21.545.957** | **2.621.276** |
| 8 | Secretaría de Desarrollo Económico | 37,824,843 | 12,157,310 | 49,982,153 | 24,121,570 | 25,860,583 | 18,514,778 | 5,606,792 | 31,467,375 | 17,063,539 | 16,630,763 | 1,884,015 |
| 59 | Instituto de Desarrollo Artesanal del Estado de Zacatecas | 5.848.172 | 352.972 | 6.201.144 | 5.454.592 | 746.553 | 5.458.092 | -3.500 | 743.053 | 4.720.831 | 4.720.831 | 737.261 |
| 83 | Instituto de la Juventud del Estado de Zacatecas | 544,363 | 0 | 544,363 | 194,363 | 350,000 | 194,363 | 0 | 350,000 | 194,363 | 194,363 | 0 |
| **3.2** | **Agropecuaria. Silvicultura. Pesca Y Caza** | **217.032.161** | **-98.075.045** | **118.957.116** | **86.095.376** | **32.861.740** | **85.072.105** | **1.023.271** | **33.885.011** | **82.764.202** | **81.924.912** | **3.147.193** |
| 7 | Secretaría de Desarrollo Agropecuario | 216,782,162 | (98,231,804) | 118,550,358 | 85,745,534 | 32,804,824 | 84,729,054 | 1,016,480 | 33,821,304 | 82,518,384 | 81,679,094 | 3,049,960 |
| 8 | Secretaría de Desarrollo Económico | 249.999 | 156.759 | 406.758 | 349.842 | 56.916 | 343.051 | 6.791 | 63.707 | 245.818 | 245.818 | 97.233 |
| **3.4** | **Mineria, Manufacturas Y Construccion** | **0** | **406,264** | **406,264** | **401,913** | **4,351** | **383,731** | **18,182** | **22,533** | **327,357** | **327,357** | **56,375** |
| 8 | Secretaría de Desarrollo Económico | 0 | 406.264 | 406.264 | 401.913 | 4.351 | 383.731 | 18.182 | 22.533 | 327.357 | 327.357 | 56.375 |
| **3.5** | **Transporte** | **40,897,494** | **5,225,425** | **46,122,919** | **25,726,061** | **20,396,858** | **25,726,061** | **0** | **20,396,858** | **25,726,061** | **25,726,061** | **0** |
| 55 | Junta Estatal de Caminos | 40.897.494 | 5.225.425 | 46.122.919 | 25.726.061 | 20.396.858 | 25.726.061 | 0 | 20.396.858 | 25.726.061 | 25.726.061 | 0 |
| **3.7** | **Turismo** | **22,181,313** | **2,940,158** | **25,121,471** | **13,296,568** | **11,824,903** | **13,051,255** | **245,313** | **12,070,216** | **10,558,345** | **10,371,147** | **2,680,108** |
| 9 | Secretaría de Turismo | 22.181.313 | 2.940.158 | 25.121.471 | 13.296.568 | 11.824.903 | 13.051.255 | 245.313 | 12.070.216 | 10.558.345 | 10.371.147 | 2.680.108 |
| **3.8** | **Investigacion Y Desarrollo Relacionados Con Asuntos Economicos** | **6,998,676** | **210,261** | **7,208,937** | **3,868,591** | **3,340,346** | **3,861,379** | **7,212** | **3,347,558** | **3,832,404** | **3,832,404** | **28,975** |
| 8 | Secretaría de Desarrollo Económico | 0 | 159.572 | 159.572 | 154.970 | 4.602 | 147.759 | 7.212 | 11.814 | 125.751 | 125.751 | 22.008 |
| 81 | Consejo Zacatecano de Ciencia, Tecnología e Innovación | 6,998,676 | 50,689 | 7,049,365 | 3,713,621 | 3,335,744 | 3,713,621 | 0 | 3,335,744 | 3,706,653 | 3,706,653 | 6,967 |
| | **Total Hoja 3/5** | **331,327,022** | **(76,782,655)** | **254,544,367** | **159,159,034** | **95,385,334** | **152,261,764** | **6,897,270** | **102,282,603** | **145,187,102** | **143,727,838** | **8,533,926** |

**Estado Sobre el Ejercicio del Presupuesto por: Finalidad / Función/ Ente Público al 31 de Marzo de 2012.**

| Codificación | Ejercicio del Presupuesto | Presupuesto de Egresos Aprobado | Ampliaciones / (Reducciónes) | Presupuesto Vigente | Comprometido | Presupuesto Disponible para Comprometer | Devengado | Comprometido no Devengado | Presupuesto sin Devengar | Ejercido | Pagado | Cuentas por Pagar (Deuda) |
|---|---|---|---|---|---|---|---|---|---|---|---|---|
| | Nombre | 1 | 2 | 3 | 4 | 5=(3-4) | 6 | 7=(4-6) | 8=(3-6) | 9 | 10 | 11=(6-10) |
| **4** | **OTRAS NO CLASIFICADAS EN FUNCIONES ANTERIORES** | **690,754,306** | **(135,244,199)** | **555,510,107** | **555,510,107** | **0** | **555,510,107** | **0** | **0** | **479,964,805** | **479,964,805** | **75,545,302** |
| **4.2** | **Transferencias, Participaciones Y Aportaciones Entre Diferentes Niveles Y Ordenes De Gobierno** | **690,754,306** | **(135,244,199)** | **555,510,107** | **555,510,107** | **0** | **555,510,107** | **0** | **0** | **479,964,805** | **479,964,805** | **75,545,302** |
| 301 | Apozol | 5.735.910 | (1.139.276) | 4.596.634 | 4.596.634 | 0 | 4.596.634 | 0 | 0 | 4.027.764 | 4.027.764 | 568.870 |
| 302 | Apulco | 5,796,711 | (1,399,353) | 4,397,358 | 4,397,358 | 0 | 4,397,358 | 0 | 0 | 3,796,752 | 3,796,752 | 600,606 |
| 303 | Atolinga | 3.082.784 | (454.107) | 2.628.677 | 2.628.677 | 0 | 2.628.677 | 0 | 0 | 2.398.616 | 2.398.616 | 230.061 |
| 304 | Benito Juárez | 4,791,022 | (1,046,287) | 3,744,735 | 3,744,735 | 0 | 3,744,735 | 0 | 0 | 3,273,898 | 3,273,898 | 470,837 |
| 305 | Calera | 19.674.492 | (1.884.844) | 17.789.648 | 17.789.648 | 0 | 17.789.648 | 0 | 0 | 15.958.703 | 15.958.703 | 1.830.945 |
| 306 | Cañitas de Felipe Pescador | 6.949.707 | (1.588.300) | 5.361.407 | 5.361.407 | 0 | 5.361.407 | 0 | 0 | 4.585.190 | 4.585.190 | 776.217 |
| 307 | Concepción del Oro | 12,179,418 | (2,547,815) | 9,631,603 | 9,631,603 | 0 | 9,631,603 | 0 | 0 | 8,406,205 | 8,406,205 | 1,225,398 |
| 308 | Cuauhtemoc | 7.078.477 | (1.003.715) | 6.074.762 | 6.074.762 | 0 | 6.074.762 | 0 | 0 | 5.343.422 | 5.343.422 | 731.340 |
| 309 | Chalchihuites | 12,004,880 | (3,062,933) | 8,941,947 | 8,941,947 | 0 | 8,941,947 | 0 | 0 | 7,639,171 | 7,639,171 | 1,302,776 |
| 310 | El Plateado de Joaquín Amaro | 2,926,330 | (626,381) | 2,299,949 | 2,299,949 | 0 | 2,299,949 | 0 | 0 | 2,056,166 | 2,056,166 | 243,783 |
| 311 | El Salvador | 4.536.517 | (1.244.933) | 3.291.584 | 3.291.584 | 0 | 3.291.584 | 0 | 0 | 2.820.132 | 2.820.132 | 471.452 |
| 312 | Fresnillo | 132,874,825 | (26,386,179) | 106,488,646 | 106,488,646 | 0 | 106,488,646 | 0 | 0 | 90,801,931 | 90,801,931 | 15,686,715 |
| 313 | Genaro Codina | 7.125.567 | (1.244.504) | 5.881.063 | 5.881.063 | 0 | 5.881.063 | 0 | 0 | 5.217.872 | 5.217.872 | 663.191 |
| 314 | General Enrique Estrada | 4,065,578 | (523,833) | 3,541,745 | 3,541,745 | 0 | 3,541,745 | 0 | 0 | 3,173,762 | 3,173,762 | 367,983 |
| 315 | General Francisco R. Murguía | 34,157,365 | (11,395,255) | 22,762,110 | 22,762,110 | 0 | 22,762,110 | 0 | 0 | 18,522,849 | 18,522,849 | 4,239,261 |
| 316 | General Pánfilo Natera | 19.185.230 | (5.333.208) | 13.852.022 | 13.852.022 | 0 | 13.852.022 | 0 | 0 | 11.428.288 | 11.428.288 | 2.423.734 |
| 317 | Guadalupe | 76,782,288 | (8,014,178) | 68,768,110 | 68,768,110 | 0 | 68,768,110 | 0 | 0 | 60,577,166 | 60,577,166 | 8,190,944 |
| 318 | Huanusco | 4.677.565 | (844.051) | 3.833.514 | 3.833.514 | 0 | 3.833.514 | 0 | 0 | 3.427.771 | 3.427.771 | 405.743 |
| 319 | Jalpa | 14,835,829 | (1,527,056) | 13,308,773 | 13,308,773 | 0 | 13,308,773 | 0 | 0 | 12,008,965 | 12,008,965 | 1,299,808 |
| 320 | Jerez | 40,573,219 | (6,953,346) | 33,619,873 | 33,619,873 | 0 | 33,619,873 | 0 | 0 | 29,361,110 | 29,361,110 | 4,258,763 |
| 321 | Jiménez del Teul | 7.905.541 | (2.303.516) | 5.602.025 | 5.602.025 | 0 | 5.602.025 | 0 | 0 | 4.743.842 | 4.743.842 | 858.183 |
| 322 | Juan Aldama | 14,194,325 | (2,956,980) | 11,237,345 | 11,237,345 | 0 | 11,237,345 | 0 | 0 | 9,602,027 | 9,602,027 | 1,635,318 |
| 323 | Juchipila | 8.617.504 | (652.369) | 7.965.135 | 7.965.135 | 0 | 7.965.135 | 0 | 0 | 7.312.451 | 7.312.451 | 652.684 |
| 324 | Loreto | 25,460,743 | (4,202,805) | 21,257,938 | 21,257,938 | 0 | 21,257,938 | 0 | 0 | 18,235,793 | 18,235,793 | 3,022,145 |
| 325 | Luís Moya | 7,377,691 | (1,080,553) | 6,297,138 | 6,297,138 | 0 | 6,297,138 | 0 | 0 | 5,531,083 | 5,531,083 | 766,055 |
| 326 | Mazapil | 30.079.149 | (7.173.932) | 22.905.217 | 22.905.217 | 0 | 22.905.217 | 0 | 0 | 20.122.154 | 20.122.154 | 2.783.063 |
| 327 | Melchor Ocampo | 4,734,807 | (842,377) | 3,892,430 | 3,892,430 | 0 | 3,892,430 | 0 | 0 | 3,549,159 | 3,549,159 | 343,271 |
| 328 | Mezquital del Oro | 3.719.292 | (697.110) | 3.022.182 | 3.022.182 | 0 | 3.022.182 | 0 | 0 | 2.722.987 | 2.722.987 | 299.195 |
| 329 | Miguel Auza | 18.927.025 | (4.902.185) | 14.024.840 | 14.024.840 | 0 | 14.024.840 | 0 | 0 | 11.736.369 | 11.736.369 | 2.288.471 |
| 330 | Momax | 2,744,860 | (363,261) | 2,381,599 | 2,381,599 | 0 | 2,381,599 | 0 | 0 | 2,184,607 | 2,184,607 | 196,992 |
| 331 | Monte Escobedo | 9.293.249 | (1.723.649) | 7.569.600 | 7.569.600 | 0 | 7.569.600 | 0 | 0 | 6.734.871 | 6.734.871 | 834.729 |
| 332 | Morelos | 6,748,933 | (605,387) | 6,143,546 | 6,143,546 | 0 | 6,143,546 | 0 | 0 | 5,550,943 | 5,550,943 | 592,603 |
| 333 | Moyahua de Estrada | 4.967.736 | (776.281) | 4.191.455 | 4.191.455 | 0 | 4.191.455 | 0 | 0 | 3.798.393 | 3.798.393 | 393.062 |
| 334 | Nochistlan de Meíía | 20.550.848 | (3.420.118) | 17.130.730 | 17.130.730 | 0 | 17.130.730 | 0 | 0 | 15.099.632 | 15.099.632 | 2.031.098 |
| 335 | Noria de Ángeles | 14,501,647 | (4,110,757) | 10,390,890 | 10,390,890 | 0 | 10,390,890 | 0 | 0 | 8,582,239 | 8,582,239 | 1,808,651 |
| 336 | Ojocaliente | 24.166.057 | (4.370.828) | 19.795.229 | 19.795.229 | 0 | 19.795.229 | 0 | 0 | 17.001.604 | 17.001.604 | 2.793.625 |
| 337 | Panuco | 11,073,090 | (2,158,478) | 8,914,612 | 8,914,612 | 0 | 8,914,612 | 0 | 0 | 7,653,260 | 7,653,260 | 1,261,352 |
| 338 | Pinos | 56,658,095 | (14,684,059) | 41,974,036 | 41,974,036 | 0 | 41,974,036 | 0 | 0 | 34,977,658 | 34,977,658 | 6,996,378 |
| | **Total Hoja 4/5** | **690,754,306** | **(135,244,199)** | **555,510,107** | **555,510,107** | **0** | **555,510,107** | **0** | **0** | **479,964,805** | **479,964,805** | **75,545,302** |

**Estado Sobre el Ejercicio del Presupuesto por: Finalidad / Función/ Ente Público al 31 de Marzo de 2012.**

| Codificación | Ejercicio del Presupuesto | Presupuesto de Egresos Aprobado | Ampliaciones / (Reducciónes) | Presupuesto Vigente | Comprometido | Presupuesto Disponible para Comprometer | Devengado | Comprometido no Devengado | Presupuesto sin Devengar | Ejercido | Pagado | Cuentas por Pagar (Deuda) |
|---|---|---|---|---|---|---|---|---|---|---|---|---|
| | Nombre | 1 | 2 | 3 | 4 | 5=(3-4) | 6 | 7=(4-6) | 8=(3-6) | 9 | 10 | 11=(6-10) |
| 339 | Río Grande | 37,090,413 | (6,385,667) | 30,704,746 | 30,704,746 | 0 | 30,704,746 | 0 | 0 | 26,394,638 | 26,394,638 | 4,310,108 |
| 340 | Saín Alto | 24,367,452 | (7,697,310) | 16,670,142 | 16,670,142 | 0 | 16,670,142 | 0 | 0 | 13,529,570 | 13,529,570 | 3,140,572 |
| 341 | Santa María de la Paz | 3,085,414 | (547,515) | 2,537,899 | 2,537,899 | 0 | 2,537,899 | 0 | 0 | 2,273,870 | 2,273,870 | 264,029 |
| 342 | Sombrerete | 46,189,203 | (10,164,500) | 36,024,703 | 36,024,703 | 0 | 36,024,703 | 0 | 0 | 30,746,601 | 30,746,601 | 5,278,102 |
| 343 | Susticacán | 2,143,008 | (382,687) | 1,760,321 | 1,760,321 | 0 | 1,760,321 | 0 | 0 | 1,598,686 | 1,598,686 | 161,635 |
| 344 | Tabasco | 12,112,020 | (2,534,356) | 9,577,664 | 9,577,664 | 0 | 9,577,664 | 0 | 0 | 8,249,089 | 8,249,089 | 1,328,575 |
| 345 | Tepechitlán | 7,895,575 | (1,556,492) | 6,339,083 | 6,339,083 | 0 | 6,339,083 | 0 | 0 | 5,577,566 | 5,577,566 | 761,517 |
| 346 | Tepetongo | 6,910,215 | (1,171,015) | 5,739,200 | 5,739,200 | 0 | 5,739,200 | 0 | 0 | 5,136,114 | 5,136,114 | 603,086 |
| 347 | Teul de González Ortega | 4,317,022 | (403,158) | 3,913,864 | 3,913,864 | 0 | 3,913,864 | 0 | 0 | 3,614,942 | 3,614,942 | 298,922 |
| 348 | Tlaltenango de Sánchez Román | 21,392,593 | (4,979,938) | 16,412,655 | 16,412,655 | 0 | 16,412,655 | 0 | 0 | 13,990,027 | 13,990,027 | 2,422,628 |
| 349 | Trancoso | 10,384,981 | (1,894,826) | 8,490,155 | 8,490,155 | 0 | 8,490,155 | 0 | 0 | 7,306,005 | 7,306,005 | 1,184,150 |
| 350 | Trinidad García de la Cadena | 3,024,762 | (282,515) | 2,742,247 | 2,742,247 | 0 | 2,742,247 | 0 | 0 | 2,522,228 | 2,522,228 | 220,019 |
| 351 | Valparaíso | 43,532,018 | (12,386,802) | 31,145,216 | 31,145,216 | 0 | 31,145,216 | 0 | 0 | 26,209,073 | 26,209,073 | 4,936,143 |
| 352 | Vetagrande | 7,354,252 | (1,605,369) | 5,748,883 | 5,748,883 | 0 | 5,748,883 | 0 | 0 | 4,927,181 | 4,927,181 | 821,702 |
| 353 | Villa de Cos | 33,210,922 | (8,358,591) | 24,852,331 | 24,852,331 | 0 | 24,852,331 | 0 | 0 | 21,092,626 | 21,092,626 | 3,759,705 |
| 354 | Villa García | 13,112,494 | (2,841,108) | 10,271,386 | 10,271,386 | 0 | 10,271,386 | 0 | 0 | 8,753,140 | 8,753,140 | 1,518,246 |
| 355 | Villa González Ortega | 9,539,762 | (2,031,898) | 7,507,864 | 7,507,864 | 0 | 7,507,864 | 0 | 0 | 6,429,191 | 6,429,191 | 1,078,673 |
| 356 | Villa Hidalgo | 14,790,899 | (3,511,533) | 11,279,366 | 11,279,366 | 0 | 11,279,366 | 0 | 0 | 9,550,586 | 9,550,586 | 1,728,780 |
| 357 | Villanueva | 23,250,170 | (4,717,416) | 18,532,754 | 18,532,754 | 0 | 18,532,754 | 0 | 0 | 16,053,149 | 16,053,149 | 2,479,605 |
| 358 | Zacatecas | 63,876,401 | (3,505,401) | 60,371,000 | 60,371,000 | 0 | 60,371,000 | 0 | 0 | 55,063,664 | 55,063,664 | 5,307,336 |
| | **Total Hoja 5/5** | **387,579,576** | **(76,958,097)** | **310,621,479** | **310,621,479** | **0** | **310,621,479** | **0** | **0** | **269,017,946** | **269,017,946** | **41,603,533** |
| | **TOTALES** | **8,071,146,262** | **(120,575,200)** | **7,950,571,062** | **6,999,052,632** | **951,518,430** | **6,930,845,259** | **68,207,373** | **1,019,725,802** | **6,707,897,714** | **6,674,051,460** | **256,793,799** |

**Estado Sobre el Ejercicio del Presupuesto por: Fuente de Financiamiento al 31 de Marzo de 2012.**

| Codificación | Ejercicio del Presupuesto | Presupuesto de Egresos Aprobado | Ampliaciones / (Reducciónes) | Presupuesto Vigente | Comprometido | Presupuesto Disponible para Comprometer | Devengado | Comprometido no Devengado | Presupuesto sin Devengar | Ejercido | Pagado | Cuentas por Pagar (Deuda) |
|---|---|---|---|---|---|---|---|---|---|---|---|---|
| | Nombre | 1 | 2 | 3 | 4 | 5=(3-4) | 6 | 7=(4-6) | 8=(3-6) | 9 | 10 | 11=(6-10) |
| 10000 | ESTATAL | 4,903,158,233 | 58,325,204 | 4,961,483,437 | 4,506,934,636 | 454,548,801 | 4,456,493,784 | 50,440,852 | 504,989,653 | 4,393,317,654 | 4,377,313,689 | 79,180,096 |
| 20000 | FEDERAL | 3,167,988,029 | (186,361,290) | 2,981,626,739 | 2,487,518,013 | 494,108,726 | 2,474,303,170 | 13,214,843 | 507,323,568 | 2,314,552,916 | 2,296,710,628 | 177,592,543 |
| 30000 | MUNICIPAL | 0 | 5,823,434 | 5,823,434 | 4,551,678 | 1,271,756 | 0 | 4,551,678 | 5,823,434 | 0 | 0 | 0 |
| 40000 | OTROS | 0 | 1,637,452 | 1,637,452 | 48,305 | 1,589,147 | 48,305 | 0 | 1,589,147 | 27,144 | 27,144 | 21,161 |
| | T O T A L E S | 8,071,146,262 | (120,575,200) | 7,950,571,062 | 6,999,052,632 | 951,518,430 | 6,930,845,259 | 68,207,373 | 1,019,725,802 | 6,707,897,714 | 6,674,051,460 | 256,793,799 |

**Estado Sobre el Ejercicio del Presupuesto por: Fuente de Financiamiento al 31 de Marzo de 2012.**

| Codificación | Ejercicio del Presupuesto | Presupuesto de Egresos Aprobado | Ampliaciones / (Reducciónes) | Presupuesto Vigente | Comprometido | Presupuesto Disponible para Comprometer | Devengado | Comprometido no Devengado | Presupuesto sin Devengar | Ejercido | Pagado | Cuentas por Pagar (Deuda) |
|---|---|---|---|---|---|---|---|---|---|---|---|---|
| | Nombre | 1 | 2 | 3 | 4 | 5=(3-4) | 6 | 7=(4-6) | 8=(3-6) | 9 | 10 | 11=(6-10) |
| **10000** | **ESTATAL** | **4,903,158,233** | **58,325,204** | **4,961,483,437** | **4,506,934,636** | **454,548,801** | **4,456,493,784** | **50,440,852** | **504,989,653** | **4,393,317,654** | **4,377,313,689** | **79,180,096** |
| 10100 | PODERES Y AUTÓNOMOS | 269,994,898 | 0 | 269,994,898 | 269,994,898 | 0 | 269,994,898 | 0 | 0 | 269,994,898 | 269,994,898 | 0 |
| 10200 | GASTOS DE OPERACIÓN | 477,330,547 | 185,567,718 | 662,898,265 | 538,334,476 | 124,563,789 | 492,012,081 | 46,322,395 | 170,886,184 | 436,222,580 | 427,081,683 | 64,930,398 |
| 10300 | GASTO DE INVERSIÓN | 4,155,832,788 | (127,242,514) | 4,028,590,274 | 3,698,605,262 | 329,985,012 | 3,694,486,805 | 4,118,457 | 334,103,469 | 3,687,100,175 | 3,680,237,108 | 14,249,697 |
| **20000** | **FEDERAL** | **3,167,988,029** | **(186,361,290)** | **2,981,626,739** | **2,487,518,013** | **494,108,726** | **2,474,303,170** | **13,214,843** | **507,323,568** | **2,314,552,916** | **2,296,710,628** | **177,592,543** |
| 20100 | RAMO 33 | 2,570,008,041 | (187,219,913) | 2,382,788,128 | 2,014,962,362 | 367,825,766 | 2,001,747,520 | 13,214,843 | 381,040,608 | 1,845,667,390 | 1,827,825,102 | 173,922,418 |
| 20300 | RAMO 23 | 167,884,760 | (82,135,840) | 85,748,920 | 0 | 85,748,920 | 0 | 0 | 85,748,920 | 0 | 0 | 0 |
| 20500 | PROGRAMAS FEDERALES NO REGULARIZABLES | 36,162,854 | 23,821,811 | 59,984,665 | 56,484,664 | 3,500,001 | 56,484,664 | 0 | 3,500,001 | 56,484,664 | 56,484,664 | 0 |
| 20600 | PROGRAMAS FEDERALES REGULARIZABLES | 393,932,374 | 58,389,597 | 452,321,971 | 415,287,932 | 37,034,039 | 415,287,932 | 0 | 37,034,039 | 411,617,807 | 411,617,807 | 3,670,125 |
| 20700 | RETENCIONES 5 AL MILLAR | 0 | 783,055 | 783,055 | 783,055 | 0 | 783,055 | 0 | 0 | 783,055 | 783,055 | 0 |
| **30000** | **MUNICIPAL** | **0** | **5,823,434** | **5,823,434** | **4,551,678** | **1,271,756** | **0** | **4,551,678** | **5,823,434** | **0** | **0** | **0** |
| 30100 | CONTRIBUCIÓN DE MEJORAS | 0 | 5,823,434 | 5,823,434 | 4,551,678 | 1,271,756 | 0 | 4,551,678 | 5,823,434 | 0 | 0 | 0 |
| **40000** | **OTROS** | **0** | **1,718,837** | **1,718,837** | **96,610** | **1,622,227** | **96,610** | **0** | **1,622,227** | **54,288** | **54,288** | **42,322** |
| 40100 | RENDIMIENTOS | 0 | 81,384 | 81,384 | 48,305 | 33,079 | 48,305 | 0 | 33,079 | 27,144 | 27,144 | 21,161 |
| 40200 | DEPOSITOS VARIOS | 0 | 1,637,452 | 1,637,452 | 48,305 | 1,589,147 | 48,305 | 0 | 1,589,147 | 27,144 | 27,144 | 21,161 |
| 40300 | RENDIMIENTOS 2012 | 0 | 0 | 0 | 0 | 0 | 0 | 0 | 0 | 0 | 0 | 0 |
| | **T O T A L E S** | **8,071,146,262** | **(120,493,815)** | **7,950,652,446** | **6,999,100,937** | **951,551,509** | **6,930,893,564** | **68,207,373** | **1,019,758,882** | **6,707,924,858** | **6,674,078,604** | **256,814,960** |

**Estado Sobre el Ejercicio del Presupuesto por: Fuente de Financiamiento / Estatal al 31 de Marzo de 2012.**

| Codificación | Ejercicio del Presupuesto | Presupuesto de Egresos Aprobado | Ampliaciones / (Reducciónes) | Presupuesto Vigente | Comprometido | Presupuesto Disponible para Comprometer | Devengado | Comprometido no Devengado | Presupuesto sin Devengar | Ejercido | Pagado | Cuentas por Pagar (Deuda) |
|---|---|---|---|---|---|---|---|---|---|---|---|---|
| | Nombre | 1 | 2 | 3 | 4 | 5=(3-4) | 6 | 7=(4-6) | 8=(3-6) | 9 | 10 | 11=(6-10) |
| **10000** | **ESTATAL** | **4,903,158,233** | **58,325,204** | **4,961,483,437** | **4,506,934,636** | **454,548,801** | **4,456,493,784** | **50,440,852** | **504,989,653** | **4,393,317,654** | **4,377,313,689** | **79,180,096** |
| **10100** | **PODERES Y AUTÓNOMOS** | **269,994,898** | **0** | **269,994,898** | **269,994,898** | **0** | **269,994,898** | **0** | **0** | **269,994,898** | **269,994,898** | **0** |
| 10101 | PODER LEGISLATIVO | 96,053,314 | 0 | 96,053,314 | 96,053,314 | 0 | 96,053,314 | 0 | 0 | 96,053,314 | 96,053,314 | 0 |
| 10102 | PODER JUDICIAL | 68,493,914 | 0 | 68,493,914 | 68,493,914 | 0 | 68,493,914 | 0 | 0 | 68,493,914 | 68,493,914 | 0 |
| 10103 | AUTONOMOS | 105,447,670 | 0 | 105,447,670 | 105,447,670 | 0 | 105,447,670 | 0 | 0 | 105,447,670 | 105,447,670 | 0 |
| **10200** | **GASTOS DE OPERACIÓN** | **477,330,547** | **185,567,718** | **662,898,265** | **538,334,476** | **124,563,789** | **492,012,081** | **46,322,395** | **170,886,184** | **436,222,580** | **427,081,683** | **64,930,398** |
| 10201 | CAPITULO 1000 | 349,054,227 | 143,419,697 | 492,473,924 | 435,764,227 | 56,709,697 | 393,402,333 | 42,361,894 | 99,071,591 | 350,342,158 | 341,201,260 | 52,201,073 |
| 10202 | CAPITULO 2000 Y 3000 | 128,276,320 | 42,148,021 | 170,424,341 | 102,570,249 | 67,854,092 | 98,609,748 | 3,960,501 | 71,814,593 | 85,880,422 | 85,880,422 | 12,729,325 |
| **10300** | **GASTO DE INVERSIÓN** | **4,155,832,788** | **(127,242,514)** | **4,028,590,274** | **3,698,605,262** | **329,985,012** | **3,694,486,805** | **4,118,457** | **334,103,469** | **3,687,100,175** | **3,680,237,108** | **14,249,697** |
| 10301 | TRANSFERENCIAS Y SUBSIDIOS | 521,094,020 | 54,515,905 | 575,609,925 | 460,622,672 | 114,987,253 | 459,668,105 | 954,568 | 115,941,820 | 453,086,021 | 452,584,521 | 7,083,584 |
| 10302 | BIENES MUEBLES E INMUEBLES | 0 | 149,215,421 | 149,215,421 | 148,961,602 | 253,819 | 148,961,602 | 0 | 253,819 | 148,961,602 | 148,961,602 | 0 |
| 10303 | PROGRAMA ESTATAL DE OBRA | 5,673,103 | 3,027,029 | 8,700,132 | 6,668,295 | 2,031,837 | 6,668,295 | 0 | 2,031,837 | 6,531,416 | 6,531,416 | 136,879 |
| 10304 | INVERSIONES FINANCIERAS | 369,825,358 | (334,315,893) | 35,509,465 | 0 | 35,509,465 | 0 | 0 | 35,509,465 | 0 | 0 | 0 |
| 10305 | PARTICIPACIONES A MUNICIPIOS | 519,368,979 | (7,389,328) | 511,979,651 | 511,979,651 | 0 | 511,979,651 | 0 | 0 | 511,979,651 | 511,979,651 | 0 |
| 10306 | DEUDA PUBLICA | 416,010,605 | (67,528,981) | 348,481,624 | 348,476,570 | 5,053 | 348,476,570 | 0 | 5,053 | 348,476,570 | 348,476,570 | 0 |
| 10307 | PROGRAMA 3 X 1 | 0 | 0 | 0 | 0 | 0 | 0 | 0 | 0 | 0 | 0 | 0 |
| 10308 | APORTACION ESTATAL CON SEG PUB | 12,002,856 | 0 | 12,002,856 | 0 | 12,002,856 | 0 | 0 | 12,002,856 | 0 | 0 | 0 |
| 10309 | EDUCACION ESTATAL | 793,745,262 | (78,100,000) | 715,645,262 | 550,450,533 | 165,194,729 | 547,286,644 | 3,163,889 | 168,358,618 | 546,618,976 | 540,257,409 | 7,029,235 |
| 10310 | EMPRESTITO BANORTE | 1,518,112,605 | (184,723,604) | 1,333,389,001 | 1,333,389,000 | 1 | 1,333,389,000 | 0 | 1 | 1,333,389,000 | 1,333,389,000 | 0 |
| 10311 | EMPRESTITO BBVABANCOMER | 0 | 141,723,604 | 141,723,604 | 141,723,604 | 0 | 141,723,604 | 0 | 0 | 141,723,604 | 141,723,604 | 0 |
| 10312 | EMPRESTITO BANOBRAS | 0 | 196,333,333 | 196,333,333 | 196,333,333 | 0 | 196,333,333 | 0 | 0 | 196,333,333 | 196,333,333 | 0 |
| | **T O T A L E S** | **4,903,158,233** | **58,325,204** | **4,961,483,437** | **4,506,934,636** | **454,548,801** | **4,456,493,784** | **50,440,852** | **504,989,653** | **4,393,317,654** | **4,377,313,689** | **79,180,096** |

**Estado Sobre el Ejercicio del Presupuesto por: Fuente de Financiamiento / Federal / Ramo General 33 al 31 de Marzo de 2012.**

| Codificación | Ejercicio del Presupuesto | Presupuesto de Egresos Aprobado | Ampliaciones / (Reducciónes) | Presupuesto Vigente | Comprometido | Presupuesto Disponible para Comprometer | Devengado | Comprometido no Devengado | Presupuesto sin Devengar | Ejercido | Pagado | Cuentas por Pagar (Deuda) |
|---|---|---|---|---|---|---|---|---|---|---|---|---|
| | Nombre | 1 | 2 | 3 | 4 | 5=(3-4) | 6 | 7=(4-6) | 8=(3-6) | 9 | 10 | 11=(6-10) |
| **20000** | **FEDERAL** | **3,167,988,029** | **(186,361,290)** | **2,981,626,739** | **2,487,518,013** | **494,108,726** | **2,474,303,170** | **13,214,843** | **507,323,568** | **2,314,552,916** | **2,296,710,628** | **177,592,543** |
| **20100** | **RAMO 33** | **2,570,008,041** | **(187,219,913)** | **2,382,788,128** | **2,014,962,362** | **367,825,766** | **2,001,747,520** | **13,214,843** | **381,040,608** | **1,845,667,390** | **1,827,825,102** | **173,922,418** |
| 20101 | FAEB | 1,463,811,214 | 0 | 1,463,811,214 | 1,233,740,144 | 230,071,070 | 1,225,212,876 | 8,527,268 | 238,598,338 | 1,217,281,131 | 1,217,281,131 | 7,931,745 |
| 20102 | FASSA | 310,491,144 | 36,162,853 | 346,653,997 | 346,450,701 | 203,296 | 346,450,701 | 0 | 203,296 | 346,450,701 | 346,450,701 | 0 |
| 20103 | FISE | 52,970,008 | (27,085,063) | 25,884,945 | 0 | 25,884,945 | 0 | 0 | 25,884,945 | 0 | 0 | 0 |
| 20104 | FISM | 393,430,066 | (205,742,869) | 187,687,197 | 187,687,197 | 0 | 187,687,197 | 0 | 0 | 126,016,608 | 126,016,608 | 61,670,589 |
| 20105 | FORTAMUN | 165,534,837 | 929,901 | 166,464,738 | 166,464,738 | 0 | 166,464,738 | 0 | 0 | 110,986,492 | 110,986,492 | 55,478,246 |
| 20106 | FAM ASISTENCIA | 34,602,943 | (7,839,511) | 26,763,432 | 17,842,288 | 8,921,144 | 17,842,288 | 0 | 8,921,144 | 17,842,288 | 0 | 17,842,288 |
| 20107 | FAM INFRAESTRUCTURA BASICA | 7,115,580 | 14,462,713 | 21,578,293 | 21,578,293 | 0 | 21,578,293 | 0 | 0 | 0 | 0 | 21,578,293 |
| 20108 | FAM INFRAESTRUCTURA SUPERIOR | 17,645,859 | 1,196,655 | 18,842,514 | 9,421,257 | 9,421,257 | 9,421,257 | 0 | 9,421,257 | 0 | 0 | 9,421,257 |
| 20109 | FAETA CONALEP | 7,896,791 | 689,603 | 8,586,394 | 8,111,678 | 474,716 | 8,111,678 | 0 | 474,716 | 8,111,678 | 8,111,678 | 0 |
| 20110 | FAETA INEA | 14,501,034 | 5,805 | 14,506,839 | 13,398,509 | 1,108,330 | 13,398,509 | 0 | 1,108,330 | 13,398,509 | 13,398,509 | 0 |
| 20111 | FASP | 36,008,568 | 0 | 36,008,568 | 0 | 36,008,568 | 0 | 0 | 36,008,568 | 0 | 0 | 0 |
| 20112 | FAFEF | 65,999,997 | 0 | 65,999,997 | 10,267,558 | 55,732,439 | 5,579,983 | 4,687,575 | 60,420,014 | 5,579,983 | 5,579,983 | 0 |
| | **Total Hoja 1/5** | **2,570,008,041** | **(187,219,913)** | **2,382,788,128** | **2,014,962,362** | **367,825,766** | **2,001,747,520** | **13,214,843** | **381,040,608** | **1,845,667,390** | **1,827,825,102** | **173,922,418** |

**Estado Sobre el Ejercicio del Presupuesto por: Fuente de Financiamiento / Federal / Ramo General 23 al 31 de Marzo de 2012.**

| Codificación | Ejercicio del Presupuesto | Presupuesto de Egresos Aprobado | Ampliaciones / (Reducciónes) | Presupuesto Vigente | Comprometido | Presupuesto Disponible para Comprometer | Devengado | Comprometido no Devengado | Presupuesto sin Devengar | Ejercido | Pagado | Cuentas por Pagar (Deuda) |
|---|---|---|---|---|---|---|---|---|---|---|---|---|
| | Nombre | 1 | 2 | 3 | 4 | 5=(3-4) | 6 | 7=(4-6) | 8=(3-6) | 9 | 10 | 11=(6-10) |
| **20300** | **RAMO 23** | **167,884,760** | **(82,135,840)** | **85,748,920** | **0** | **85,748,920** | **0** | **0** | **85,748,920** | **0** | **0** | **0** |
| 20301 | FONREGION | 56,517,800 | 0 | 56,517,800 | 0 | 56,517,800 | 0 | 0 | 56,517,800 | 0 | 0 | 0 |
| 20304 | FONDO DE MODERNIZACION DE CATASTRO Y REGISTROS PUBLICOS | 0 | 0 | 0 | 0 | 0 | 0 | 0 | 0 | 0 | 0 | 0 |
| 20307 | FONDO DE APOYO A MIGRANTES | 0 | 24,231,120 | 24,231,120 | 0 | 24,231,120 | 0 | 0 | 24,231,120 | 0 | 0 | 0 |
| 20309 | FONDO DE DESARROLLO SUSTENTABLE | 111,366,960 | (111,366,960) | 0 | 0 | 0 | 0 | 0 | 0 | 0 | 0 | 0 |
| 20310 | FONDO METROPOLITANO | 0 | 0 | 0 | 0 | 0 | 0 | 0 | 0 | 0 | 0 | 0 |
| 20311 | FONDO PARA LA ACCESIBILIDAD EN EL TRANSPORTE PUBLICO | 0 | 0 | 0 | 0 | 0 | 0 | 0 | 0 | 0 | 0 | 0 |
| 20312 | FONDO DE PAVIMENTACION Y ESPACIOS DEPORTIVOS | 0 | 0 | 0 | 0 | 0 | 0 | 0 | 0 | 0 | 0 | 0 |
| 20315 | PROGRAMAS REGIONALES D | 0 | 5,000,000 | 5,000,000 | 0 | 5,000,000 | 0 | 0 | 5,000,000 | 0 | 0 | 0 |
| | **Total Hoja 2/5** | **167,884,760** | **(82,135,840)** | **85,748,920** | **0** | **85,748,920** | **0** | **0** | **85,748,920** | **0** | **0** | **0** |

**Estado Sobre el Ejercicio del Presupuesto por: Fuente de Financiamiento / Federal / Programas Federales No Regularizables al 31 de Marzo de 2012.**

| Codificación | Ejercicio del Presupuesto | Presupuesto de Egresos Aprobado | Ampliaciones / (Reducciónes) | Presupuesto Vigente | Comprometido | Presupuesto Disponible para Comprometer | Devengado | Comprometido no Devengado | Presupuesto sin Devengar | Ejercido | Pagado | Cuentas por Pagar (Deuda) |
|---|---|---|---|---|---|---|---|---|---|---|---|---|
| | Nombre | 1 | 2 | 3 | 4 | 5=(3-4) | 6 | 7=(4-6) | 8=(3-6) | 9 | 10 | 11=(6-10) |
| **20500** | **PROGRAMAS FEDERALES NO REGULARIZABLES** | **36,162,854** | **23,821,811** | **59,984,665** | **56,484,664** | **3,500,001** | **56,484,664** | **0** | **3,500,001** | **56,484,664** | **56,484,664** | **0** |
| 20501 | SALUD CONSTRUCCION DE HOSPITALES | 36,162,854 | (36,162,853) | 1 | 0 | 1 | 0 | 0 | 1 | 0 | 0 | 0 |
| 20521 | SECOP CONVENIO INAH | 0 | 3,500,000 | 3,500,000 | 0 | 3,500,000 | 0 | 0 | 3,500,000 | 0 | 0 | 0 |
| 20540 | EDUCACION ESTIMULOS A LA CALIDAD | 0 | 1,173 | 1,173 | 1,173 | 0 | 1,173 | 0 | 0 | 1,173 | 1,173 | 0 |
| 20541 | EDUCACION RAMO 11 | 0 | 45,000,000 | 45,000,000 | 45,000,000 | 0 | 45,000,000 | 0 | 0 | 45,000,000 | 45,000,000 | 0 |
| 20573 | SALUD FOROSS | 0 | 11,483,491 | 11,483,491 | 11,483,491 | 0 | 11,483,491 | 0 | 0 | 11,483,491 | 11,483,491 | 0 |
| | **Total Hoja 3/5** | **36,162,854** | **23,821,811** | **59,984,665** | **56,484,664** | **3,500,001** | **56,484,664** | **0** | **3,500,001** | **56,484,664** | **56,484,664** | **0** |

**Estado Sobre el Ejercicio del Presupuesto por: Fuente de Financiamiento / Federal / Programas Federales Regularizables al 31 de Marzo de 2012.**

| Codificación | Ejercicio del Presupuesto | Presupuesto de Egresos Aprobado | Ampliaciones / (Reducciónes) | Presupuesto Vigente | Comprometido | Presupuesto Disponible para Comprometer | Devengado | Comprometido no Devengado | Presupuesto sin Devengar | Ejercido | Pagado | Cuentas por Pagar (Deuda) |
|---|---|---|---|---|---|---|---|---|---|---|---|---|
| | Nombre | 1 | 2 | 3 | 4 | 5=(3-4) | 6 | 7=(4-6) | 8=(3-6) | 9 | 10 | 11=(6-10) |
| **20600** | **PROGRAMAS FEDERALES REGULARIZABLES** | **393,932,374** | **58,389,597** | **452,321,971** | **415,287,932** | **37,034,039** | **415,287,932** | **0** | **37,034,039** | **411,617,807** | **411,617,807** | **3,670,125** |
| 20601 | UAZ | 303,480,000 | 0 | 303,480,000 | 303,480,000 | 0 | 303,480,000 | 0 | 0 | 303,480,000 | 303,480,000 | 0 |
| 20603 | SEGURO POPULAR OPORTUNIDADES PROG VARIOS DE SALUD | 0 | 15,714,466 | 15,714,466 | 15,714,466 | 0 | 15,714,466 | 0 | 0 | 12,044,341 | 12,044,341 | 3,670,125 |
| 20604 | UPZ | 4,167,817 | 1,422,183 | 5,590,000 | 5,590,000 | 0 | 5,590,000 | 0 | 0 | 5,590,000 | 5,590,000 | 0 |
| 20605 | UP DEL SUR DE ZACATECAS | 1,537,619 | 47,827 | 1,585,446 | 1,365,000 | 220,446 | 1,365,000 | 0 | 220,446 | 1,365,000 | 1,365,000 | 0 |
| 20606 | COBAEZ | 33,626,740 | 20,846,831 | 54,473,571 | 54,473,571 | 0 | 54,473,571 | 0 | 0 | 54,473,571 | 54,473,571 | 0 |
| 20610 | ODES FEDERALES | 36,813,593 | 0 | 36,813,593 | 0 | 36,813,593 | 0 | 0 | 36,813,593 | 0 | 0 | 0 |
| 20611 | CECYTEZ | 14,306,605 | 20,358,290 | 34,664,895 | 34,664,895 | 0 | 34,664,895 | 0 | 0 | 34,664,895 | 34,664,895 | 0 |
| | **Total Hoja 4/5** | **393,932,374** | **58,389,597** | **452,321,971** | **415,287,932** | **37,034,039** | **415,287,932** | **0** | **37,034,039** | **411,617,807** | **411,617,807** | **3,670,125** |

**Estado Sobre el Ejercicio del Presupuesto por: Fuente de Financiamiento / Federales / Retenciones 5 al Millar al 31 de Marzo de 2012.**

| Codificación | Ejercicio del Presupuesto | Presupuesto de Egresos Aprobado | Ampliaciones / (Reducciónes) | Presupuesto Vigente | Comprometido | Presupuesto Disponible para Comprometer | Devengado | Comprometido no Devengado | Presupuesto sin Devengar | Ejercido | Pagado | Cuentas por Pagar (Deuda) |
|---|---|---|---|---|---|---|---|---|---|---|---|---|
| | Nombre | 1 | 2 | 3 | 4 | 5=(3-4) | 6 | 7=(4-6) | 8=(3-6) | 9 | 10 | 11=(6-10) |
| **20700** | **RETENCIONES 5 AL MILLAR** | **0** | **783,055** | **783,055** | **783,055** | **0** | **783,055** | **0** | **0** | **783,055** | **783,055** | **0** |
| 20701 | RETENCION 5 AL MILLAR PROGRAMAS VARIOS | 0 | 783,055 | 783,055 | 783,055 | 0 | 783,055 | 0 | 0 | 783,055 | 783,055 | 0 |
| | **Total Hoja 5/5** | **0** | **783,055** | **783,055** | **783,055** | **0** | **783,055** | **0** | **0** | **783,055** | **783,055** | **0** |
| | **T O T A L E S** | **3,167,988,029** | **(186,361,290)** | **2,981,626,739** | **2,487,518,013** | **494,108,726** | **2,474,303,170** | **13,214,843** | **507,323,568** | **2,314,552,916** | **2,296,710,628** | **177,592,543** |

**Estado Sobre el Ejercicio del Presupuesto por: Fuente de Financiamiento / Municipal al 31 de Marzo de 2012.**

| Codificación | Ejercicio del Presupuesto | Presupuesto de Egresos Aprobado | Ampliaciones / (Reducciónes) | Presupuesto Vigente | Comprometido | Presupuesto Disponible para Comprometer | Devengado | Comprometido no Devengado | Presupuesto sin Devengar | Ejercido | Pagado | Cuentas por Pagar (Deuda) |
|---|---|---|---|---|---|---|---|---|---|---|---|---|
| | Nombre | 1 | 2 | 3 | 4 | 5=(3-4) | 6 | 7=(4-6) | 8=(3-6) | 9 | 10 | 11=(6-10) |
| **30000** | **MUNICIPAL** | **0** | **5,823,434** | **5,823,434** | **4,551,678** | **1,271,756** | **0** | **4,551,678** | **5,823,434** | **0** | **0** | **0** |
| **30100** | **CONTRIBUCIÓN DE MEJORAS** | **0** | **5,823,434** | **5,823,434** | **4,551,678** | **1,271,756** | **0** | **4,551,678** | **5,823,434** | **0** | **0** | **0** |
| 30102 | SECOP APORTACION MUNICIPAL | 0 | 1,271,756 | 1,271,756 | 0 | 1,271,756 | 0 | 0 | 1,271,756 | 0 | 0 | 0 |
| 30107 | CEAPA APAZU APORTACION MUNICIPAL | 0 | 4,551,678 | 4,551,678 | 4,551,678 | 0 | 0 | 4,551,678 | 4,551,678 | 0 | 0 | 0 |
| | **T O T A L E S** | **0** | **5,823,434** | **5,823,434** | **4,551,678** | **1,271,756** | **0** | **4,551,678** | **5,823,434** | **0** | **0** | **0** |

**Estado Sobre el Ejercicio del Presupuesto por: Fuente de Financiamiento / Otros al 31 de Marzo de 2012.**

| Codificación | Ejercicio del Presupuesto | Presupuesto de Egresos Aprobado | Ampliaciones / (Reducciónes) | Presupuesto Vigente | Comprometido | Presupuesto Disponible para Comprometer | Devengado | Comprometido no Devengado | Presupuesto sin Devengar | Ejercido | Pagado | Cuentas por Pagar (Deuda) |
|---|---|---|---|---|---|---|---|---|---|---|---|---|
| | Nombre | 1 | 2 | 3 | 4 | 5=(3-4) | 6 | 7=(4-6) | 8=(3-6) | 9 | 10 | 11=(6-10) |
| **40000** | **OTROS** | **0** | **1,637,452** | **1,637,452** | **48,305** | **1,589,147** | **48,305** | **0** | **1,589,147** | **27,144** | **27,144** | **21,161** |
| **40200** | **DEPOSITOS VARIOS** | **0** | **1,637,452** | **1,637,452** | **48,305** | **1,589,147** | **48,305** | **0** | **1,589,147** | **27,144** | **27,144** | **21,161** |
| 40204 | DEPOSITOS OFICIALIA | 0 | 81,384 | 81,384 | 48,305 | 33,079 | 48,305 | 0 | 33,079 | 27,144 | 27,144 | 21,161 |
| 40206 | SEDEZAC APORTACIONES | 0 | 1,548,100 | 1,548,100 | 0 | 1,548,100 | 0 | 0 | 1,548,100 | 0 | 0 | 0 |
| 40215 | DEPOSITOS IFP | 0 | 7,968 | 7,968 | 0 | 7,968 | 0 | 0 | 7,968 | 0 | 0 | 0 |
| | **T O T A L E S** | **0** | **1,637,452** | **1,637,452** | **48,305** | **1,589,147** | **48,305** | **0** | **1,589,147** | **27,144** | **27,144** | **21,161** |

**Estado Sobre el Ejercicio del Presupuesto por: Poder Ejecutivo / Ente Público / Fuente de Financiamiento al 31 de Marzo de 2012.**

| | Codificación | Ejercicio del Presupuesto | Presupuesto de Egresos Aprobado | Ampliaciones / (Reducciónes) | Presupuesto Vigente | Comprometido | Presupuesto Disponible para Comprometer | Devengado | Comprometido no Devengado | Presupuesto sin Devengar | Ejercido | Pagado | Cuentas por Pagar (Deuda) |
|---|---|---|---|---|---|---|---|---|---|---|---|---|---|
| | | Nombre | 1 | 2 | 3 | 4 | 5=(3-4) | 6 | 7=(4-6) | 8=(3-6) | 9 | 10 | 11=(6-10) |
| **1** | | **SECRETARÍA PARTICULAR** | **33,718,044** | **15,885,357** | **49,603,401** | **35,154,808** | **14,448,593** | **32,474,232** | **2,680,576** | **17,129,169** | **26,956,645** | **23,720,252** | **8,753,981** |
| | 10201 | CAPITULO 1000 | 13,980,147 | 10,388,157 | 24,368,304 | 22,032,646 | 2,335,658 | 19,766,931 | 2,265,714 | 4,601,373 | 17,907,608 | 14,671,214 | 5,095,717 |
| | 10202 | CAPITULO 2000 Y 3000 | 19.737.897 | 5.497.200 | 25.235.097 | 13.122.162 | 12.112.935 | 12.707.301 | 414.861 | 12.527.796 | 9.049.038 | 9.049.038 | 3.658.264 |
| **2** | | **SECRETARÍA GENERAL DE GOBIERNO** | **88,649,199** | **35,117,021** | **123,766,220** | **37,180,544** | **86,585,675** | **34,490,600** | **2,689,945** | **89,275,620** | **29,910,462** | **28,969,266** | **5,521,334** |
| | 10201 | CAPITULO 1000 | 25.532.171 | 7.789.349 | 33.321.520 | 28.880.397 | 4.441.124 | 26.383.534 | 2.496.863 | 6.937.987 | 23.045.054 | 22.103.858 | 4.279.676 |
| | 10202 | CAPITULO 2000 Y 3000 | 9,212,608 | 3,088,584 | 12,301,192 | 8,300,148 | 4,001,044 | 8,107,066 | 193,082 | 4,194,126 | 6,865,408 | 6,865,408 | 1,241,658 |
| | 10301 | TRANSFERENCIAS Y SUBSIDIOS | 5,892,996 | 0 | 5,892,996 | 0 | 5,892,996 | 0 | 0 | 5,892,996 | 0 | 0 | 0 |
| | 10308 | APORTACION ESTATAL CON SEG PUB | 12,002,856 | 0 | 12,002,856 | 0 | 12,002,856 | 0 | 0 | 12,002,856 | 0 | 0 | 0 |
| | 20111 | FASP | 36,008,568 | 0 | 36,008,568 | 0 | 36,008,568 | 0 | 0 | 36,008,568 | 0 | 0 | 0 |
| | 20307 | FONDO DE APOYO A MIGRANTES | 0 | 24,231,120 | 24,231,120 | 0 | 24,231,120 | 0 | 0 | 24,231,120 | 0 | 0 | 0 |
| | 40215 | DEPOSITOS IFP | 0 | 7,968 | 7,968 | 0 | 7,968 | 0 | 0 | 7,968 | 0 | 0 | 0 |
| **3** | | **SECRETARÍA DE FINANZAS** | **976,488,679** | **1,394,070,429** | **2,370,559,108** | **2,311,310,547** | **59,248,561** | **2,304,943,331** | **6,367,216** | **65,615,777** | **2,297,464,144** | **2,297,075,313** | **7,868,018** |
| | 10201 | CAPITULO 1000 | 34,985,517 | 33,894,542 | 68,880,059 | 64,736,270 | 4,143,789 | 59,921,636 | 4,814,634 | 8,958,423 | 55,627,756 | 55,474,388 | 4,447,248 |
| | 10202 | CAPITULO 2000 Y 3000 | 15,502,470 | 3,371,751 | 18,874,221 | 12,277,911 | 6,596,310 | 11,766,506 | 511,405 | 7,107,715 | 10,834,847 | 10,834,847 | 931,659 |
| | 10301 | TRANSFERENCIAS Y SUBSIDIOS | 140.164.729 | 9.511.257 | 149.675.986 | 136.935.860 | 12.740.125 | 135.894.683 | 1.041.177 | 13.781.303 | 133.641.035 | 133.405.571 | 2.489.112 |
| | 10302 | BIENES MUEBLES E INMUEBLES | 0 | 149,215,421 | 149,215,421 | 148,961,602 | 253,819 | 148,961,602 | 0 | 253,819 | 148,961,602 | 148,961,602 | 0 |
| | 10304 | INVERSIONES FINANCIERAS | 369,825,358 | (334,315,893) | 35,509,465 | 0 | 35,509,465 | 0 | 0 | 35,509,465 | 0 | 0 | 0 |
| | 10306 | DEUDA PUBLICA | 416.010.605 | (67.528.981) | 348.481.624 | 348.476.570 | 5.053 | 348.476.570 | 0 | 5.053 | 348.476.570 | 348.476.570 | 0 |
| | 10310 | EMPRESTITO BANORTE | 0 | 1,333,389,000 | 1,333,389,000 | 1,333,389,000 | 0 | 1,333,389,000 | 0 | 0 | 1,333,389,000 | 1,333,389,000 | 0 |
| | 10311 | EMPRESTITO BBVABANCOMER | 0 | 70,200,000 | 70,200,000 | 70,200,000 | 0 | 70,200,000 | 0 | 0 | 70,200,000 | 70,200,000 | 0 |
| | 10312 | EMPRESTITO BANOBRAS | 0 | 196.333.333 | 196.333.333 | 196.333.333 | 0 | 196.333.333 | 0 | 0 | 196.333.333 | 196.333.333 | 0 |
| | 20304 | FONDO DE MODERNIZACION DE CATASTRO Y REGISTROS PUBLICOS | 0 | 0 | 0 | 0 | 0 | 0 | 0 | 0 | 0 | 0 | 0 |
| | | **Total Hoja 1/5** | **1,098,855,922** | **1,445,072,807** | **2,543,928,729** | **2,383,645,900** | **160,282,829** | **2,371,908,163** | **11,737,737** | **172,020,566** | **2,354,331,252** | **2,349,764,830** | **22,143,332** |

**Estado Sobre el Ejercicio del Presupuesto por: Poder Ejecutivo / Ente Público / Fuente de Financiamiento al 31 de Marzo de 2012.**

| | Codificación | Ejercicio del Presupuesto | Presupuesto de Egresos Aprobado | Ampliaciones / (Reducciónes) | Presupuesto Vigente | Comprometido | Presupuesto Disponible para Comprometer | Devengado | Comprometido no Devengado | Presupuesto sin Devengar | Ejercido | Pagado | Cuentas por Pagar (Deuda) |
|---|---|---|---|---|---|---|---|---|---|---|---|---|---|
| | | Nombre | 1 | 2 | 3 | 4 | 5=(3-4) | 6 | 7=(4-6) | 8=(3-6) | 9 | 10 | 11=(6-10) |
| **4** | | **SECRETARÍA DE EDUCACIÓN Y CULTURA** | **2,257,556,476** | **(104,941,491)** | **2,152,614,985** | **1,757,349,186** | **395,265,799** | **1,745,658,029** | **11,691,157** | **406,956,956** | **1,737,058,617** | **1,730,697,050** | **14,960,980** |
| | 10309 | EDUCACION ESTATAL | 793,745,262 | (149,942,664) | 643,802,599 | 478,607,870 | 165,194,729 | 475,443,981 | 3,163,889 | 168,358,618 | 474,776,313 | 468,414,745 | 7,029,235 |
| | 20101 | FAEB | 1,463,811,214 | 0 | 1,463,811,214 | 1,233,740,144 | 230,071,070 | 1,225,212,876 | 8,527,268 | 238,598,338 | 1,217,281,131 | 1,217,281,131 | 7,931,745 |
| | 20540 | EDUCACION ESTIMULOS A LA CALIDAD | 0 | 1,173 | 1,173 | 1,173 | 0 | 1,173 | 0 | 0 | 1,173 | 1,173 | 0 |
| | 20541 | EDUCACION RAMO 11 | 0 | 45,000,000 | 45,000,000 | 45,000,000 | 0 | 45,000,000 | 0 | 0 | 45,000,000 | 45,000,000 | 0 |
| **5** | | **SECRETARÍA DE PLANEACIÓN Y DESARROLLO REGIONAL** | **127,790,388** | **(68,151,207)** | **59,639,181** | **26,673,572** | **32,965,610** | **24,841,552** | **1,832,019** | **34,797,629** | **23,061,402** | **22,800,190** | **2,041,362** |
| | 10201 | CAPITULO 1000 | 14,074,616 | 2,558,267 | 16,632,883 | 14,038,209 | 2,594,674 | 12,992,871 | 1,045,338 | 3,640,012 | 11,386,477 | 11,125,265 | 1,867,606 |
| | 10202 | CAPITULO 2000 Y 3000 | 2.962.818 | 6.375.589 | 9.338.407 | 7.635.362 | 1.703.045 | 6.848.681 | 786.681 | 2.489.726 | 6.674.925 | 6.674.925 | 173.757 |
| | 10301 | TRANSFERENCIAS Y SUBSIDIOS | 7,782,946 | 0 | 7,782,946 | 5,000,000 | 2,782,946 | 5,000,000 | 0 | 2,782,946 | 5,000,000 | 5,000,000 | 0 |
| | 20103 | FISE | 52,970,008 | (27,085,063) | 25,884,945 | 0 | 25,884,945 | 0 | 0 | 25,884,945 | 0 | 0 | 0 |
| | 20301 | FONREGION | 50,000,000 | (50,000,000) | 0 | 0 | 0 | 0 | 0 | 0 | 0 | 0 | 0 |
| **6** | | **SECRETARÍA DE OBRAS PÚBLICAS** | **96.708.623** | **26.352.832** | **123.061.455** | **40.143.695** | **82.917.760** | **37.965.318** | **2.178.377** | **85.096.137** | **35.434.292** | **35.191.066** | **2.774.251** |
| | 10201 | CAPITULO 1000 | 20,214,491 | 7,546,596 | 27,761,087 | 24,256,830 | 3,504,258 | 22,103,671 | 2,153,159 | 5,657,417 | 20,008,752 | 19,765,526 | 2,338,145 |
| | 10202 | CAPITULO 2000 Y 3000 | 6,421,030 | 4,007,451 | 10,428,481 | 5,351,117 | 5,077,364 | 5,325,898 | 25,218 | 5,102,582 | 5,026,670 | 5,026,670 | 299,228 |
| | 10303 | PROGRAMA ESTATAL DE OBRA | 2,073,103 | 3,027,029 | 5,100,132 | 4,955,766 | 144,366 | 4,955,766 | 0 | 144,366 | 4,818,887 | 4,818,887 | 136,879 |
| | 10310 | EMPRESTITO BANORTE | 43,000,000 | (43,000,000) | 0 | 0 | 0 | 0 | 0 | 0 | 0 | 0 | 0 |
| | 20112 | FAFEF | 24.999.999 | 0 | 24.999.999 | 5.579.983 | 19.420.016 | 5.579.983 | 0 | 19.420.016 | 5.579.983 | 5.579.983 | 0 |
| | 20301 | FONREGION | 0 | 50,000,000 | 50,000,000 | 0 | 50,000,000 | 0 | 0 | 50,000,000 | 0 | 0 | 0 |
| | 20521 | SECOP CONVENIO INAH | 0 | 3,500,000 | 3,500,000 | 0 | 3,500,000 | 0 | 0 | 3,500,000 | 0 | 0 | 0 |
| | 30102 | SECOP APORTACION MUNICIPAL | 0 | 1,271,756 | 1,271,756 | 0 | 1,271,756 | 0 | 0 | 1,271,756 | 0 | 0 | 0 |
| | | **Total Hoja 2/5** | **2,482,055,487** | **(146,739,865)** | **2,335,315,622** | **1,824,166,453** | **511,149,169** | **1,808,464,899** | **15,701,554** | **526,850,722** | **1,795,554,311** | **1,788,688,306** | **19,776,593** |

**Estado Sobre el Ejercicio del Presupuesto por: Poder Ejecutivo / Ente Público / Fuente de Financiamiento al 31 de Marzo de 2012.**

| | Codificación | Ejercicio del Presupuesto | Presupuesto de Egresos Aprobado | Ampliaciones / (Reducciónes) | Presupuesto Vigente | Comprometido | Presupuesto Disponible para Comprometer | Devengado | Comprometido no Devengado | Presupuesto sin Devengar | Ejercido | Pagado | Cuentas por Pagar (Deuda) |
|---|---|---|---|---|---|---|---|---|---|---|---|---|---|
| | | Nombre | 1 | 2 | 3 | 4 | 5=(3-4) | 6 | 7=(4-6) | 8=(3-6) | 9 | 10 | 11=(6-10) |
| **7** | | **SECRETARÍA DE DESARROLLO AGROPECUARIO** | **216,782,162** | **(98,231,804)** | **118,550,358** | **85,745,534** | **32,804,824** | **84,729,054** | **1,016,480** | **33,821,304** | **82,518,384** | **81,679,094** | **3,049,960** |
| | 10201 | CAPITULO 1000 | 14,738,903 | 8,933,047 | 23,671,950 | 20,600,749 | 3,071,201 | 19,609,377 | 991,372 | 4,062,574 | 17,601,474 | 17,028,220 | 2,581,156 |
| | 10202 | CAPITULO 2000 Y 3000 | 3,189,524 | 4,202,108 | 7,391,632 | 5,517,910 | 1,873,723 | 5,492,802 | 25,108 | 1,898,831 | 5,290,035 | 5,290,035 | 202,767 |
| | 10301 | TRANSFERENCIAS Y SUBSIDIOS | 78,986,776 | 0 | 78,986,776 | 59,626,875 | 19,359,901 | 59,626,875 | 0 | 19,359,901 | 59,626,875 | 59,360,839 | 266,036 |
| | 20112 | FAFEF | 8,499,999 | 0 | 8,499,999 | 0 | 8,499,999 | 0 | 0 | 8,499,999 | 0 | 0 | 0 |
| | 20309 | FONDO DE DESARROLLO SUSTENTABLE | 111,366,960 | (111,366,960) | 0 | 0 | 0 | 0 | 0 | 0 | 0 | 0 | 0 |
| **8** | | **SECRETARÍA DE DESARROLLO ECONÓMICO** | **38,074,842** | **12,879,906** | **50,954,748** | **25,028,296** | **25,926,452** | **19,389,320** | **5,638,976** | **31,565,428** | **17,762,464** | **17,329,689** | **2,059,631** |
| | 10201 | CAPITULO 1000 | 8.696.082 | 3.575.686 | 12.271.768 | 10.470.125 | 1.801.643 | 10.039.482 | 430.643 | 2.232.286 | 8.964.099 | 8.531.323 | 1.508.159 |
| | 10202 | CAPITULO 2000 Y 3000 | 6,480,010 | 4,354,420 | 10,834,430 | 7,230,841 | 3,603,589 | 6,710,083 | 520,758 | 4,124,347 | 6,241,991 | 6,241,991 | 468,091 |
| | 10301 | TRANSFERENCIAS Y SUBSIDIOS | 10,398,749 | 3,401,700 | 13,800,449 | 2,639,755 | 11,160,694 | 2,639,755 | 0 | 11,160,694 | 2,556,374 | 2,556,374 | 83,381 |
| | 20112 | FAFEF | 12,500,001 | 0 | 12,500,001 | 4,687,575 | 7,812,426 | 0 | 4,687,575 | 12,500,001 | 0 | 0 | 0 |
| | 40206 | SEDEZAC APORTACIONES | 0 | 1,548,100 | 1,548,100 | 0 | 1,548,100 | 0 | 0 | 1,548,100 | 0 | 0 | 0 |
| **9** | | **SECRETARÍA DE TURISMO** | **22,181,313** | **2,940,158** | **25,121,471** | **13,296,568** | **11,824,903** | **13,051,255** | **245,313** | **12,070,216** | **10,558,345** | **10,371,147** | **2,680,108** |
| | 10201 | CAPITULO 1000 | 7,264,279 | 2,940,158 | 10,204,437 | 7,023,693 | 3,180,744 | 6,761,772 | 261,921 | 3,442,665 | 5,925,263 | 5,738,065 | 1,023,707 |
| | 10202 | CAPITULO 2000 Y 3000 | 1,925,753 | 0 | 1,925,753 | 944,263 | 981,490 | 871,044 | 73,219 | 1,054,709 | 682,992 | 682,992 | 188,052 |
| | 10301 | TRANSFERENCIAS Y SUBSIDIOS | 12,991,281 | 0 | 12,991,281 | 5,328,612 | 7,662,669 | 5,418,438 | (89,827) | 7,572,843 | 3,950,090 | 3,950,090 | 1,468,349 |
| | | **Total Hoja 3/5** | **277,038,317** | **(82,411,741)** | **194,626,576** | **124,070,397** | **70,556,179** | **117,169,628** | **6,900,770** | **77,456,948** | **110,839,194** | **109,379,930** | **7,789,698** |

**Estado Sobre el Ejercicio del Presupuesto por: Poder Ejecutivo / Ente Público / Fuente de Financiamiento al 31 de Marzo de 2012.**

| Codificación | Ejercicio del Presupuesto | Presupuesto de Egresos Aprobado | Ampliaciones / (Reducciónes) | Presupuesto Vigente | Comprometido | Presupuesto Disponible para Comprometer | Devengado | Comprometido no Devengado | Presupuesto sin Devengar | Ejercido | Pagado | Cuentas por Pagar (Deuda) |
|---|---|---|---|---|---|---|---|---|---|---|---|---|
| | Nombre | 1 | 2 | 3 | 4 | 5=(3-4) | 6 | 7=(4-6) | 8=(3-6) | 9 | 10 | 11=(6-10) |
| **10** | **SECRETARÍA DE SEGURIDAD PÚBLICA** | **227,003,858** | **(26,226,444)** | **200,777,414** | **180,820,846** | **19,956,569** | **171,321,363** | **9,499,483** | **29,456,052** | **155,559,503** | **155,038,709** | **16,282,653** |
| 10201 | CAPITULO 1000 | 87,705,825 | 18,996,988 | 106,702,813 | 94,249,187 | 12,453,626 | 85,048,117 | 9,201,070 | 21,654,696 | 73,430,622 | 72,909,828 | 12,138,289 |
| 10202 | CAPITULO 2000 Y 3000 | 22,089,028 | 461,968 | 22,550,996 | 15,048,054 | 7,502,942 | 14,749,641 | 298,413 | 7,801,355 | 10,605,277 | 10,605,277 | 4,144,364 |
| 10301 | TRANSFERENCIAS Y SUBSIDIOS | 485,400 | (485,400) | 0 | 0 | 0 | 0 | 0 | 0 | 0 | 0 | 0 |
| 10310 | EMPRESTITO BANORTE | 116,723,605 | (116,723,604) | 1 | 0 | 1 | 0 | 0 | 1 | 0 | 0 | 0 |
| 10311 | EMPRESTITO BBVABANCOMER | 0 | 71,523,605 | 71,523,605 | 71,523,605 | 0 | 71,523,605 | 0 | 0 | 71,523,605 | 71,523,605 | 0 |
| **11** | **OFICIALÍA MAYOR DE GOBIERNO** | **1,412,251,765** | **(1,320,568,290)** | **91,683,475** | **66,325,700** | **25,357,775** | **62,047,001** | **4,278,699** | **29,636,474** | **58,697,900** | **56,788,280** | **5,258,721** |
| 10201 | CAPITULO 1000 | 31.153.300 | 26.960.376 | 58.113.676 | 50.074.860 | 8.038.816 | 46.409.810 | 3.665.050 | 11.703.866 | 43.549.512 | 41.639.892 | 4.769.918 |
| 10202 | CAPITULO 2000 Y 3000 | 22,709,465 | 10,778,950 | 33,488,415 | 16,202,535 | 17,285,879 | 15,588,886 | 613,650 | 17,899,529 | 15,121,244 | 15,121,244 | 467,642 |
| 10310 | EMPRESTITO BANORTE | 1,358,389,000 | (1,358,389,000) | 0 | 0 | 0 | 0 | 0 | 0 | 0 | 0 | 0 |
| 40204 | DEPOSITOS OFICIALIA | 0 | 81,384 | 81,384 | 48,305 | 33,079 | 48,305 | 0 | 33,079 | 27,144 | 27,144 | 21,161 |
| **12** | **PROCURADURÍA GENERAL DE JUSTICIA DEL ESTADO** | **80,300,264** | **15,170,842** | **95,471,106** | **85,852,445** | **9,618,661** | **71,987,390** | **13,865,055** | **23,483,717** | **62,443,129** | **62,133,664** | **9,853,725** |
| 10201 | CAPITULO 1000 | 66,031,136 | 15,170,842 | 81,201,978 | 76,822,618 | 4,379,360 | 63,389,181 | 13,433,437 | 17,812,797 | 54,712,334 | 54,402,869 | 8,986,312 |
| 10202 | CAPITULO 2000 Y 3000 | 14,269,128 | 0 | 14,269,128 | 9,029,827 | 5,239,301 | 8,598,209 | 431,618 | 5,670,919 | 7,730,796 | 7,730,796 | 867,413 |
| | **Total Hoja 4/5** | **1,719,555,887** | **(1,331,623,891)** | **387,931,996** | **332,998,991** | **54,933,005** | **305,355,753** | **27,643,238** | **82,576,243** | **276,700,533** | **273,960,654** | **31,395,099** |

**Estado Sobre el Ejercicio del Presupuesto por: Poder Ejecutivo / Ente Público / Fuente de Financiamiento al 31 de Marzo de 2012.**

| Codificación | Ejercicio del Presupuesto | Presupuesto de Egresos Aprobado | Ampliaciones / (Reducciónes) | Presupuesto Vigente | Comprometido | Presupuesto Disponible para Comprometer | Devengado | Comprometido no Devengado | Presupuesto sin Devengar | Ejercido | Pagado | Cuentas por Pagar (Deuda) |
|---|---|---|---|---|---|---|---|---|---|---|---|---|
| | Nombre | 1 | 2 | 3 | 4 | 5=(3-4) | 6 | 7=(4-6) | 8=(3-6) | 9 | 10 | 11=(6-10) |
| **13** | **CONTRALORÍA INTERNA** | **15,564,159** | **3,172,379** | **18,736,538** | **14,203,319** | **4,533,219** | **13,542,643** | **660,675** | **5,193,894** | **11,990,094** | **11,868,896** | **1,673,748** |
| 10201 | CAPITULO 1000 | 12,627,291 | 2,379,324 | 15,006,615 | 11,760,374 | 3,246,240 | 11,131,305 | 629,070 | 3,875,310 | 9,636,360 | 9,515,162 | 1,616,143 |
| 10202 | CAPITULO 2000 Y 3000 | 2,314,627 | 10,000 | 2,324,627 | 1,376,696 | 947,931 | 1,345,090 | 31,606 | 979,537 | 1,287,485 | 1,287,485 | 57,605 |
| 10301 | TRANSFERENCIAS Y SUBSIDIOS | 622.241 | 0 | 622.241 | 283.194 | 339.047 | 283.194 | 0 | 339.047 | 283.194 | 283.194 | 0 |
| 20701 | RETENCION 5 AL MILLAR PROGRAMAS VARIOS | 0 | 783,055 | 783,055 | 783,055 | 0 | 783,055 | 0 | 0 | 783,055 | 783,055 | 0 |
| **14** | **COORDINACIÓN GENERAL JURÍDICA** | **14,427,681** | **2,286,365** | **16,714,046** | **11,351,693** | **5,362,353** | **10,343,189** | **1,008,504** | **6,370,857** | **9,016,562** | **8,765,364** | **1,577,825** |
| 10201 | CAPITULO 1000 | 12,050,469 | 2,286,365 | 14,336,834 | 10,818,271 | 3,518,563 | 9,844,648 | 973,623 | 4,492,186 | 8,546,847 | 8,295,649 | 1,548,999 |
| 10202 | CAPITULO 2000 Y 3000 | 1.461.962 | 0 | 1.461.962 | 533.422 | 928.540 | 498.541 | 34.881 | 963.421 | 469.715 | 469.715 | 28.826 |
| 10301 | TRANSFERENCIAS Y SUBSIDIOS | 915,250 | 0 | 915,250 | 0 | 915,250 | 0 | 0 | 915,250 | 0 | 0 | 0 |
| | **Total Hoja 5/5** | **29,991,840** | **5,458,744** | **35,450,584** | **25,555,012** | **9,895,572** | **23,885,832** | **1,669,180** | **11,564,752** | **21,006,655** | **20,634,259** | **3,251,573** |
| | **T O T A L E S** | **5,607,497,453** | **(110,243,947)** | **5,497,253,506** | **4,690,436,752** | **806,816,754** | **4,626,784,275** | **63,652,477** | **870,469,231** | **4,558,431,945** | **4,542,427,980** | **84,356,295** |

**Estado Sobre el Ejercicio del Presupuesto por: Poderes y Organismos Autónomos / Ente Público / Fuente de Financiamiento al 31 de Marzo de 2012.**

| Codificación | Ejercicio del Presupuesto | Presupuesto de Egresos Aprobado | Ampliaciones / (Reducciónes) | Presupuesto Vigente | Comprometido | Presupuesto Disponible para Comprometer | Devengado | Comprometido no Devengado | Presupuesto sin Devengar | Ejercido | Pagado | Cuentas por Pagar (Deuda) |
|---|---|---|---|---|---|---|---|---|---|---|---|---|
| | Nombre | 1 | 2 | 3 | 4 | 5=(3-4) | 6 | 7=(4-6) | 8=(3-6) | 9 | 10 | 11=(6-10) |
| **21111** | **PODER LEGISLATIVO** | **96,053,314** | **0** | **96,053,314** | **96,053,314** | **0** | **96,053,314** | **0** | **0** | **96,053,314** | **96,053,314** | **0** |
| **21** | **Legislatura del Estado** | **74,624,682** | **0** | **74,624,682** | **74,624,682** | **0** | **74,624,682** | **0** | **0** | **74,624,682** | **74,624,682** | **0** |
| 10101 | PODER LEGISLATIVO | 74,624,682 | 0 | 74,624,682 | 74,624,682 | 0 | 74,624,682 | 0 | 0 | 74,624,682 | 74,624,682 | 0 |
| **22** | **Auditoría Superior del Estado** | **21,428,632** | **0** | **21,428,632** | **21,428,632** | **0** | **21,428,632** | **0** | **0** | **21,428,632** | **21,428,632** | **0** |
| 10101 | PODER LEGISLATIVO | 21,428,632 | 0 | 21,428,632 | 21,428,632 | 0 | 21,428,632 | 0 | 0 | 21,428,632 | 21,428,632 | 0 |
| 20518 | AUDITORIA PROFIS | 0 | 0 | 0 | 0 | 0 | 0 | 0 | 0 | 0 | 0 | 0 |
| **21113** | **PODER JUDICIAL** | **68,493,914** | **0** | **68,493,914** | **68,493,914** | **0** | **68,493,914** | **0** | **0** | **68,493,914** | **68,493,914** | **0** |
| **31** | **Tribunal Superior de Justicia** | **60.502.105** | **0** | **60.502.105** | **60.502.105** | **0** | **60.502.105** | **0** | **0** | **60.502.105** | **60.502.105** | **0** |
| 10102 | PODER JUDICIAL | 60,502,105 | 0 | 60,502,105 | 60,502,105 | 0 | 60,502,105 | 0 | 0 | 60,502,105 | 60,502,105 | 0 |
| **32** | **Tribunal de Justicia Electoral** | **6,609,343** | **0** | **6,609,343** | **6,609,343** | **0** | **6,609,343** | **0** | **0** | **6,609,343** | **6,609,343** | **0** |
| 10102 | PODER JUDICIAL | 6,609,343 | 0 | 6,609,343 | 6,609,343 | 0 | 6,609,343 | 0 | 0 | 6,609,343 | 6,609,343 | 0 |
| **33** | **Tribunal de lo Contencioso Administrativo** | **1.382.466** | **0** | **1.382.466** | **1.382.466** | **0** | **1.382.466** | **0** | **0** | **1.382.466** | **1.382.466** | **0** |
| 10102 | PODER JUDICIAL | 1,382,466 | 0 | 1,382,466 | 1,382,466 | 0 | 1,382,466 | 0 | 0 | 1,382,466 | 1,382,466 | 0 |
| **21114** | **ÓRGANOS AUTÓNOMOS** | **408,927,670** | **50,959,987** | **824,383,875** | **824,383,875** | **0** | **824,383,875** | **0** | **0** | **824,383,875** | **824,383,875** | **0** |
| **41** | **Comisión Estatal de Derechos Humanos** | **7,018,789** | **0** | **7,018,789** | **7,018,789** | **0** | **7,018,789** | **0** | **0** | **7,018,789** | **7,018,789** | **0** |
| 10103 | AUTONOMOS | 7,018,789 | 0 | 7,018,789 | 7,018,789 | 0 | 7,018,789 | 0 | 0 | 7,018,789 | 7,018,789 | 0 |
| **42** | **Comisión Estatal para el Acceso a la Información Pública** | **2,235,377** | **0** | **2,235,377** | **2,235,377** | **0** | **2,235,377** | **0** | **0** | **2,235,377** | **2,235,377** | **0** |
| 10103 | AUTONOMOS | 2,235,377 | 0 | 2,235,377 | 2,235,377 | 0 | 2,235,377 | 0 | 0 | 2,235,377 | 2,235,377 | 0 |
| **43** | **Instituto Electoral del Estado de Zacatecas** | **64,193,504** | **0** | **64,193,504** | **64,193,504** | **0** | **64,193,504** | **0** | **0** | **64,193,504** | **64,193,504** | **0** |
| 10103 | AUTONOMOS | 64.193.504 | 0 | 64.193.504 | 64.193.504 | 0 | 64.193.504 | 0 | 0 | 64.193.504 | 64.193.504 | 0 |
| **44** | **Universidad Autónoma de Zacatecas** | **335,480,000** | **50,959,987** | **750,936,205** | **750,936,205** | **0** | **750,936,205** | **0** | **0** | **750,936,205** | **750,936,205** | **0** |
| 10103 | AUTONOMOS | 32,000,000 | 0 | 32,000,000 | 32,000,000 | 0 | 32,000,000 | 0 | 0 | 32,000,000 | 32,000,000 | 0 |
| 20315 | PROGRAMAS REGIONALES D | 0 | 5,000,000 | 5,000,000 | 0 | 5,000,000 | 0 | 0 | 5,000,000 | 0 | 0 | 0 |
| 20601 | UAZ | 303.480.000 | 0 | 303.480.000 | 303.480.000 | 0 | 303.480.000 | 0 | 0 | 303.480.000 | 303.480.000 | 0 |
| | **T O T A L E S** | **573,474,898** | **50,959,987** | **988,931,103** | **988,931,103** | **0** | **988,931,103** | **0** | **0** | **988,931,103** | **988,931,103** | **0** |

**Estado Sobre el Ejercicio del Presupuesto por: Entidades Paraestatales / Ente Público / Fuente de Financiamiento al 31 de Marzo de 2012.**

| | Codificación | Ejercicio del Presupuesto | Presupuesto de Egresos Aprobado | Ampliaciones / (Reducciónes) | Presupuesto Vigente | Comprometido | Presupuesto Disponible para Comprometer | Devengado | Comprometido no Devengado | Presupuesto sin Devengar | Ejercido | Pagado | Cuentas por Pagar (Deuda) |
|---|---|---|---|---|---|---|---|---|---|---|---|---|---|
| | | Nombre | 1 | 2 | 3 | 4 | 5=(3-4) | 6 | 7=(4-6) | 8=(3-6) | 9 | 10 | 11=(6-10) |
| **51** | | **SERVICIOS DE SALUD DEL ESTADO** | **409,000,948** | **37,351,367** | **446,352,315** | **427,494,663** | **18,857,652** | **427,494,663** | **0** | **18,857,652** | **423,824,538** | **423,824,538** | **3,670,125** |
| | 10301 | TRANSFERENCIAS Y SUBSIDIOS | 62,346,950 | 10,153,411 | 72,500,361 | 53,846,006 | 18,654,355 | 53,846,006 | 0 | 18,654,355 | 53,846,006 | 53,846,006 | 0 |
| | 20102 | FASSA | 310.491.144 | 36.162.853 | 346.653.997 | 346.450.701 | 203.296 | 346.450.701 | 0 | 203.296 | 346.450.701 | 346.450.701 | 0 |
| | 20501 | SALUD CONSTRUCCION DE HOSPITALES | 36,162,854 | (36,162,853) | 1 | 0 | 1 | 0 | 0 | 1 | 0 | 0 | 0 |
| | 20573 | SALUD FOROSS | 0 | 11,483,491 | 11,483,491 | 11,483,491 | 0 | 11,483,491 | 0 | 0 | 11,483,491 | 11,483,491 | 0 |
| | 20603 | SEGURO POPULAR OPORTUNIDADES PROG VARIOS DE SALUD | 0 | 15,714,466 | 15,714,466 | 15,714,466 | 0 | 15,714,466 | 0 | 0 | 12,044,341 | 12,044,341 | 3,670,125 |
| **52** | | **COMISIÓN ESTATAL DE AGUA POTABLE Y ALCANTARILLADO** | **24,119,943** | **5,650,025** | **29,769,968** | **15,382,499** | **14,387,469** | **10,830,821** | **4,551,678** | **18,939,147** | **10,830,821** | **10,830,821** | **0** |
| | 10301 | TRANSFERENCIAS Y SUBSIDIOS | 8,019,945 | 1,098,347 | 9,118,292 | 9,118,292 | 0 | 9,118,292 | 0 | 0 | 9,118,292 | 9,118,292 | 0 |
| | 10303 | PROGRAMA ESTATAL DE OBRA | 3,600,000 | 0 | 3,600,000 | 1,712,529 | 1,887,471 | 1,712,529 | 0 | 1,887,471 | 1,712,529 | 1,712,529 | 0 |
| | 20112 | FAFEF | 12,499,998 | 0 | 12,499,998 | 0 | 12,499,998 | 0 | 0 | 12,499,998 | 0 | 0 | 0 |
| | 30107 | CEAPA APAZU APORTACION MUNICIPAL | 0 | 4,551,678 | 4,551,678 | 4,551,678 | 0 | 0 | 4,551,678 | 4,551,678 | 0 | 0 | 0 |
| **53** | | **SISTEMA PARA EL DESARROLLO INTEGRAL DE LA FAMILIA** | **70,095,254** | **(2,931,193)** | **67,164,061** | **51,389,045** | **15,775,017** | **51,389,045** | **0** | **15,775,017** | **51,389,045** | **33,546,757** | **17,842,288** |
| | 10301 | TRANSFERENCIAS Y SUBSIDIOS | 35,492,311 | 4,908,318 | 40,400,629 | 33,546,757 | 6,853,873 | 33,546,757 | 0 | 6,853,873 | 33,546,757 | 33,546,757 | 0 |
| | 20106 | FAM ASISTENCIA | 34,602,943 | (7,839,511) | 26,763,432 | 17,842,288 | 8,921,144 | 17,842,288 | 0 | 8,921,144 | 17,842,288 | 0 | 17,842,288 |
| **54** | | **JUNTA DE PROTECCIÓN Y CONSERVACIÓN DE MONUMENTOS COLONIALES Y ZONAS TÍPICAS** | **5,550,135** | **0** | **5,550,135** | **3,307,612** | **2,242,523** | **3,307,612** | **0** | **2,242,523** | **3,307,612** | **3,307,612** | **0** |
| | 10301 | TRANSFERENCIAS Y SUBSIDIOS | 5,550,135 | 0 | 5,550,135 | 3,307,612 | 2,242,523 | 3,307,612 | 0 | 2,242,523 | 3,307,612 | 3,307,612 | 0 |
| **55** | | **JUNTA ESTATAL DE CAMINOS** | **40,897,494** | **5,225,425** | **46,122,919** | **25,726,061** | **20,396,858** | **25,726,061** | **0** | **20,396,858** | **25,726,061** | **25,726,061** | **0** |
| | 10301 | TRANSFERENCIAS Y SUBSIDIOS | 26,879,694 | 5,225,425 | 32,105,119 | 25,726,061 | 6,379,058 | 25,726,061 | 0 | 6,379,058 | 25,726,061 | 25,726,061 | 0 |
| | 20112 | FAFEF | 7.500.000 | 0 | 7.500.000 | 0 | 7.500.000 | 0 | 0 | 7.500.000 | 0 | 0 | 0 |
| | 20301 | FONREGION | 6,517,800 | 0 | 6,517,800 | 0 | 6,517,800 | 0 | 0 | 6,517,800 | 0 | 0 | 0 |
| **56** | | **COMISIÓN PARA LA INTEGRACIÓN SOCIAL DE PERSONAS CON DISCAPACIDAD** | **12.478.840** | **0** | **12.478.840** | **12.130.123** | **348.717** | **12.123.409** | **6.714** | **355.431** | **12.020.361** | **12.020.361** | **103.048** |
| | 10301 | TRANSFERENCIAS Y SUBSIDIOS | 12,478,840 | 0 | 12,478,840 | 12,130,123 | 348,717 | 12,123,409 | 6,714 | 355,431 | 12,020,361 | 12,020,361 | 103,048 |
| **57** | | **CONSEJO PROMOTOR DE LA VIVIENDA POPULAR** | **7,076,308** | **926,414** | **8,002,722** | **7,293,422** | **709,300** | **7,293,422** | **0** | **709,300** | **5,593,422** | **5,593,422** | **1,700,000** |
| | 10301 | TRANSFERENCIAS Y SUBSIDIOS | 7,076,308 | 926,414 | 8,002,722 | 7,293,422 | 709,300 | 7,293,422 | 0 | 709,300 | 5,593,422 | 5,593,422 | 1,700,000 |
| | | **Total Hoja 1/4** | **569,218,922** | **46,222,038** | **615,440,960** | **542,723,424** | **72,717,536** | **538,165,032** | **4,558,392** | **77,275,928** | **532,691,860** | **514,849,572** | **23,315,461** |

**Estado Sobre el Ejercicio del Presupuesto por: Entidades Paraestatales / Ente Público / Fuente de Financiamiento al 31 de Marzo de 2012.**

| | Codificación | Ejercicio del Presupuesto | Presupuesto de Egresos Aprobado | Ampliaciones / (Reducciónes) | Presupuesto Vigente | Comprometido | Presupuesto Disponible para Comprometer | Devengado | Comprometido no Devengado | Presupuesto sin Devengar | Ejercido | Pagado | Cuentas por Pagar (Deuda) |
|---|---|---|---|---|---|---|---|---|---|---|---|---|---|
| | | Nombre | 1 | 2 | 3 | 4 | 5=(3-4) | 6 | 7=(4-6) | 8=(3-6) | 9 | 10 | 11=(6-10) |
| **58** | | **INSTITUTO DE ECOLOGÍA Y MEDIO AMBIENTE** | **3,948,712** | **0** | **3,948,712** | **2,862,812** | **1,085,900** | **2,862,812** | **0** | **1,085,900** | **2,862,812** | **2,862,812** | **0** |
| | 10301 | TRANSFERENCIAS Y SUBSIDIOS | 3,948,712 | 0 | 3,948,712 | 2,862,812 | 1,085,900 | 2,862,812 | 0 | 1,085,900 | 2,862,812 | 2,862,812 | 0 |
| | 20504 | ECOLOGIA | 0 | 0 | 0 | 0 | 0 | 0 | 0 | 0 | 0 | 0 | 0 |
| **59** | | **INSTITUTO DE DESARROLLO ARTESANAL DEL ESTADO DE ZACATECAS** | **5,848,172** | **352,972** | **6,201,144** | **5,454,592** | **746,553** | **5,458,092** | **-3,500** | **743,053** | **4,720,831** | **4,720,831** | **737,261** |
| | 10301 | TRANSFERENCIAS Y SUBSIDIOS | 5,848,172 | 352,972 | 6,201,144 | 5,454,592 | 746,553 | 5,458,092 | -3,500 | 743,053 | 4,720,831 | 4,720,831 | 737,261 |
| **60** | | **PATRONATO ESTATAL DE PROMOTORES VOLUNTARIOS** | **1,419,858** | **204,813** | **1,624,671** | **1,397,858** | **226,813** | **1,397,858** | **0** | **226,813** | **1,193,045** | **1,193,045** | **204,813** |
| | 10301 | TRANSFERENCIAS Y SUBSIDIOS | 1,419,858 | 204,813 | 1,624,671 | 1,397,858 | 226,813 | 1,397,858 | 0 | 226,813 | 1,193,045 | 1,193,045 | 204,813 |
| **61** | | **INSTITUTO DE SELECCIÓN Y CAPACITACIÓN DEL ESTADO DE ZACATECAS** | **2,472,950** | **0** | **2,472,950** | **2,438,244** | **34,706** | **2,438,244** | **0** | **34,706** | **2,438,244** | **2,438,244** | **0** |
| | 10301 | TRANSFERENCIAS Y SUBSIDIOS | 2,472,950 | 0 | 2,472,950 | 2,438,244 | 34,706 | 2,438,244 | 0 | 34,706 | 2,438,244 | 2,438,244 | 0 |
| **62** | | **INSTITUTO PARA LAS MUJERES ZACATECANAS** | **6,776,907** | **0** | **6,776,907** | **4,974,456** | **1,802,451** | **4,974,456** | **0** | **1,802,451** | **4,962,642** | **4,962,642** | **11,813** |
| | 10301 | TRANSFERENCIAS Y SUBSIDIOS | 6,776,907 | 0 | 6,776,907 | 4,974,456 | 1,802,451 | 4,974,456 | 0 | 1,802,451 | 4,962,642 | 4,962,642 | 11,813 |
| **63** | | **CENTRO REGIONAL DEL PATRIMONIO MUNDIAL EN ZACATECAS (UNESCO)** | **930.710** | **0** | **930.710** | **861.197** | **69.513** | **861.197** | **0** | **69.513** | **861.197** | **861.197** | **0** |
| | 10301 | TRANSFERENCIAS Y SUBSIDIOS | 930,710 | 0 | 930,710 | 861,197 | 69,513 | 861,197 | 0 | 69,513 | 861,197 | 861,197 | 0 |
| **80** | | **UNIVERSIDAD POLITÉCNICA DE ZACATECAS** | **4.167.817** | **8.106.381** | **12.274.198** | **12.274.198** | **0** | **12.274.198** | **0** | **0** | **12.274.198** | **12.274.198** | **0** |
| | 10309 | EDUCACION ESTATAL | 0 | 6,684,198 | 6,684,198 | 6,684,198 | 0 | 6,684,198 | 0 | 0 | 6,684,198 | 6,684,198 | 0 |
| | 20604 | UPZ | 4,167,817 | 1,422,183 | 5,590,000 | 5,590,000 | 0 | 5,590,000 | 0 | 0 | 5,590,000 | 5,590,000 | 0 |
| **81** | | **CONSEJO ZACAGTECANO DE CIENCIA, TECNOLOGÍA E INNOVACIÓN** | **6,998,676** | **50,689** | **7,049,365** | **3,713,621** | **3,335,744** | **3,713,621** | **0** | **3,335,744** | **3,706,653** | **3,706,653** | **6,967** |
| | 10301 | TRANSFERENCIAS Y SUBSIDIOS | 6,998,676 | 50,689 | 7,049,365 | 3,713,621 | 3,335,744 | 3,713,621 | 0 | 3,335,744 | 3,706,653 | 3,706,653 | 6,967 |
| **82** | | **INSTITUTO DE CULTURA FÍSICA Y DEPORTE DEL ESTADO DE ZACATECAS** | **19,253,609** | **260,671** | **19,514,280** | **18,827,695** | **686,584** | **18,827,695** | **0** | **686,584** | **18,827,695** | **18,827,695** | **0** |
| | 10301 | TRANSFERENCIAS Y SUBSIDIOS | 19,253,609 | 260,671 | 19,514,280 | 18,827,695 | 686,584 | 18,827,695 | 0 | 686,584 | 18,827,695 | 18,827,695 | 0 |
| **83** | | **INSTITUTO DE LA JUVENTUD DEL ESTADO DE ZACATECAS** | **5,431,326** | **153,488** | **5,584,814** | **2,765,285** | **2,819,528** | **2,765,285** | **0** | **2,819,528** | **2,756,868** | **2,756,868** | **8,417** |
| | 10301 | TRANSFERENCIAS Y SUBSIDIOS | 5,431,326 | 153,488 | 5,584,814 | 2,765,285 | 2,819,528 | 2,765,285 | 0 | 2,819,528 | 2,756,868 | 2,756,868 | 8,417 |
| | | **Total Hoja 2/4** | **57,248,737** | **9,129,013** | **66,377,750** | **55,569,958** | **10,807,792** | **55,573,457** | **-3,500** | **10,804,293** | **54,604,186** | **54,604,186** | **969,271** |

**Estado Sobre el Ejercicio del Presupuesto por: Entidades Paraestatales / Ente Público / Fuente de Financiamiento al 31 de Marzo de 2012.**

| | Codificación | Ejercicio del Presupuesto | Presupuesto de Egresos Aprobado | Ampliaciones / (Reducciónes) | Presupuesto Vigente | Comprometido | Presupuesto Disponible para Comprometer | Devengado | Comprometido no Devengado | Presupuesto sin Devengar | Ejercido | Pagado | Cuentas por Pagar (Deuda) |
|---|---|---|---|---|---|---|---|---|---|---|---|---|---|
| | | Nombre | 1 | 2 | 3 | 4 | 5=(3-4) | 6 | 7=(4-6) | 8=(3-6) | 9 | 10 | 11=(6-10) |
| **84** | | **INSTITUTO ZACATECANO DE CULTURA "RAMÓN LÓPEZ VELARDE"** | **47,524,106** | **17,818,432** | **65,342,538** | **57,385,101** | **7,957,437** | **57,385,098** | **3** | **7,957,440** | **57,385,098** | **57,385,098** | **0** |
| | 10301 | TRANSFERENCIAS Y SUBSIDIOS | 47,524,106 | 17,818,432 | 65,342,538 | 57,385,101 | 7,957,437 | 57,385,098 | 3 | 7,957,440 | 57,385,098 | 57,385,098 | 0 |
| **85** | | **INSTITUTO ZACATECANO PARA LA CONSTRUCCIÓN DE ESCUELAS** | **29,165,882** | **16,594,737** | **45,760,619** | **36,158,794** | **9,601,826** | **36,158,794** | **0** | **9,601,826** | **5,154,856** | **5,154,856** | **31,003,938** |
| | 10301 | TRANSFERENCIAS Y SUBSIDIOS | 4,404,443 | 935,369 | 5,339,812 | 5,159,244 | 180,569 | 5,159,244 | 0 | 180,569 | 5,154,856 | 5,154,856 | 4,388 |
| | 20107 | FAM INFRAESTRUCTURA BASICA | 7,115,580 | 14,462,713 | 21,578,293 | 21,578,293 | 0 | 21,578,293 | 0 | 0 | 0 | 0 | 21,578,293 |
| | 20108 | FAM INFRAESTRUCTURA SUPERIOR | 17,645,859 | 1,196,655 | 18,842,514 | 9,421,257 | 9,421,257 | 9,421,257 | 0 | 9,421,257 | 0 | 0 | 9,421,257 |
| **86** | | **COLEGIO DE BACHILLERES DEL ESTADO DE ZACATECAS** | **33,626,740** | **47,660,901** | **81,287,641** | **81,287,641** | **0** | **81,287,641** | **0** | **0** | **81,287,641** | **81,287,641** | |
| | 10309 | EDUCACION ESTATAL | 0 | 26,814,070 | 26,814,070 | 26,814,070 | 0 | 26,814,070 | 0 | 0 | 26,814,070 | 26,814,070 | 0 |
| | 20606 | COBAEZ | 33,626,740 | 20,846,831 | 54,473,571 | 54,473,571 | 0 | 54,473,571 | 0 | 0 | 54,473,571 | 54,473,571 | 0 |
| **87** | | **COLEGIO DE EDUCACIÓN PROFESIONAL TÉCNICA DEL ESTADO DE ZACATECAS** | **7,896,791** | **3,832,913** | **11,729,704** | **11,254,988** | **474,716** | **11,254,988** | **0** | **474,716** | **11,254,988** | **11,254,988** | **0** |
| | 10309 | EDUCACION ESTATAL | 0 | 3,143,310 | 3,143,310 | 3,143,310 | 0 | 3,143,310 | 0 | 0 | 3,143,310 | 3,143,310 | 0 |
| | 20109 | FAETA CONALEP | 7,896,791 | 689,603 | 8,586,394 | 8,111,678 | 474,716 | 8,111,678 | 0 | 474,716 | 8,111,678 | 8,111,678 | 0 |
| | 40302 | RENDIMIENTOS FAETA CONALEP | 0 | 0 | 0 | 0 | 0 | 0 | 0 | 0 | 0 | 0 | 0 |
| **88** | | **COLEGIO DE ESTUDIOS CIENTÍFICOS Y TECNOLÓGICOS DEL ESTADO DE ZACATECAS** | **14,306,605** | **27,970,570** | **42,277,175** | **42,277,175** | **0** | **42,277,175** | **0** | **0** | **42,277,175** | **42,277,175** | **0** |
| | 10309 | EDUCACION ESTATAL | 0 | 7,612,280 | 7,612,280 | 7,612,280 | 0 | 7,612,280 | 0 | 0 | 7,612,280 | 7,612,280 | 0 |
| | 20611 | CECYTEZ | 14.306.605 | 20.358.290 | 34.664.895 | 34.664.895 | 0 | 34.664.895 | 0 | 0 | 34.664.895 | 34.664.895 | 0 |
| **89** | | **INSTITUTO TECNOLÓGICO SUPERIOR DE JEREZ** | **1,395,669** | **1,358,387** | **2,754,056** | **1,358,387** | **1,395,669** | **1,358,387** | **0** | **1,395,669** | **1,358,387** | **1,358,387** | **0** |
| | 10309 | EDUCACION ESTATAL | 0 | 1.358.387 | 1.358.387 | 1.358.387 | 0 | 1.358.387 | 0 | 0 | 1.358.387 | 1.358.387 | 0 |
| | 20610 | ODES FEDERALES | 1,395,669 | 0 | 1,395,669 | 0 | 1,395,669 | 0 | 0 | 1,395,669 | 0 | 0 | 0 |
| **90** | | **INSTITUTO TECNOLÓGICO SUPERIOR DE LORETO** | **1.778.319** | **1.120.700** | **2.899.019** | **1.120.700** | **1.778.319** | **1.120.700** | **0** | **1.778.319** | **1.120.700** | **1.120.700** | **0** |
| | 10309 | EDUCACION ESTATAL | 0 | 1,120,700 | 1,120,700 | 1,120,700 | 0 | 1,120,700 | 0 | 0 | 1,120,700 | 1,120,700 | 0 |
| | 20610 | ODES FEDERALES | 1,778,319 | 0 | 1,778,319 | 0 | 1,778,319 | 0 | 0 | 1,778,319 | 0 | 0 | 0 |
| **91** | | **INSTITUTO TECNOLÓGICO SUPERIOR DE NOCHISTLÁN** | **1,744,428** | **709,735** | **2,454,163** | **709,735** | **1,744,428** | **709,735** | **0** | **1,744,428** | **709,735** | **709,735** | **0** |
| | 10309 | EDUCACION ESTATAL | 0 | 709,735 | 709,735 | 709,735 | 0 | 709,735 | 0 | 0 | 709,735 | 709,735 | 0 |
| | 20610 | ODES FEDERALES | 1,744,428 | 0 | 1,744,428 | 0 | 1,744,428 | 0 | 0 | 1,744,428 | 0 | 0 | 0 |
| | | **Total Hoja 3/4** | **137,438,540** | **117,066,375** | **254,504,915** | **231,552,520** | **22,952,394** | **231,552,517** | **3** | **22,952,397** | **200,548,580** | **200,548,580** | **31,003,938** |

**Estado Sobre el Ejercicio del Presupuesto por: Entidades Paraestatales / Ente Público / Fuente de Financiamiento al 31 de Marzo de 2012.**

| | Codificación | Ejercicio del Presupuesto | Presupuesto de Egresos Aprobado | Ampliaciones / (Reducciónes) | Presupuesto Vigente | Comprometido | Presupuesto Disponible para Comprometer | Devengado | Comprometido no Devengado | Presupuesto sin Devengar | Ejercido | Pagado | Cuentas por Pagar (Deuda) |
|---|---|---|---|---|---|---|---|---|---|---|---|---|---|
| | | Nombre | 1 | 2 | 3 | 4 | 5=(3-4) | 6 | 7=(4-6) | 8=(3-6) | 9 | 10 | 11=(6-10) |
| **92** | | **INSTITUTO TECNOLÓGICO SUPERIOR DE FRESNILLO** | **3,776,545** | **3,023,774** | **6,800,319** | **3,023,774** | **3,776,545** | **3,023,774** | **0** | **3,776,545** | **3,023,774** | **3,023,774** | **0** |
| | 10309 | EDUCACION ESTATAL | 0 | 3,023,774 | 3,023,774 | 3,023,774 | 0 | 3,023,774 | 0 | 0 | 3,023,774 | 3,023,774 | 0 |
| | 20610 | ODES FEDERALES | 3.776.545 | 0 | 3.776.545 | 0 | 3.776.545 | 0 | 0 | 3.776.545 | 0 | 0 | 0 |
| **93** | | **INSTITUTO TECNOLÓGICO SUPERIOR ZACATECAS NORTE** | **3,883,285** | **3,296,678** | **7,179,963** | **3,296,678** | **3,883,285** | **3,296,678** | **0** | **3,883,285** | **3,296,678** | **3,296,678** | **0** |
| | 10309 | EDUCACION ESTATAL | 0 | 3,296,678 | 3,296,678 | 3,296,678 | 0 | 3,296,678 | 0 | 0 | 3,296,678 | 3,296,678 | 0 |
| | 20610 | ODES FEDERALES | 3,883,285 | 0 | 3,883,285 | 0 | 3,883,285 | 0 | 0 | 3,883,285 | 0 | 0 | 0 |
| **94** | | **INSTITUTO TECNOLÓGICO SUPERIOR ZACATGECAS OCCIDENTE** | **2,196,827** | **1,932,722** | **4,129,549** | **1,932,722** | **2,196,827** | **1,932,722** | **0** | **2,196,827** | **1,932,722** | **1,932,722** | **0** |
| | 10309 | EDUCACION ESTATAL | 0 | 1,932,722 | 1,932,722 | 1,932,722 | 0 | 1,932,722 | 0 | 0 | 1,932,722 | 1,932,722 | 0 |
| | 20610 | ODES FEDERALES | 2,196,827 | 0 | 2,196,827 | 0 | 2,196,827 | 0 | 0 | 2,196,827 | 0 | 0 | 0 |
| **95** | | **INSTITUTO TECNOLÓGICO SUPERIOR ZACATECAS-SUR** | **2,837,676** | **1,725,089** | **4,562,765** | **1,725,089** | **2,837,676** | **1,725,089** | **0** | **2,837,676** | **1,725,089** | **1,725,089** | **0** |
| | 10309 | EDUCACION ESTATAL | 0 | 1,725,089 | 1,725,089 | 1,725,089 | 0 | 1,725,089 | 0 | 0 | 1,725,089 | 1,725,089 | 0 |
| | 20610 | ODES FEDERALES | 2,837,676 | 0 | 2,837,676 | 0 | 2,837,676 | 0 | 0 | 2,837,676 | 0 | 0 | 0 |
| **96** | | **INSTITUTO ZACATECANO DE EDUCACIÓN PARA ADULTOS (IZEA)** | **14.501.034** | **4.405.490** | **18.906.524** | **17.798.194** | **1.108.330** | **17.798.194** | **0** | **1.108.330** | **17.798.194** | **17.798.194** | **0** |
| | 10309 | EDUCACION ESTATAL | 0 | 4,399,685 | 4,399,685 | 4,399,685 | 0 | 4,399,685 | 0 | 0 | 4,399,685 | 4,399,685 | 0 |
| | 20110 | FAETA INEA | 14,501,034 | 5,805 | 14,506,839 | 13,398,509 | 1,108,330 | 13,398,509 | 0 | 1,108,330 | 13,398,509 | 13,398,509 | 0 |
| **97** | | **UNIDAD PROFESIONAL INTERDISCIPLINARIA CAMPUS ZACATECAS** | **12,440,278** | **0** | **12,440,278** | **0** | **12,440,278** | **0** | **0** | **12,440,278** | **0** | **0** | **0** |
| | 10309 | EDUCACION ESTATAL | 0 | 0 | 0 | 0 | 0 | 0 | 0 | 0 | 0 | 0 | 0 |
| | 20610 | ODES FEDERALES | 12.440.278 | 0 | 12.440.278 | 0 | 12.440.278 | 0 | 0 | 12.440.278 | 0 | 0 | 0 |
| **98** | | **UNIVERSIDAD POLITÉCNICA DEL SUR DE ZACATECAS** | **1,537,619** | **2,067,199** | **3,604,818** | **3,384,372** | **220,446** | **3,384,372** | **0** | **220,446** | **3,384,372** | **3,384,372** | **0** |
| | 10309 | EDUCACION ESTATAL | 0 | 2.019.372 | 2.019.372 | 2.019.372 | 0 | 2.019.372 | 0 | 0 | 2.019.372 | 2.019.372 | 0 |
| | 20605 | UP DEL SUR DE ZACATECAS | 1,537,619 | 47,827 | 1,585,446 | 1,365,000 | 220,446 | 1,365,000 | 0 | 220,446 | 1,365,000 | 1,365,000 | 0 |
| **99** | | **UNIVERSIDAD TECNOLÓGICA DEL ESTADO DE ZACATECAS** | **6,760,566** | **8,002,666** | **14,763,232** | **8,002,666** | **6,760,566** | **8,002,666** | **0** | **6,760,566** | **8,002,666** | **8,002,666** | **0** |
| | 10309 | EDUCACION ESTATAL | 0 | 8,002,666 | 8,002,666 | 8,002,666 | 0 | 8,002,666 | 0 | 0 | 8,002,666 | 8,002,666 | 0 |
| | 20610 | ODES FEDERALES | 6,760,566 | 0 | 6,760,566 | 0 | 6,760,566 | 0 | 0 | 6,760,566 | 0 | 0 | 0 |
| | | **Total Hoja 4/4** | **47,933,830** | **24,453,617** | **72,387,447** | **39,163,494** | **33,223,953** | **39,163,494** | **0** | **33,223,953** | **39,163,494** | **39,163,494** | **0** |
| | | **T O T A L E S** | **811,840,029** | **196,871,042** | **1,008,711,071** | **869,009,396** | **139,701,676** | **864,454,501** | **4,554,895** | **144,256,571** | **827,008,119** | **809,165,831** | **55,288,669** |

**Estado Sobre el Ejercicio del Presupuesto por: Municipios / Ente Público / Fuente de Financiamiento al 31 de Marzo de 2012.**

| | Codificación | Ejercicio del Presupuesto | Presupuesto de Egresos Aprobado | Ampliaciones / (Reducciónes) | Presupuesto Vigente | Comprometido | Presupuesto Disponible para Comprometer | Devengado | Comprometido no Devengado | Presupuesto sin Devengar | Ejercido | Pagado | Cuentas por Pagar (Deuda) |
|---|---|---|---|---|---|---|---|---|---|---|---|---|---|
| | | Nombre | 1 | 2 | 3 | 4 | 5=(3-4) | 6 | 7=(4-6) | 8=(3-6) | 9 | 10 | 11=(6-10) |
| 301 | | **APOZOL** | **5,735,910** | **(1,139,276)** | **4,596,634** | **4,596,634** | **0** | **4,596,634** | **0** | **0** | **4,027,764** | **4,027,764** | **568,870** |
| | 10305 | PARTICIPACIONES A MUNICIPIOS | 2,935,374 | (45,350) | 2,890,024 | 2,890,024 | 0 | 2,890,024 | 0 | 0 | 2,890,024 | 2,890,024 | 0 |
| | 20104 | FISM | 2,099,382 | (1,097,865) | 1,001,517 | 1,001,517 | 0 | 1,001,517 | 0 | 0 | 667,678 | 667,678 | 333,839 |
| | 20105 | FORTAMUN | 701,154 | 3,939 | 705,093 | 705,093 | 0 | 705,093 | 0 | 0 | 470,062 | 470,062 | 235,031 |
| 302 | | **APULCO** | **5,796,711** | **(1,399,353)** | **4,397,358** | **4,397,358** | **0** | **4,397,358** | **0** | **0** | **3,796,752** | **3,796,752** | **600,606** |
| | 10305 | PARTICIPACIONES A MUNICIPIOS | 2,635,544 | (40,004) | 2,595,540 | 2,595,540 | 0 | 2,595,540 | 0 | 0 | 2,595,540 | 2,595,540 | 0 |
| | 20104 | FISM | 2,605,374 | (1,362,471) | 1,242,903 | 1,242,903 | 0 | 1,242,903 | 0 | 0 | 828,602 | 828,602 | 414,301 |
| | 20105 | FORTAMUN | 555,793 | 3,122 | 558,915 | 558,915 | 0 | 558,915 | 0 | 0 | 372,610 | 372,610 | 186,305 |
| 303 | | **ATOLINGA** | **3,082,784** | **(454,107)** | **2,628,677** | **2,628,677** | **0** | **2,628,677** | **0** | **0** | **2,398,616** | **2,398,616** | **230,061** |
| | 10305 | PARTICIPACIONES A MUNICIPIOS | 1,967,239 | (28,745) | 1,938,494 | 1,938,494 | 0 | 1,938,494 | 0 | 0 | 1,938,494 | 1,938,494 | 0 |
| | 20104 | FISM | 816,606 | (427,041) | 389,565 | 389,565 | 0 | 389,565 | 0 | 0 | 259,710 | 259,710 | 129,855 |
| | 20105 | FORTAMUN | 298,939 | 1,679 | 300,618 | 300,618 | 0 | 300,618 | 0 | 0 | 200,412 | 200,412 | 100,206 |
| 304 | | **BENITO JUÁREZ** | **4,791,022** | **(1,046,287)** | **3,744,735** | **3,744,735** | **0** | **3,744,735** | **0** | **0** | **3,273,898** | **3,273,898** | **470,837** |
| | 10305 | PARTICIPACIONES A MUNICIPIOS | 2,368,036 | (35,812) | 2,332,224 | 2,332,224 | 0 | 2,332,224 | 0 | 0 | 2,332,224 | 2,332,224 | 0 |
| | 20104 | FISM | 1,937,487 | (1,013,202) | 924,285 | 924,285 | 0 | 924,285 | 0 | 0 | 616,190 | 616,190 | 308,095 |
| | 20105 | FORTAMUN | 485,499 | 2,727 | 488,226 | 488,226 | 0 | 488,226 | 0 | 0 | 325,484 | 325,484 | 162,742 |
| 305 | | **CALERA** | **19,674,492** | **(1,884,844)** | **17,789,648** | **17,789,648** | **0** | **17,789,648** | **0** | **0** | **15,958,703** | **15,958,703** | **1,830,945** |
| | 10305 | PARTICIPACIONES A MUNICIPIOS | 11,972,645 | (200,145) | 11,772,500 | 11,772,500 | 0 | 11,772,500 | 0 | 0 | 11,772,500 | 11,772,500 | 0 |
| | 20104 | FISM | 3,269,168 | (1,709,600) | 1,559,568 | 1,559,568 | 0 | 1,559,568 | 0 | 0 | 1,214,483 | 1,214,483 | 345,085 |
| | 20105 | FORTAMUN | 4,432,679 | 24,901 | 4,457,580 | 4,457,580 | 0 | 4,457,580 | 0 | 0 | 2,971,720 | 2,971,720 | 1,485,860 |
| 306 | | **CAÑITAS DE FELIPE PESCADOR** | **6,949,707** | **(1,588,300)** | **5,361,407** | **5,361,407** | **0** | **5,361,407** | **0** | **0** | **4,585,190** | **4,585,190** | **776,217** |
| | 10305 | PARTICIPACIONES A MUNICIPIOS | 3,082,095 | (49,339) | 3,032,756 | 3,032,756 | 0 | 3,032,756 | 0 | 0 | 3,032,756 | 3,032,756 | 0 |
| | 20104 | FISM | 2,952,694 | (1,544,101) | 1,408,593 | 1,408,593 | 0 | 1,408,593 | 0 | 0 | 939,062 | 939,062 | 469,531 |
| | 20105 | FORTAMUN | 914,918 | 5,140 | 920,058 | 920,058 | 0 | 920,058 | 0 | 0 | 613,372 | 613,372 | 306,686 |
| | | **Total Hoja 1/10** | **46,030,626** | **(7,512,167)** | **38,518,459** | **38,518,459** | **0** | **38,518,459** | **0** | **0** | **34,040,923** | **34,040,923** | **4,477,536** |

**Estado Sobre el Ejercicio del Presupuesto por: Municipios / Ente Público / Fuente de Financiamiento al 31 de Marzo de 2012.**

| | Codificación | Ejercicio del Presupuesto | Presupuesto de Egresos Aprobado | Ampliaciones / (Reducciónes) | Presupuesto Vigente | Comprometido | Presupuesto Disponible para Comprometer | Devengado | Comprometido no Devengado | Presupuesto sin Devengar | Ejercido | Pagado | Cuentas por Pagar (Deuda) |
|---|---|---|---|---|---|---|---|---|---|---|---|---|---|
| | | Nombre | 1 | 2 | 3 | 4 | 5=(3-4) | 6 | 7=(4-6) | 8=(3-6) | 9 | 10 | 11=(6-10) |
| 307 | | **CONCEPCIÓN DEL ORO** | **12,179,418** | **(2,547,815)** | **9,631,603** | **9,631,603** | **0** | **9,631,603** | **0** | **0** | **8,406,205** | **8,406,205** | **1,225,398** |
| | 10305 | PARTICIPACIONES A MUNICIPIOS | 6,048,633 | (93,224) | 5,955,409 | 5,955,409 | 0 | 5,955,409 | 0 | 0 | 5,955,409 | 5,955,409 | 0 |
| | 20104 | FISM | 4,709,044 | (2,462,578) | 2,246,466 | 2,246,466 | 0 | 2,246,466 | 0 | 0 | 1,497,644 | 1,497,644 | 748,822 |
| | 20105 | FORTAMUN | 1,421,741 | 7,987 | 1,429,728 | 1,429,728 | 0 | 1,429,728 | 0 | 0 | 953,152 | 953,152 | 476,576 |
| 308 | | **CUAUHTEMOC** | **7,078,477** | **(1,003,715)** | **6,074,762** | **6,074,762** | **0** | **6,074,762** | **0** | **0** | **5,343,422** | **5,343,422** | **731,340** |
| | 10305 | PARTICIPACIONES A MUNICIPIOS | 3,945,369 | (64,627) | 3,880,742 | 3,880,742 | 0 | 3,880,742 | 0 | 0 | 3,880,742 | 3,880,742 | 0 |
| | 20104 | FISM | 1,809,978 | (946,521) | 863,457 | 863,457 | 0 | 863,457 | 0 | 0 | 575,638 | 575,638 | 287,819 |
| | 20105 | FORTAMUN | 1,323,130 | 7,433 | 1,330,563 | 1,330,563 | 0 | 1,330,563 | 0 | 0 | 887,042 | 887,042 | 443,521 |
| 309 | | **CHALCHIHUITES** | **12,004,880** | **(3,062,933)** | **8,941,947** | **8,941,947** | **0** | **8,941,947** | **0** | **0** | **7,639,171** | **7,639,171** | **1,302,776** |
| | 10305 | PARTICIPACIONES A MUNICIPIOS | 5,112,135 | (78,516) | 5,033,619 | 5,033,619 | 0 | 5,033,619 | 0 | 0 | 5,033,619 | 5,033,619 | 0 |
| | 20104 | FISM | 5,719,529 | (2,991,008) | 2,728,521 | 2,728,521 | 0 | 2,728,521 | 0 | 0 | 1,819,014 | 1,819,014 | 909,507 |
| | 20105 | FORTAMUN | 1,173,216 | 6,591 | 1,179,807 | 1,179,807 | 0 | 1,179,807 | 0 | 0 | 786,538 | 786,538 | 393,269 |
| 310 | | **EL PLATEADO DE JOAQUÍN AMARO** | **2,926,330** | **(626,381)** | **2,299,949** | **2,299,949** | **0** | **2,299,949** | **0** | **0** | **2,056,166** | **2,056,166** | **243,783** |
| | 10305 | PARTICIPACIONES A MUNICIPIOS | 1,591,244 | (22,644) | 1,568,600 | 1,568,600 | 0 | 1,568,600 | 0 | 0 | 1,568,600 | 1,568,600 | 0 |
| | 20104 | FISM | 1,156,411 | (604,741) | 551,670 | 551,670 | 0 | 551,670 | 0 | 0 | 367,780 | 367,780 | 183,890 |
| | 20105 | FORTAMUN | 178,675 | 1,004 | 179,679 | 179,679 | 0 | 179,679 | 0 | 0 | 119,786 | 119,786 | 59,893 |
| 311 | | **EL SALVADOR** | **4,536,517** | **(1,244,933)** | **3,291,584** | **3,291,584** | **0** | **3,291,584** | **0** | **0** | **2,820,132** | **2,820,132** | **471,452** |
| | 10305 | PARTICIPACIONES A MUNICIPIOS | 1,905,174 | (27,946) | 1,877,228 | 1,877,228 | 0 | 1,877,228 | 0 | 0 | 1,877,228 | 1,877,228 | 0 |
| | 20104 | FISM | 2,330,406 | (1,218,678) | 1,111,728 | 1,111,728 | 0 | 1,111,728 | 0 | 0 | 741,152 | 741,152 | 370,576 |
| | 20105 | FORTAMUN | 300,937 | 1,691 | 302,628 | 302,628 | 0 | 302,628 | 0 | 0 | 201,752 | 201,752 | 100,876 |
| 312 | | **FRESNILLO** | **132,874,825** | **(26,386,179)** | **106,488,646** | **106,488,646** | **0** | **106,488,646** | **0** | **0** | **90,801,931** | **90,801,931** | **15,686,715** |
| | 10305 | PARTICIPACIONES A MUNICIPIOS | 60,451,488 | (1,022,987) | 59,428,501 | 59,428,501 | 0 | 59,428,501 | 0 | 0 | 59,428,501 | 59,428,501 | 0 |
| | 20104 | FISM | 48,754,800 | (25,496,151) | 23,258,649 | 23,258,649 | 0 | 23,258,649 | 0 | 0 | 15,505,766 | 15,505,766 | 7,752,883 |
| | 20105 | FORTAMUN | 23,668,537 | 132,959 | 23,801,496 | 23,801,496 | 0 | 23,801,496 | 0 | 0 | 15,867,664 | 15,867,664 | 7,933,832 |
| | | **Total Hoja 2/10** | **171,600,447** | **(34,871,956)** | **136,728,491** | **136,728,491** | **0** | **136,728,491** | **0** | **0** | **117,067,027** | **117,067,027** | **19,661,464** |

**Estado Sobre el Ejercicio del Presupuesto por: Municipios / Ente Público / Fuente de Financiamiento al 31 de Marzo de 2012.**

| | Codificación | Ejercicio del Presupuesto | Presupuesto de Egresos Aprobado | Ampliaciones / (Reducciónes) | Presupuesto Vigente | Comprometido | Presupuesto Disponible para Comprometer | Devengado | Comprometido no Devengado | Presupuesto sin Devengar | Ejercido | Pagado | Cuentas por Pagar (Deuda) |
|---|---|---|---|---|---|---|---|---|---|---|---|---|---|
| | | Nombre | 1 | 2 | 3 | 4 | 5=(3-4) | 6 | 7=(4-6) | 8=(3-6) | 9 | 10 | 11=(6-10) |
| 313 | | **GENARO CODINA** | **7,125,567** | **(1,244,504)** | **5,881,063** | **5,881,063** | **0** | **5,881,063** | **0** | **0** | **5,217,872** | **5,217,872** | **663,191** |
| | 10305 | PARTICIPACIONES A MUNICIPIOS | 3,952,122 | (60,632) | 3,891,490 | 3,891,490 | 0 | 3,891,490 | 0 | 0 | 3,891,490 | 3,891,490 | 0 |
| | 20104 | FISM | 2,273,517 | (1,188,927) | 1,084,590 | 1,084,590 | 0 | 1,084,590 | 0 | 0 | 723,060 | 723,060 | 361,530 |
| | 20105 | FORTAMUN | 899,928 | 5,055 | 904,983 | 904,983 | 0 | 904,983 | 0 | 0 | 603,322 | 603,322 | 301,661 |
| 314 | | **GENERAL ENRÍQUE ESTRADA** | **4,065,578** | **(523,833)** | **3,541,745** | **3,541,745** | **0** | **3,541,745** | **0** | **0** | **3,173,762** | **3,173,762** | **367,983** |
| | 10305 | PARTICIPACIONES A MUNICIPIOS | 2,476,666 | (38,870) | 2,437,796 | 2,437,796 | 0 | 2,437,796 | 0 | 0 | 2,437,796 | 2,437,796 | 0 |
| | 20104 | FISM | 934,398 | (488,640) | 445,758 | 445,758 | 0 | 445,758 | 0 | 0 | 297,172 | 297,172 | 148,586 |
| | 20105 | FORTAMUN | 654,514 | 3,677 | 658,191 | 658,191 | 0 | 658,191 | 0 | 0 | 438,794 | 438,794 | 219,397 |
| 315 | | **GENERAL FRANCISCO R. MURGUÍA** | **34,157,365** | **(11,395,255)** | **22,762,110** | **22,762,110** | **0** | **22,762,110** | **0** | **0** | **18,522,849** | **18,522,849** | **4,239,261** |
| | 10305 | PARTICIPACIONES A MUNICIPIOS | 10,201,973 | (157,646) | 10,044,327 | 10,044,327 | 0 | 10,044,327 | 0 | 0 | 10,044,327 | 10,044,327 | 0 |
| | 20104 | FISM | 21,515,235 | (11,251,317) | 10,263,918 | 10,263,918 | 0 | 10,263,918 | 0 | 0 | 6,842,612 | 6,842,612 | 3,421,306 |
| | 20105 | FORTAMUN | 2,440,157 | 13,708 | 2,453,865 | 2,453,865 | 0 | 2,453,865 | 0 | 0 | 1,635,910 | 1,635,910 | 817,955 |
| 316 | | **GENERAL PÁNFILO NATERA** | **19,185,230** | **(5,333,208)** | **13,852,022** | **13,852,022** | **0** | **13,852,022** | **0** | **0** | **11,428,288** | **11,428,288** | **2,423,734** |
| | 10305 | PARTICIPACIONES A MUNICIPIOS | 6,692,737 | (111,917) | 6,580,820 | 6,580,820 | 0 | 6,580,820 | 0 | 0 | 6,580,820 | 6,580,820 | 0 |
| | 20104 | FISM | 10,011,027 | (5,235,231) | 4,775,796 | 4,775,796 | 0 | 4,775,796 | 0 | 0 | 3,183,864 | 3,183,864 | 1,591,932 |
| | 20105 | FORTAMUN | 2,481,466 | 13,940 | 2,495,406 | 2,495,406 | 0 | 2,495,406 | 0 | 0 | 1,663,604 | 1,663,604 | 831,802 |
| 317 | | **GUADALUPE** | **76,782,288** | **(8,014,178)** | **68,768,110** | **68,768,110** | **0** | **68,768,110** | **0** | **0** | **60,577,166** | **60,577,166** | **8,190,944** |
| | 10305 | PARTICIPACIONES A MUNICIPIOS | 44,957,656 | (762,378) | 44,195,278 | 44,195,278 | 0 | 44,195,278 | 0 | 0 | 44,195,278 | 44,195,278 | 0 |
| | 20104 | FISM | 14,058,045 | (7,351,605) | 6,706,440 | 6,706,440 | 0 | 6,706,440 | 0 | 0 | 4,470,960 | 4,470,960 | 2,235,480 |
| | 20105 | FORTAMUN | 17,766,587 | 99,805 | 17,866,392 | 17,866,392 | 0 | 17,866,392 | 0 | 0 | 11,910,928 | 11,910,928 | 5,955,464 |
| 318 | | **HUANUSCO** | **4,677,565** | **(844,051)** | **3,833,514** | **3,833,514** | **0** | **3,833,514** | **0** | **0** | **3,427,771** | **3,427,771** | **405,743** |
| | 10305 | PARTICIPACIONES A MUNICIPIOS | 2,655,809 | (39,524) | 2,616,285 | 2,616,285 | 0 | 2,616,285 | 0 | 0 | 2,616,285 | 2,616,285 | 0 |
| | 20104 | FISM | 1,543,587 | (807,213) | 736,374 | 736,374 | 0 | 736,374 | 0 | 0 | 490,916 | 490,916 | 245,458 |
| | 20105 | FORTAMUN | 478,169 | 2,686 | 480,855 | 480,855 | 0 | 480,855 | 0 | 0 | 320,570 | 320,570 | 160,285 |
| | | **Total Hoja 3/10** | **145,993,593** | **(27,355,029)** | **118,638,564** | **118,638,564** | **0** | **118,638,564** | **0** | **0** | **102,347,708** | **102,347,708** | **16,290,856** |

**Estado Sobre el Ejercicio del Presupuesto por: Municipios / Ente Público / Fuente de Financiamiento al 31 de Marzo de 2012.**

| | Codificación | Ejercicio del Presupuesto | Presupuesto de Egresos Aprobado | Ampliaciones / (Reducciónes) | Presupuesto Vigente | Comprometido | Presupuesto Disponible para Comprometer | Devengado | Comprometido no Devengado | Presupuesto sin Devengar | Ejercido | Pagado | Cuentas por Pagar (Deuda) |
|---|---|---|---|---|---|---|---|---|---|---|---|---|---|
| | | Nombre | 1 | 2 | 3 | 4 | 5=(3-4) | 6 | 7=(4-6) | 8=(3-6) | 9 | 10 | 11=(6-10) |
| 319 | | **JALPA** | **14,835,829** | **(1,527,056)** | **13,308,773** | **13,308,773** | **0** | **13,308,773** | **0** | **0** | **12,008,965** | **12,008,965** | **1,299,808** |
| | 10305 | PARTICIPACIONES A MUNICIPIOS | 9,560,257 | (150,908) | 9,409,349 | 9,409,349 | 0 | 9,409,349 | 0 | 0 | 9,409,349 | 9,409,349 | 0 |
| | 20104 | FISM | 2,659,627 | (1,390,843) | 1,268,784 | 1,268,784 | 0 | 1,268,784 | 0 | 0 | 845,856 | 845,856 | 422,928 |
| | 20105 | FORTAMUN | 2,615,945 | 14,695 | 2,630,640 | 2,630,640 | 0 | 2,630,640 | 0 | 0 | 1,753,760 | 1,753,760 | 876,880 |
| 320 | | **JEREZ** | **40,573,219** | **(6,953,346)** | **33,619,873** | **33,619,873** | **0** | **33,619,873** | **0** | **0** | **29,361,110** | **29,361,110** | **4,258,763** |
| | 10305 | PARTICIPACIONES A MUNICIPIOS | 20,879,767 | (36,183) | 20,843,584 | 20,843,584 | 0 | 20,843,584 | 0 | 0 | 20,843,584 | 20,843,584 | 0 |
| | 20104 | FISM | 13,296,010 | (6,953,101) | 6,342,909 | 6,342,909 | 0 | 6,342,909 | 0 | 0 | 4,228,606 | 4,228,606 | 2,114,303 |
| | 20105 | FORTAMUN | 6,397,442 | 35,938 | 6,433,380 | 6,433,380 | 0 | 6,433,380 | 0 | 0 | 4,288,920 | 4,288,920 | 2,144,460 |
| 321 | | **JIMÉNEZ DEL TEUL** | **7,905,541** | **(2,303,516)** | **5,602,025** | **5,602,025** | **0** | **5,602,025** | **0** | **0** | **4,743,842** | **4,743,842** | **858,183** |
| | 10305 | PARTICIPACIONES A MUNICIPIOS | 3,072,778 | (45,302) | 3,027,476 | 3,027,476 | 0 | 3,027,476 | 0 | 0 | 3,027,476 | 3,027,476 | 0 |
| | 20104 | FISM | 4,323,721 | (2,261,074) | 2,062,647 | 2,062,647 | 0 | 2,062,647 | 0 | 0 | 1,375,098 | 1,375,098 | 687,549 |
| | 20105 | FORTAMUN | 509,042 | 2,860 | 511,902 | 511,902 | 0 | 511,902 | 0 | 0 | 341,268 | 341,268 | 170,634 |
| 322 | | **JUAN ALDAMA** | **14,194,325** | **(2,956,980)** | **11,237,345** | **11,237,345** | **0** | **11,237,345** | **0** | **0** | **9,602,027** | **9,602,027** | **1,635,318** |
| | 10305 | PARTICIPACIONES A MUNICIPIOS | 6,438,027 | (106,636) | 6,331,391 | 6,331,391 | 0 | 6,331,391 | 0 | 0 | 6,331,391 | 6,331,391 | 0 |
| | 20104 | FISM | 5,475,052 | (2,863,159) | 2,611,893 | 2,611,893 | 0 | 2,611,893 | 0 | 0 | 1,741,262 | 1,741,262 | 870,631 |
| | 20105 | FORTAMUN | 2,281,246 | 12,815 | 2,294,061 | 2,294,061 | 0 | 2,294,061 | 0 | 0 | 1,529,374 | 1,529,374 | 764,687 |
| 323 | | **JUCHIPILA** | **8,617,504** | **(652,369)** | **7,965,135** | **7,965,135** | **0** | **7,965,135** | **0** | **0** | **7,312,451** | **7,312,451** | **652,684** |
| | 10305 | PARTICIPACIONES A MUNICIPIOS | 6,024,435 | (17,352) | 6,007,083 | 6,007,083 | 0 | 6,007,083 | 0 | 0 | 6,007,083 | 6,007,083 | 0 |
| | 20104 | FISM | 1,228,961 | (642,680) | 586,281 | 586,281 | 0 | 586,281 | 0 | 0 | 390,854 | 390,854 | 195,427 |
| | 20105 | FORTAMUN | 1,364,108 | 7,663 | 1,371,771 | 1,371,771 | 0 | 1,371,771 | 0 | 0 | 914,514 | 914,514 | 457,257 |
| 324 | | **LORETO** | **25,460,743** | **(4,202,805)** | **21,257,938** | **21,257,938** | **0** | **21,257,938** | **0** | **0** | **18,235,793** | **18,235,793** | **3,022,145** |
| | 10305 | PARTICIPACIONES A MUNICIPIOS | 12,406,402 | (214,899) | 12,191,503 | 12,191,503 | 0 | 12,191,503 | 0 | 0 | 12,191,503 | 12,191,503 | 0 |
| | 20104 | FISM | 7,683,534 | (4,018,077) | 3,665,457 | 3,665,457 | 0 | 3,665,457 | 0 | 0 | 2,443,638 | 2,443,638 | 1,221,819 |
| | 20105 | FORTAMUN | 5,370,807 | 30,171 | 5,400,978 | 5,400,978 | 0 | 5,400,978 | 0 | 0 | 3,600,652 | 3,600,652 | 1,800,326 |
| | | **Total Hoja 4/10** | **111,587,161** | **(18,596,072)** | **92,991,089** | **92,991,089** | **0** | **92,991,089** | **0** | **0** | **81,264,188** | **81,264,188** | **11,726,901** |

**Estado Sobre el Ejercicio del Presupuesto por: Municipios / Ente Público / Fuente de Financiamiento al 31 de Marzo de 2012.**

| | Codificación | Ejercicio del Presupuesto | Presupuesto de Egresos Aprobado | Ampliaciones / (Reducciónes) | Presupuesto Vigente | Comprometido | Presupuesto Disponible para Comprometer | Devengado | Comprometido no Devengado | Presupuesto sin Devengar | Ejercido | Pagado | Cuentas por Pagar (Deuda) |
|---|---|---|---|---|---|---|---|---|---|---|---|---|---|
| | | Nombre | 1 | 2 | 3 | 4 | 5=(3-4) | 6 | 7=(4-6) | 8=(3-6) | 9 | 10 | 11=(6-10) |
| 325 | | **LUIS MOYA** | **7,377,691** | **(1,080,553)** | **6,297,138** | **6,297,138** | **0** | **6,297,138** | **0** | **0** | **5,531,083** | **5,531,083** | **766,055** |
| | 10305 | PARTICIPACIONES A MUNICIPIOS | 4,065,521 | (66,548) | 3,998,973 | 3,998,973 | 0 | 3,998,973 | 0 | 0 | 3,998,973 | 3,998,973 | 0 |
| | 20104 | FISM | 1,953,617 | (1,021,637) | 931,980 | 931,980 | 0 | 931,980 | 0 | 0 | 621,320 | 621,320 | 310,660 |
| | 20105 | FORTAMUN | 1,358,553 | 7,632 | 1,366,185 | 1,366,185 | 0 | 1,366,185 | 0 | 0 | 910,790 | 910,790 | 455,395 |
| 326 | | **MAZAPIL** | **30,079,149** | **(7,173,932)** | **22,905,217** | **22,905,217** | **0** | **22,905,217** | **0** | **0** | **20,122,154** | **20,122,154** | **2,783,063** |
| | 10305 | PARTICIPACIONES A MUNICIPIOS | 14,769,248 | (213,220) | 14,556,028 | 14,556,028 | 0 | 14,556,028 | 0 | 0 | 14,556,028 | 14,556,028 | 0 |
| | 20104 | FISM | 13,331,812 | (6,971,824) | 6,359,988 | 6,359,988 | 0 | 6,359,988 | 0 | 0 | 4,239,992 | 4,239,992 | 2,119,996 |
| | 20105 | FORTAMUN | 1,978,089 | 11,112 | 1,989,201 | 1,989,201 | 0 | 1,989,201 | 0 | 0 | 1,326,134 | 1,326,134 | 663,067 |
| 327 | | **MELCHOR OCAMPO** | **4,734,807** | **(842,377)** | **3,892,430** | **3,892,430** | **0** | **3,892,430** | **0** | **0** | **3,549,159** | **3,549,159** | **343,271** |
| | 10305 | PARTICIPACIONES A MUNICIPIOS | 2,903,640 | (41,023) | 2,862,617 | 2,862,617 | 0 | 2,862,617 | 0 | 0 | 2,862,617 | 2,862,617 | 0 |
| | 20104 | FISM | 1,535,558 | (803,015) | 732,543 | 732,543 | 0 | 732,543 | 0 | 0 | 488,362 | 488,362 | 244,181 |
| | 20105 | FORTAMUN | 295,609 | 1,661 | 297,270 | 297,270 | 0 | 297,270 | 0 | 0 | 198,180 | 198,180 | 99,090 |
| 328 | | **MEZQUITAL DEL ORO** | **3,719,292** | **(697,110)** | **3,022,182** | **3,022,182** | **0** | **3,022,182** | **0** | **0** | **2,722,987** | **2,722,987** | **299,195** |
| | 10305 | PARTICIPACIONES A MUNICIPIOS | 2,155,703 | (31,106) | 2,124,597 | 2,124,597 | 0 | 2,124,597 | 0 | 0 | 2,124,597 | 2,124,597 | 0 |
| | 20104 | FISM | 1,276,643 | (667,616) | 609,027 | 609,027 | 0 | 609,027 | 0 | 0 | 406,018 | 406,018 | 203,009 |
| | 20105 | FORTAMUN | 286,946 | 1,612 | 288,558 | 288,558 | 0 | 288,558 | 0 | 0 | 192,372 | 192,372 | 96,186 |
| 329 | | **MIGUEL AUZA** | **18,927,025** | **(4,902,185)** | **14,024,840** | **14,024,840** | **0** | **14,024,840** | **0** | **0** | **11,736,369** | **11,736,369** | **2,288,471** |
| | 10305 | PARTICIPACIONES A MUNICIPIOS | 7,278,996 | (119,569) | 7,159,427 | 7,159,427 | 0 | 7,159,427 | 0 | 0 | 7,159,427 | 7,159,427 | 0 |
| | 20104 | FISM | 9,172,115 | (4,796,525) | 4,375,590 | 4,375,590 | 0 | 4,375,590 | 0 | 0 | 2,917,060 | 2,917,060 | 1,458,530 |
| | 20105 | FORTAMUN | 2,475,914 | 13,909 | 2,489,823 | 2,489,823 | 0 | 2,489,823 | 0 | 0 | 1,659,882 | 1,659,882 | 829,941 |
| 330 | | **MOMAX** | **2,744,860** | **(363,261)** | **2,381,599** | **2,381,599** | **0** | **2,381,599** | **0** | **0** | **2,184,607** | **2,184,607** | **196,992** |
| | 10305 | PARTICIPACIONES A MUNICIPIOS | 1,817,220 | (26,597) | 1,790,623 | 1,790,623 | 0 | 1,790,623 | 0 | 0 | 1,790,623 | 1,790,623 | 0 |
| | 20104 | FISM | 646,801 | (338,242) | 308,559 | 308,559 | 0 | 308,559 | 0 | 0 | 205,706 | 205,706 | 102,853 |
| | 20105 | FORTAMUN | 280,839 | 1,578 | 282,417 | 282,417 | 0 | 282,417 | 0 | 0 | 188,278 | 188,278 | 94,139 |
| | | **Total Hoja 5/10** | **67,582,824** | **(15,059,418)** | **52,523,406** | **52,523,406** | **0** | **52,523,406** | **0** | **0** | **45,846,359** | **45,846,359** | **6,677,047** |

**Estado Sobre el Ejercicio del Presupuesto por: Municipios / Ente Público / Fuente de Financiamiento al 31 de Marzo de 2012.**

| | Codificación | Ejercicio del Presupuesto | Presupuesto de Egresos Aprobado | Ampliaciones / (Reducciónes) | Presupuesto Vigente | Comprometido | Presupuesto Disponible para Comprometer | Devengado | Comprometido no Devengado | Presupuesto sin Devengar | Ejercido | Pagado | Cuentas por Pagar (Deuda) |
|---|---|---|---|---|---|---|---|---|---|---|---|---|---|
| | | Nombre | 1 | 2 | 3 | 4 | 5=(3-4) | 6 | 7=(4-6) | 8=(3-6) | 9 | 10 | 11=(6-10) |
| 331 | | **MONTE ESCOBEDO** | **9,293,249** | **(1,723,649)** | **7,569,600** | **7,569,600** | **0** | **7,569,600** | **0** | **0** | **6,734,871** | **6,734,871** | **834,729** |
| | 10305 | PARTICIPACIONES A MUNICIPIOS | 5,142,578 | (77,165) | 5,065,413 | 5,065,413 | 0 | 5,065,413 | 0 | 0 | 5,065,413 | 5,065,413 | 0 |
| | 20104 | FISM | 3,159,128 | (1,652,054) | 1,507,074 | 1,507,074 | 0 | 1,507,074 | 0 | 0 | 1,004,716 | 1,004,716 | 502,358 |
| | 20105 | FORTAMUN | 991,543 | 5,570 | 997,113 | 997,113 | 0 | 997,113 | 0 | 0 | 664,742 | 664,742 | 332,371 |
| 332 | | **MORELOS** | **6,748,933** | **(605,387)** | **6,143,546** | **6,143,546** | **0** | **6,143,546** | **0** | **0** | **5,550,943** | **5,550,943** | **592,603** |
| | 10305 | PARTICIPACIONES A MUNICIPIOS | 4,436,366 | (70,629) | 4,365,737 | 4,365,737 | 0 | 4,365,737 | 0 | 0 | 4,365,737 | 4,365,737 | 0 |
| | 20104 | FISM | 1,036,298 | (541,928) | 494,370 | 494,370 | 0 | 494,370 | 0 | 0 | 329,580 | 329,580 | 164,790 |
| | 20105 | FORTAMUN | 1,276,269 | 7,170 | 1,283,439 | 1,283,439 | 0 | 1,283,439 | 0 | 0 | 855,626 | 855,626 | 427,813 |
| 333 | | **MOYAHUA DE ESTRADA** | **4,967,736** | **(776,281)** | **4,191,455** | **4,191,455** | **0** | **4,191,455** | **0** | **0** | **3,798,393** | **3,798,393** | **393,062** |
| | 10305 | PARTICIPACIONES A MUNICIPIOS | 3,057,346 | (45,077) | 3,012,269 | 3,012,269 | 0 | 3,012,269 | 0 | 0 | 3,012,269 | 3,012,269 | 0 |
| | 20104 | FISM | 1,403,680 | (734,050) | 669,630 | 669,630 | 0 | 669,630 | 0 | 0 | 446,420 | 446,420 | 223,210 |
| | 20105 | FORTAMUN | 506,710 | 2,846 | 509,556 | 509,556 | 0 | 509,556 | 0 | 0 | 339,704 | 339,704 | 169,852 |
| 334 | | **NOCHISTLÁN DE MEJÍA** | **20,550,848** | **(3,420,118)** | **17,130,730** | **17,130,730** | **0** | **17,130,730** | **0** | **0** | **15,099,632** | **15,099,632** | **2,031,098** |
| | 10305 | PARTICIPACIONES A MUNICIPIOS | 11,214,776 | (177,340) | 11,037,436 | 11,037,436 | 0 | 11,037,436 | 0 | 0 | 11,037,436 | 11,037,436 | 0 |
| | 20104 | FISM | 6,234,294 | (3,260,202) | 2,974,092 | 2,974,092 | 0 | 2,974,092 | 0 | 0 | 1,982,728 | 1,982,728 | 991,364 |
| | 20105 | FORTAMUN | 3,101,778 | 17,424 | 3,119,202 | 3,119,202 | 0 | 3,119,202 | 0 | 0 | 2,079,468 | 2,079,468 | 1,039,734 |
| 335 | | **NORIA DE ÁNGELES** | **14,501,647** | **(4,110,757)** | **10,390,890** | **10,390,890** | **0** | **10,390,890** | **0** | **0** | **8,582,239** | **8,582,239** | **1,808,651** |
| | 10305 | PARTICIPACIONES A MUNICIPIOS | 5,048,014 | (83,077) | 4,964,937 | 4,964,937 | 0 | 4,964,937 | 0 | 0 | 4,964,937 | 4,964,937 | 0 |
| | 20104 | FISM | 7,720,516 | (4,037,416) | 3,683,100 | 3,683,100 | 0 | 3,683,100 | 0 | 0 | 2,455,400 | 2,455,400 | 1,227,700 |
| | 20105 | FORTAMUN | 1,733,117 | 9,736 | 1,742,853 | 1,742,853 | 0 | 1,742,853 | 0 | 0 | 1,161,902 | 1,161,902 | 580,951 |
| 336 | | **OJOCALIENTE** | **24,166,057** | **(4,370,828)** | **19,795,229** | **19,795,229** | **0** | **19,795,229** | **0** | **0** | **17,001,604** | **17,001,604** | **2,793,625** |
| | 10305 | PARTICIPACIONES A MUNICIPIOS | 11,610,622 | (196,268) | 11,414,354 | 11,414,354 | 0 | 11,414,354 | 0 | 0 | 11,414,354 | 11,414,354 | 0 |
| | 20104 | FISM | 8,031,364 | (4,199,974) | 3,831,390 | 3,831,390 | 0 | 3,831,390 | 0 | 0 | 2,554,260 | 2,554,260 | 1,277,130 |
| | 20105 | FORTAMUN | 4,524,071 | 25,414 | 4,549,485 | 4,549,485 | 0 | 4,549,485 | 0 | 0 | 3,032,990 | 3,032,990 | 1,516,495 |
| | | **Total Hoja 6/10** | **80,228,470** | **(15,007,020)** | **65,221,450** | **65,221,450** | **0** | **65,221,450** | **0** | **0** | **56,767,682** | **56,767,682** | **8,453,768** |

**Estado Sobre el Ejercicio del Presupuesto por: Municipios / Ente Público / Fuente de Financiamiento al 31 de Marzo de 2012.**

| | Codificación | Ejercicio del Presupuesto | Presupuesto de Egresos Aprobado | Ampliaciones / (Reducciónes) | Presupuesto Vigente | Comprometido | Presupuesto Disponible para Comprometer | Devengado | Comprometido no Devengado | Presupuesto sin Devengar | Ejercido | Pagado | Cuentas por Pagar (Deuda) |
|---|---|---|---|---|---|---|---|---|---|---|---|---|---|
| | | Nombre | 1 | 2 | 3 | 4 | 5=(3-4) | 6 | 7=(4-6) | 8=(3-6) | 9 | 10 | 11=(6-10) |
| 337 | | **PANUCO** | **11,073,090** | **(2,158,478)** | **8,914,612** | **8,914,612** | **0** | **8,914,612** | **0** | **0** | **7,653,260** | **7,653,260** | **1,261,352** |
| | 10305 | PARTICIPACIONES A MUNICIPIOS | 5,217,216 | (86,660) | 5,130,556 | 5,130,556 | 0 | 5,130,556 | 0 | 0 | 5,130,556 | 5,130,556 | 0 |
| | 20104 | FISM | 3,981,948 | (2,082,345) | 1,899,603 | 1,899,603 | 0 | 1,899,603 | 0 | 0 | 1,266,402 | 1,266,402 | 633,201 |
| | 20105 | FORTAMUN | 1,873,926 | 10,527 | 1,884,453 | 1,884,453 | 0 | 1,884,453 | 0 | 0 | 1,256,302 | 1,256,302 | 628,151 |
| 338 | | **PINOS** | **56,658,095** | **(14,684,059)** | **41,974,036** | **41,974,036** | **0** | **41,974,036** | **0** | **0** | **34,977,658** | **34,977,658** | **6,996,378** |
| | 10305 | PARTICIPACIONES A MUNICIPIOS | 21,254,115 | (269,213) | 20,984,902 | 20,984,902 | 0 | 20,984,902 | 0 | 0 | 20,984,902 | 20,984,902 | 0 |
| | 20104 | FISM | 27,647,985 | (14,458,416) | 13,189,569 | 13,189,569 | 0 | 13,189,569 | 0 | 0 | 8,793,046 | 8,793,046 | 4,396,523 |
| | 20105 | FORTAMUN | 7,755,995 | 43,570 | 7,799,565 | 7,799,565 | 0 | 7,799,565 | 0 | 0 | 5,199,710 | 5,199,710 | 2,599,855 |
| 339 | | **RÍO GRANDE** | **37,090,413** | **(6,385,667)** | **30,704,746** | **30,704,746** | **0** | **30,704,746** | **0** | **0** | **26,394,638** | **26,394,638** | **4,310,108** |
| | 10305 | PARTICIPACIONES A MUNICIPIOS | 17,699,472 | 74,950 | 17,774,422 | 17,774,422 | 0 | 17,774,422 | 0 | 0 | 17,774,422 | 17,774,422 | 0 |
| | 20104 | FISM | 12,429,046 | (6,499,726) | 5,929,320 | 5,929,320 | 0 | 5,929,320 | 0 | 0 | 3,952,880 | 3,952,880 | 1,976,440 |
| | 20105 | FORTAMUN | 6,961,895 | 39,109 | 7,001,004 | 7,001,004 | 0 | 7,001,004 | 0 | 0 | 4,667,336 | 4,667,336 | 2,333,668 |
| 340 | | **SAÍN ALTO** | **24,367,452** | **(7,697,310)** | **16,670,142** | **16,670,142** | **0** | **16,670,142** | **0** | **0** | **13,529,570** | **13,529,570** | **3,140,572** |
| | 10305 | PARTICIPACIONES A MUNICIPIOS | 7,267,019 | (18,593) | 7,248,426 | 7,248,426 | 0 | 7,248,426 | 0 | 0 | 7,248,426 | 7,248,426 | 0 |
| | 20104 | FISM | 14,709,249 | (7,692,150) | 7,017,099 | 7,017,099 | 0 | 7,017,099 | 0 | 0 | 4,678,066 | 4,678,066 | 2,339,033 |
| | 20105 | FORTAMUN | 2,391,184 | 13,433 | 2,404,617 | 2,404,617 | 0 | 2,404,617 | 0 | 0 | 1,603,078 | 1,603,078 | 801,539 |
| 341 | | **SANTA MARÍA DE LA PAZ** | **3,085,414** | **(547,515)** | **2,537,899** | **2,537,899** | **0** | **2,537,899** | **0** | **0** | **2,273,870** | **2,273,870** | **264,029** |
| | 10305 | PARTICIPACIONES A MUNICIPIOS | 1,772,129 | (26,317) | 1,745,812 | 1,745,812 | 0 | 1,745,812 | 0 | 0 | 1,745,812 | 1,745,812 | 0 |
| | 20104 | FISM | 1,000,021 | (522,958) | 477,063 | 477,063 | 0 | 477,063 | 0 | 0 | 318,042 | 318,042 | 159,021 |
| | 20105 | FORTAMUN | 313,264 | 1,760 | 315,024 | 315,024 | 0 | 315,024 | 0 | 0 | 210,016 | 210,016 | 105,008 |
| 342 | | **SOMBRERETE** | **46,189,203** | **(10,164,500)** | **36,024,703** | **36,024,703** | **0** | **36,024,703** | **0** | **0** | **30,746,601** | **30,746,601** | **5,278,102** |
| | 10305 | PARTICIPACIONES A MUNICIPIOS | 20,525,762 | (335,365) | 20,190,397 | 20,190,397 | 0 | 20,190,397 | 0 | 0 | 20,190,397 | 20,190,397 | 0 |
| | 20104 | FISM | 18,868,670 | (9,867,305) | 9,001,365 | 9,001,365 | 0 | 9,001,365 | 0 | 0 | 6,000,910 | 6,000,910 | 3,000,455 |
| | 20105 | FORTAMUN | 6,794,771 | 38,170 | 6,832,941 | 6,832,941 | 0 | 6,832,941 | 0 | 0 | 4,555,294 | 4,555,294 | 2,277,647 |
| | | **Total Hoja 7/10** | **178,463,667** | **(41,637,529)** | **136,826,138** | **136,826,138** | **0** | **136,826,138** | **0** | **0** | **115,575,597** | **115,575,597** | **21,250,541** |

**Estado Sobre el Ejercicio del Presupuesto por: Municipios / Ente Público / Fuente de Financiamiento al 31 de Marzo de 2012.**

| | Codificación | Ejercicio del Presupuesto | Presupuesto de Egresos Aprobado | Ampliaciones / (Reducciónes) | Presupuesto Vigente | Comprometido | Presupuesto Disponible para Comprometer | Devengado | Comprometido no Devengado | Presupuesto sin Devengar | Ejercido | Pagado | Cuentas por Pagar (Deuda) |
|---|---|---|---|---|---|---|---|---|---|---|---|---|---|
| | | Nombre | 1 | 2 | 3 | 4 | 5=(3-4) | 6 | 7=(4-6) | 8=(3-6) | 9 | 10 | 11=(6-10) |
| 343 | | **SUSTICACÁN** | **2,143,008** | **(382,687)** | **1,760,321** | **1,760,321** | **0** | **1,760,321** | **0** | **0** | **1,598,686** | **1,598,686** | **161,635** |
| | 10305 | PARTICIPACIONES A MUNICIPIOS | 1,293,880 | (18,464) | 1,275,416 | 1,275,416 | 0 | 1,275,416 | 0 | 0 | 1,275,416 | 1,275,416 | 0 |
| | 20104 | FISM | 698,104 | (365,071) | 333,033 | 333,033 | 0 | 333,033 | 0 | 0 | 222,022 | 222,022 | 111,011 |
| | 20105 | FORTAMUN | 151,024 | 848 | 151,872 | 151,872 | 0 | 151,872 | 0 | 0 | 101,248 | 101,248 | 50,624 |
| 344 | | **TABASCO** | **12,112,020** | **(2,534,356)** | **9,577,664** | **9,577,664** | **0** | **9,577,664** | **0** | **0** | **8,249,089** | **8,249,089** | **1,328,575** |
| | 10305 | PARTICIPACIONES A MUNICIPIOS | 5,683,420 | (91,481) | 5,591,939 | 5,591,939 | 0 | 5,591,939 | 0 | 0 | 5,591,939 | 5,591,939 | 0 |
| | 20104 | FISM | 4,690,041 | (2,452,641) | 2,237,400 | 2,237,400 | 0 | 2,237,400 | 0 | 0 | 1,491,600 | 1,491,600 | 745,800 |
| | 20105 | FORTAMUN | 1,738,559 | 9,766 | 1,748,325 | 1,748,325 | 0 | 1,748,325 | 0 | 0 | 1,165,550 | 1,165,550 | 582,775 |
| 345 | | **TEPECHITLÁN** | **7,895,575** | **(1,556,492)** | **6,339,083** | **6,339,083** | **0** | **6,339,083** | **0** | **0** | **5,577,566** | **5,577,566** | **761,517** |
| | 10305 | PARTICIPACIONES A MUNICIPIOS | 4,117,456 | (62,924) | 4,054,532 | 4,054,532 | 0 | 4,054,532 | 0 | 0 | 4,054,532 | 4,054,532 | 0 |
| | 20104 | FISM | 2,865,865 | (1,498,693) | 1,367,172 | 1,367,172 | 0 | 1,367,172 | 0 | 0 | 911,448 | 911,448 | 455,724 |
| | 20105 | FORTAMUN | 912,254 | 5,125 | 917,379 | 917,379 | 0 | 917,379 | 0 | 0 | 611,586 | 611,586 | 305,793 |
| 346 | | **TEPETONGO** | **6,910,215** | **(1,171,015)** | **5,739,200** | **5,739,200** | **0** | **5,739,200** | **0** | **0** | **5,136,114** | **5,136,114** | **603,086** |
| | 10305 | PARTICIPACIONES A MUNICIPIOS | 3,989,986 | (60,044) | 3,929,942 | 3,929,942 | 0 | 3,929,942 | 0 | 0 | 3,929,942 | 3,929,942 | 0 |
| | 20104 | FISM | 2,132,904 | (1,115,394) | 1,017,510 | 1,017,510 | 0 | 1,017,510 | 0 | 0 | 678,340 | 678,340 | 339,170 |
| | 20105 | FORTAMUN | 787,325 | 4,423 | 791,748 | 791,748 | 0 | 791,748 | 0 | 0 | 527,832 | 527,832 | 263,916 |
| 347 | | **TEUL DE GONZÁLEZ ORTEGA** | **4,317,022** | **(403,158)** | **3,913,864** | **3,913,864** | **0** | **3,913,864** | **0** | **0** | **3,614,942** | **3,614,942** | **298,922** |
| | 10305 | PARTICIPACIONES A MUNICIPIOS | 3,015,162 | (45,533) | 2,969,629 | 2,969,629 | 0 | 2,969,629 | 0 | 0 | 2,969,629 | 2,969,629 | 0 |
| | 20104 | FISM | 690,433 | (361,060) | 329,373 | 329,373 | 0 | 329,373 | 0 | 0 | 235,405 | 235,405 | 93,968 |
| | 20105 | FORTAMUN | 611,427 | 3,435 | 614,862 | 614,862 | 0 | 614,862 | 0 | 0 | 409,908 | 409,908 | 204,954 |
| 348 | | **TLALTENANGO DE SÁNCHEZ ROMÁN** | **21,392,593** | **(4,979,938)** | **16,412,655** | **16,412,655** | **0** | **16,412,655** | **0** | **0** | **13,990,027** | **13,990,027** | **2,422,628** |
| | 10305 | PARTICIPACIONES A MUNICIPIOS | 9,294,256 | (149,485) | 9,144,771 | 9,144,771 | 0 | 9,144,771 | 0 | 0 | 9,144,771 | 9,144,771 | 0 |
| | 20104 | FISM | 9,267,405 | (4,846,356) | 4,421,049 | 4,421,049 | 0 | 4,421,049 | 0 | 0 | 2,947,366 | 2,947,366 | 1,473,683 |
| | 20105 | FORTAMUN | 2,830,932 | 15,903 | 2,846,835 | 2,846,835 | 0 | 2,846,835 | 0 | 0 | 1,897,890 | 1,897,890 | 948,945 |
| | | **Total Hoja 8/10** | **54,770,433** | **(11,027,646)** | **43,742,787** | **43,742,787** | **0** | **43,742,787** | **0** | **0** | **38,166,424** | **38,166,424** | **5,576,363** |

**Estado Sobre el Ejercicio del Presupuesto por: Municipios / Ente Público / Fuente de Financiamiento al 31 de Marzo de 2012.**

| | Codificación | Ejercicio del Presupuesto | Presupuesto de Egresos Aprobado | Ampliaciones / (Reducciónes) | Presupuesto Vigente | Comprometido | Presupuesto Disponible para Comprometer | Devengado | Comprometido no Devengado | Presupuesto sin Devengar | Ejercido | Pagado | Cuentas por Pagar (Deuda) |
|---|---|---|---|---|---|---|---|---|---|---|---|---|---|
| | | Nombre | 1 | 2 | 3 | 4 | 5=(3-4) | 6 | 7=(4-6) | 8=(3-6) | 9 | 10 | 11=(6-10) |
| 349 | | **TRANCOSO** | **10,384,981** | **(1,894,826)** | **8,490,155** | **8,490,155** | **0** | **8,490,155** | **0** | **0** | **7,306,005** | **7,306,005** | **1,184,150** |
| | 10305 | PARTICIPACIONES A MUNICIPIOS | 5,021,858 | (84,153) | 4,937,705 | 4,937,705 | 0 | 4,937,705 | 0 | 0 | 4,937,705 | 4,937,705 | 0 |
| | 20104 | FISM | 3,482,646 | (1,821,237) | 1,661,409 | 1,661,409 | 0 | 1,661,409 | 0 | 0 | 1,107,606 | 1,107,606 | 553,803 |
| | 20105 | FORTAMUN | 1,880,477 | 10,564 | 1,891,041 | 1,891,041 | 0 | 1,891,041 | 0 | 0 | 1,260,694 | 1,260,694 | 630,347 |
| 350 | | **TRINIDAD GARCÍA DE LA CADENA** | **3,024,762** | **(282,515)** | **2,742,247** | **2,742,247** | **0** | **2,742,247** | **0** | **0** | **2,522,228** | **2,522,228** | **220,019** |
| | 10305 | PARTICIPACIONES A MUNICIPIOS | 2,011,863 | 70,327 | 2,082,190 | 2,082,190 | 0 | 2,082,190 | 0 | 0 | 2,082,190 | 2,082,190 | 0 |
| | 20104 | FISM | 678,314 | (354,722) | 323,592 | 323,592 | 0 | 323,592 | 0 | 0 | 215,728 | 215,728 | 107,864 |
| | 20105 | FORTAMUN | 334,585 | 1,880 | 336,465 | 336,465 | 0 | 336,465 | 0 | 0 | 224,310 | 224,310 | 112,155 |
| 351 | | **VALPARAÍSO** | **43,532,018** | **(12,386,802)** | **31,145,216** | **31,145,216** | **0** | **31,145,216** | **0** | **0** | **26,209,073** | **26,209,073** | **4,936,143** |
| | 10305 | PARTICIPACIONES A MUNICIPIOS | 16,590,568 | (253,781) | 16,336,787 | 16,336,787 | 0 | 16,336,787 | 0 | 0 | 16,336,787 | 16,336,787 | 0 |
| | 20104 | FISM | 23,241,016 | (12,153,808) | 11,087,208 | 11,087,208 | 0 | 11,087,208 | 0 | 0 | 7,391,472 | 7,391,472 | 3,695,736 |
| | 20105 | FORTAMUN | 3,700,434 | 20,787 | 3,721,221 | 3,721,221 | 0 | 3,721,221 | 0 | 0 | 2,480,814 | 2,480,814 | 1,240,407 |
| 352 | | **VETAGRANDE** | **7,354,252** | **(1,605,369)** | **5,748,883** | **5,748,883** | **0** | **5,748,883** | **0** | **0** | **4,927,181** | **4,927,181** | **821,702** |
| | 10305 | PARTICIPACIONES A MUNICIPIOS | 3,337,671 | (53,894) | 3,283,777 | 3,283,777 | 0 | 3,283,777 | 0 | 0 | 3,283,777 | 3,283,777 | 0 |
| | 20104 | FISM | 2,977,954 | (1,557,310) | 1,420,644 | 1,420,644 | 0 | 1,420,644 | 0 | 0 | 947,096 | 947,096 | 473,548 |
| | 20105 | FORTAMUN | 1,038,627 | 5,835 | 1,044,462 | 1,044,462 | 0 | 1,044,462 | 0 | 0 | 696,308 | 696,308 | 348,154 |
| 353 | | **VILLA DE COS** | **33,210,922** | **(8,358,591)** | **24,852,331** | **24,852,331** | **0** | **24,852,331** | **0** | **0** | **21,092,626** | **21,092,626** | **3,759,705** |
| | 10305 | PARTICIPACIONES A MUNICIPIOS | 13,791,277 | (218,061) | 13,573,216 | 13,573,216 | 0 | 13,573,216 | 0 | 0 | 13,573,216 | 13,573,216 | 0 |
| | 20104 | FISM | 15,607,608 | (8,161,944) | 7,445,664 | 7,445,664 | 0 | 7,445,664 | 0 | 0 | 4,963,776 | 4,963,776 | 2,481,888 |
| | 20105 | FORTAMUN | 3,812,037 | 21,414 | 3,833,451 | 3,833,451 | 0 | 3,833,451 | 0 | 0 | 2,555,634 | 2,555,634 | 1,277,817 |
| 354 | | **VILLA GARCÍA** | **13,112,494** | **(2,841,108)** | **10,271,386** | **10,271,386** | **0** | **10,271,386** | **0** | **0** | **8,753,140** | **8,753,140** | **1,518,246** |
| | 10305 | PARTICIPACIONES A MUNICIPIOS | 5,812,629 | (95,981) | 5,716,648 | 5,716,648 | 0 | 5,716,648 | 0 | 0 | 5,716,648 | 5,716,648 | 0 |
| | 20104 | FISM | 5,271,138 | (2,756,523) | 2,514,615 | 2,514,615 | 0 | 2,514,615 | 0 | 0 | 1,676,410 | 1,676,410 | 838,205 |
| | 20105 | FORTAMUN | 2,028,727 | 11,396 | 2,040,123 | 2,040,123 | 0 | 2,040,123 | 0 | 0 | 1,360,082 | 1,360,082 | 680,041 |
| | | **Total Hoja 9/10** | **110,619,429** | **(27,369,211)** | **83,250,218** | **83,250,218** | **0** | **83,250,218** | **0** | **0** | **70,810,253** | **70,810,253** | **12,439,965** |

**Estado Sobre el Ejercicio del Presupuesto por: Municipios / Ente Público / Fuente de Financiamiento al 31 de Marzo de 2012.**

| | Codificación | Ejercicio del Presupuesto | Presupuesto de Egresos Aprobado | Ampliaciones / (Reducciónes) | Presupuesto Vigente | Comprometido | Presupuesto Disponible para Comprometer | Devengado | Comprometido no Devengado | Presupuesto sin Devengar | Ejercido | Pagado | Cuentas por Pagar (Deuda) |
|---|---|---|---|---|---|---|---|---|---|---|---|---|---|
| | | Nombre | 1 | 2 | 3 | 4 | 5=(3-4) | 6 | 7=(4-6) | 8=(3-6) | 9 | 10 | 11=(6-10) |
| 355 | | **VILLA GONZÁLEZ ORTEGA** | **9,539,762** | **(2,031,898)** | **7,507,864** | **7,507,864** | **0** | **7,507,864** | **0** | **0** | **6,429,191** | **6,429,191** | **1,078,673** |
| | 10305 | PARTICIPACIONES A MUNICIPIOS | 4,342,744 | (70,899) | 4,271,845 | 4,271,845 | 0 | 4,271,845 | 0 | 0 | 4,271,845 | 4,271,845 | 0 |
| | 20104 | FISM | 3,765,283 | (1,969,042) | 1,796,241 | 1,796,241 | 0 | 1,796,241 | 0 | 0 | 1,197,494 | 1,197,494 | 598,747 |
| | 20105 | FORTAMUN | 1,431,735 | 8,043 | 1,439,778 | 1,439,778 | 0 | 1,439,778 | 0 | 0 | 959,852 | 959,852 | 479,926 |
| 356 | | **VILLA HIDALGO** | **14,790,899** | **(3,511,533)** | **11,279,366** | **11,279,366** | **0** | **11,279,366** | **0** | **0** | **9,550,586** | **9,550,586** | **1,728,780** |
| | 10305 | PARTICIPACIONES A MUNICIPIOS | 6,194,259 | (101,233) | 6,093,026 | 6,093,026 | 0 | 6,093,026 | 0 | 0 | 6,093,026 | 6,093,026 | 0 |
| | 20104 | FISM | 6,543,373 | (3,421,834) | 3,121,539 | 3,121,539 | 0 | 3,121,539 | 0 | 0 | 2,081,026 | 2,081,026 | 1,040,513 |
| | 20105 | FORTAMUN | 2,053,267 | 11,534 | 2,064,801 | 2,064,801 | 0 | 2,064,801 | 0 | 0 | 1,376,534 | 1,376,534 | 688,267 |
| 357 | | **VILLANUEVA** | **23,250,170** | **(4,717,416)** | **18,532,754** | **18,532,754** | **0** | **18,532,754** | **0** | **0** | **16,053,149** | **16,053,149** | **2,479,605** |
| | 10305 | PARTICIPACIONES A MUNICIPIOS | 11,273,619 | (179,680) | 11,093,939 | 11,093,939 | 0 | 11,093,939 | 0 | 0 | 11,093,939 | 11,093,939 | 0 |
| | 20104 | FISM | 8,712,312 | (4,556,073) | 4,156,239 | 4,156,239 | 0 | 4,156,239 | 0 | 0 | 2,770,826 | 2,770,826 | 1,385,413 |
| | 20105 | FORTAMUN | 3,264,239 | 18,337 | 3,282,576 | 3,282,576 | 0 | 3,282,576 | 0 | 0 | 2,188,384 | 2,188,384 | 1,094,192 |
| 358 | | **ZACATECAS** | **63,876,401** | **(3,505,401)** | **60,371,000** | **60,371,000** | **0** | **60,371,000** | **0** | **0** | **55,063,664** | **55,063,664** | **5,307,336** |
| | 10305 | PARTICIPACIONES A MUNICIPIOS | 43,028,983 | (713,639) | 42,315,344 | 42,315,344 | 0 | 42,315,344 | 0 | 0 | 42,315,344 | 42,315,344 | 0 |
| | 20104 | FISM | 5,503,332 | (2,877,954) | 2,625,378 | 2,625,378 | 0 | 2,625,378 | 0 | 0 | 2,451,468 | 2,451,468 | 173,910 |
| | 20105 | FORTAMUN | 15,344,086 | 86,192 | 15,430,278 | 15,430,278 | 0 | 15,430,278 | 0 | 0 | 10,296,852 | 10,296,852 | 5,133,426 |
| | | **Total Hoja 10/10** | **111,457,232** | **(13,766,248)** | **97,690,984** | **97,690,984** | **0** | **97,690,984** | **0** | **0** | **87,096,590** | **87,096,590** | **10,594,394** |
| | | **T O T A L E S** | **1,078,333,882** | **(212,202,296)** | **866,131,586** | **866,131,586** | **0** | **866,131,586** | **0** | **0** | **748,982,751** | **748,982,751** | **117,148,835** |

## Estado Sobre el Ejercicio del Presupuesto por: Eje al 31 de Marzo de 2012.

| Codificación | Ejercicio del Presupuesto | Presupuesto de Egresos Aprobado | Ampliaciones / (Reducciónes) | Presupuesto Vigente | Comprometido | Presupuesto Disponible para Comprometer | Devengado | Comprometido no Devengado | Presupuesto sin Devengar | Ejercido | Pagado | Cuentas por Pagar (Deuda) |
|---|---|---|---|---|---|---|---|---|---|---|---|---|
| | Nombre | 1 | 2 | 3 | 4 | 5=(3-4) | 6 | 7=(4-6) | 8=(3-6) | 9 | 10 | 11=(6-10) |
| 1 | ZACATECAS SEGURO | 386,839,765 | (547,101) | 386,292,664 | 298,594,240 | 87,698,424 | 272,371,339 | 26,222,901 | 113,921,325 | 243,073,035 | 241,991,579 | 30,379,760 |
| 2 | ZACATECAS UNIDO | 1,694,934,453 | 378,621,922 | 2,073,556,375 | 1,970,271,493 | 103,284,882 | 1,953,903,223 | 16,368,270 | 119,653,152 | 1,932,614,485 | 1,925,756,034 | 28,147,189 |
| 3 | ZACATECAS PRODUCTIVO | 283,180,852 | (82,377,700) | 200,803,152 | 129,406,700 | 71,396,452 | 122,524,259 | 6,882,441 | 78,278,893 | 115,499,794 | 114,040,530 | 8,483,729 |
| 4 | ZACATECAS MODERNO | 183,253,530 | 35,717,245 | 218,970,775 | 88,528,037 | 130,442,739 | 81,683,995 | 6,844,042 | 137,286,781 | 79,065,307 | 78,822,081 | 2,861,914 |
| 5 | ZACATECAS JUSTO | 3,085,292,919 | 3,724,271 | 3,089,017,190 | 2,570,835,776 | 518,181,414 | 2,558,946,057 | 11,889,719 | 530,071,133 | 2,513,377,539 | 2,489,173,684 | 69,772,373 |
| | T O T A L E S | 5,633,501,519 | 335,138,637 | 5,968,640,156 | 5,057,636,244 | 911,003,911 | 4,989,428,872 | 68,207,373 | 979,211,284 | 4,883,630,161 | 4,849,783,907 | 139,644,964 |

## Estado Sobre el Ejercicio del Presupuesto por: Eje / Línea Estratégica al 31 de Marzo de 2012.

| Codificación | Ejercicio del Presupuesto | Presupuesto de Egresos Aprobado | Ampliaciones / (Reducciónes) | Presupuesto Vigente | Comprometido | Presupuesto Disponible para Comprometer | Devengado | Comprometido no Devengado | Presupuesto sin Devengar | Ejercido | Pagado | Cuentas por Pagar (Deuda) |
|---|---|---|---|---|---|---|---|---|---|---|---|---|
| | Nombre | 1 | 2 | 3 | 4 | 5=(3-4) | 6 | 7=(4-6) | 8=(3-6) | 9 | 10 | 11=(6-10) |
| **1** | **ZACATECAS SEGURO** | **386,839,765** | **(547,101)** | **386,292,664** | **298,594,240** | **87,698,424** | **272,371,339** | **26,222,901** | **113,921,325** | **243,073,035** | **241,991,579** | **30,379,760** |
| 1.1 | Reformas para Fortalecer el Estado de Derecho | 80,657,216 | 20,149,011 | 100,806,227 | 91,081,782 | 9,724,445 | 76,961,745 | 14,120,037 | 23,844,482 | 66,759,688 | 66,199,025 | 10,762,720 |
| 1.2 | Procuración e Impartición de Justicia | 16,272,591 | 2,244,717 | 18,517,308 | 12,623,350 | 5,893,958 | 11,320,328 | 1,303,022 | 7,196,980 | 9,821,872 | 9,821,872 | 1,498,455 |
| 1.3 | Garantía de Seguridad Pública | 243,953,361 | (28,151,655) | 215,801,706 | 151,298,435 | 64,503,271 | 144,514,982 | 6,783,453 | 71,286,724 | 133,285,375 | 132,764,581 | 11,750,401 |
| 1.4 | Prevención del delito | 40,597,735 | 4,605,790 | 45,203,525 | 39,453,012 | 5,750,513 | 35,889,469 | 3,563,543 | 9,314,055 | 30,010,324 | 30,010,324 | 5,879,145 |
| 1.5 | Participación Activa de la Sociedad Civil | 5,358,862 | 605,037 | 5,963,899 | 4,137,661 | 1,826,238 | 3,684,815 | 452,846 | 2,279,084 | 3,195,776 | 3,195,776 | 489,039 |
| **2** | **ZACATECAS UNIDO** | **1,694,934,453** | **378,621,922** | **2,073,556,375** | **1,970,271,493** | **103,284,882** | **1,953,903,223** | **16,368,270** | **119,653,152** | **1,932,614,485** | **1,925,756,034** | **28,147,189** |
| 2.1 | Una mejor Administración Pública: Eficiencia Transparencia y Rendición de Cuentas | 1,634,076,526 | 332,180,327 | 1,966,256,853 | 1,908,921,933 | 57,334,921 | 1,896,875,379 | 12,046,554 | 69,381,474 | 1,883,406,118 | 1,880,725,257 | 16,150,122 |
| 2.2 | Gobernabilidad participativa e incluyente para la construcción de una nueva ciudadanía | 25,420,742 | 18,382,112 | 43,802,854 | 36,849,653 | 6,953,201 | 33,587,627 | 3,262,026 | 10,215,227 | 27,953,976 | 24,717,583 | 8,870,044 |
| 2.3 | Equidad entre los géneros | 8,276,907 | 0 | 8,276,907 | 4,974,456 | 3,302,451 | 4,974,456 | 0 | 3,302,451 | 4,962,642 | 4,962,642 | 11,813 |
| 2.4 | Fomento a la participación de la sociedad civil organizada | 7.008.530 | 2.991.314 | 9.999.844 | 3.763.464 | 6.236.380 | 3.609.195 | 154.269 | 6.390.650 | 3.461.576 | 2.520.379 | 1.088.816 |
| 2.5 | Inclusión Plena de la Comunidad Migrante | 4,369,546 | 24,807,096 | 29,176,642 | 2,646,508 | 26,530,134 | 2,369,248 | 277,260 | 26,807,393 | 1,666,282 | 1,666,282 | 702,967 |
| 2.6 | Coordinación Eficiente con los Municipios | 1,311,875 | 733,392 | 2,045,267 | 1,573,304 | 471,964 | 1,408,211 | 165,093 | 637,056 | 1,223,674 | 1,223,674 | 184,536 |
| 2.7 | Diálogo responsable y Comprometido con los Poderes del Estado | 14,470,327 | (472,320) | 13,998,007 | 11,542,176 | 2,455,831 | 11,079,107 | 463,069 | 2,918,900 | 9,940,217 | 9,940,217 | 1,138,890 |
| **3** | **ZACATECAS PRODUCTIVO** | **283,180,852** | **(82,377,700)** | **200,803,152** | **129,406,700** | **71,396,452** | **122,524,259** | **6,882,441** | **78,278,893** | **115,499,794** | **114,040,530** | **8,483,729** |
| 3.1 | Empleos para crecer y prosperar | 22,316,419 | 7,356,071 | 29,672,490 | 21,950,820 | 7,721,671 | 21,133,422 | 817,397 | 8,539,068 | 19,266,371 | 18,833,596 | 2,299,826 |
| 3.2 | Desarrollo Rural Sustentable | 179,686,232 | (64,973,385) | 114,712,847 | 82,151,976 | 32,560,870 | 81,284,039 | 867,938 | 33,428,808 | 79,374,330 | 78,535,040 | 2,748,999 |
| 3.3 | Fomento a la agroindustria | 37,345,929 | (33,101,660) | 4,244,269 | 3,943,399 | 300,870 | 3,788,066 | 155,333 | 456,203 | 3,389,872 | 3,389,872 | 398,194 |
| 3.4 | Fortalecimiento sustentable de la minería | 0 | 406,264 | 406,264 | 401,913 | 4,351 | 383,731 | 18,182 | 22,533 | 327,357 | 327,357 | 56,375 |
| 3.5 | Consolidación de la vocación turística | 22.181.313 | 2.940.158 | 25.121.471 | 13.296.568 | 11.824.903 | 13.051.255 | 245.313 | 12.070.216 | 10.558.345 | 10.371.147 | 2.680.108 |
| 3.6 | Financiamiento para el desarrollo | 423,169 | 710,628 | 1,133,797 | 990,137 | 143,660 | 935,306 | 54,830 | 198,491 | 792,133 | 792,133 | 143,173 |
| 3.7 | Infraestructura para la competitividad | 15,682,506 | 4,190,820 | 19,873,326 | 5,516,206 | 14,357,120 | 812,526 | 4,703,680 | 19,060,800 | 768,717 | 768,717 | 43,809 |
| 3.8 | Integración regional y global para el desarrollo | 5,545,284 | 93,404 | 5,638,688 | 1,155,680 | 4,483,007 | 1,135,913 | 19,767 | 4,502,775 | 1,022,668 | 1,022,668 | 113,245 |
| **4** | **ZACATECAS MODERNO** | **183,253,530** | **35,717,245** | **218,970,775** | **88,528,037** | **130,442,739** | **81,683,995** | **6,844,042** | **137,286,781** | **79,065,307** | **78,822,081** | **2,861,914** |
| 4.1 | Impulso a la ciencia tecnología e innovación | 5,898,677 | 50,689 | 5,949,366 | 3,713,621 | 2,235,745 | 3,713,621 | 0 | 2,235,745 | 3,706,653 | 3,706,653 | 6,967 |
| 4.2 | Fomento de una sociedad y una economía del conocimiento | 11,680,081 | (1,561,725) | 10,118,356 | 699,349 | 9,419,007 | 585,362 | 113,987 | 9,532,993 | 504,667 | 504,667 | 80,695 |
| 4.3 | Conservación de Ecosistemas y cuidado del Medio Ambiente | 3,948,712 | 0 | 3,948,712 | 2,862,812 | 1,085,900 | 2,862,812 | 0 | 1,085,900 | 2,862,812 | 2,862,812 | 0 |
| 4.4 | Cultura Ambiental y Vinculación Sectorial | 0 | 0 | 0 | 0 | 0 | 0 | 0 | 0 | 0 | 0 | 0 |
| 4.5 | Administración Sustentable del Agua | 24.119.943 | 5.650.025 | 29.769.968 | 15.382.499 | 14.387.469 | 10.830.821 | 4.551.678 | 18.939.147 | 10.830.821 | 10.830.821 | 0 |
| 4.7 | Consolidación de la Infraestructura Urbana Sustentable del Estado | 137,606,117 | 31,578,257 | 169,184,374 | 65,869,756 | 103,314,618 | 63,691,379 | 2,178,377 | 105,492,995 | 61,160,353 | 60,917,127 | 2,774,251 |
| **5** | **ZACATECAS JUSTO** | **3,085,292,919** | **3,724,271** | **3,089,017,190** | **2,570,835,776** | **518,181,414** | **2,558,946,057** | **11,889,719** | **530,071,133** | **2,513,377,539** | **2,489,173,684** | **69,772,373** |
| 5.1 | Abatimiento de la pobreza y marginación | 151,436,994 | (83,341,446) | 68,095,548 | 28,775,202 | 39,320,346 | 28,583,357 | 191,845 | 39,512,190 | 28,091,362 | 10,249,074 | 18,334,283 |
| 5.2 | Combate a la desigualdad y atención prioritaria a grupos vulnerables. | 44,499,407 | 3,842,384 | 48,341,791 | 42,911,605 | 5,430,186 | 42,904,891 | 6,714 | 5,436,901 | 42,801,843 | 42,801,843 | 103,048 |
| 5.3 | Educación de calidad para un Zacatecas moderno y productivo | 2,398,072,557 | 26,866,449 | 2,424,939,006 | 1,982,954,296 | 441,984,710 | 1,971,263,140 | 11,691,157 | 453,675,867 | 1,931,659,789 | 1,925,298,222 | 45,964,917 |
| 5.4 | Salud y Seguridad social para todos | 410,654,572 | 37,351,367 | 448,005,939 | 428,386,287 | 19,619,652 | 428,386,287 | 0 | 19,619,652 | 424,716,162 | 424,716,162 | 3,670,125 |
| 5.5 | Infraestructura social y vivienda para el bienestar | 7,076,308 | 926,414 | 8,002,722 | 7,293,422 | 709,300 | 7,293,422 | 0 | 709,300 | 5,593,422 | 5,593,422 | 1,700,000 |
| 5.6 | Cultura para el Fortalecimiento de Nuestra Identidad | 54.299.472 | 17.818.432 | 72.117.904 | 61.687.268 | 10.430.637 | 61.687.265 | 3 | 10.430.640 | 61.687.265 | 61.687.265 | 0 |
| 5.7 | Deporte para un desarrollo integral y armónico | 19,253,609 | 260,671 | 19,514,280 | 18,827,695 | 686,584 | 18,827,695 | 0 | 686,584 | 18,827,695 | 18,827,695 | 0 |
| | **T O T A L E S** | **5,633,501,519** | **335,138,637** | **5,968,640,156** | **5,057,636,244** | **911,003,911** | **4,989,428,872** | **68,207,373** | **979,211,284** | **4,883,630,161** | **4,849,783,907** | **139,644,964** |

## Estado Sobre el Ejercicio del Presupuesto por: Eje / Ente Público al 31 de Marzo de 2012.

| Codificación | Ejercicio del Presupuesto | Presupuesto de Egresos Aprobado | Ampliaciones / (Reducciónes) | Presupuesto Vigente | Comprometido | Presupuesto Disponible para Comprometer | Devengado | Comprometido no Devengado | Presupuesto sin Devengar | Ejercido | Pagado | Cuentas por Pagar (Deuda) |
|---|---|---|---|---|---|---|---|---|---|---|---|---|
| | Nombre | 1 | 2 | 3 | 4 | 5=(3-4) | 6 | 7=(4-6) | 8=(3-6) | 9 | 10 | 11=(6-10) |
| **1** | **ZACATECAS SEGURO** | **386,839,765** | **(547,101)** | **386,292,664** | **298,594,240** | **87,698,424** | **272,371,339** | **26,222,901** | **113,921,325** | **243,073,035** | **241,991,579** | **30,379,760** |
| 2 | Secretaría General de Gobierno | 64,847,886 | 8,068,648 | 72,916,534 | 20,195,692 | 52,720,841 | 18,345,834 | 1,849,858 | 54,570,699 | 15,680,277 | 15,680,277 | 2,665,557 |
| 10 | Secretaría de Seguridad Pública | 227,003,858 | (26,226,444) | 200,777,414 | 180,820,846 | 19,956,569 | 171,321,363 | 9,499,483 | 29,456,052 | 155,559,503 | 155,038,709 | 16,282,653 |
| 12 | Procuraduría General de Justicia del Estado | 80,300,264 | 15,170,842 | 95,471,106 | 85,852,445 | 9,618,661 | 71,987,390 | 13,865,055 | 23,483,717 | 62,443,129 | 62,133,664 | 9,853,725 |
| 14 | Coordinación General Jurídica | 14,427,681 | 2,286,365 | 16,714,046 | 11,351,693 | 5,362,353 | 10,343,189 | 1,008,504 | 6,370,857 | 9,016,562 | 8,765,364 | 1,577,825 |
| 83 | Instituto de la Juventud del Estado de Zacatecas | 260.076 | 153.488 | 413.564 | 373.564 | 40.000 | 373.564 | 0 | 40.000 | 373.564 | 373.564 | 0 |
| **2** | **ZACATECAS UNIDO** | **1,694,934,453** | **378,621,922** | **2,073,556,375** | **1,970,271,493** | **103,284,882** | **1,953,903,223** | **16,368,270** | **119,653,152** | **1,932,614,485** | **1,925,756,034** | **28,147,189** |
| 1 | Secretaría Particular | 23,387,962 | 17,766,014 | 41,153,976 | 34,768,111 | 6,385,864 | 32,186,694 | 2,581,418 | 8,967,282 | 26,706,572 | 23,470,179 | 8,716,515 |
| 2 | Secretaría General de Gobierno | 23,801,313 | 27,048,373 | 50,849,686 | 16,984,852 | 33,864,834 | 16,144,765 | 840,087 | 34,704,921 | 14,230,185 | 13,288,989 | 2,855,777 |
| 3 | Secretaría de Finanzas | 190,652,716 | 1,642,581,970 | 1,833,234,686 | 1,809,500,644 | 23,734,042 | 1,803,133,427 | 6,367,216 | 30,101,259 | 1,795,654,241 | 1,795,265,409 | 7,868,018 |
| 4 | Secretaría de Educación y Cultura | 1,500,000 | 0 | 1,500,000 | 0 | 1,500,000 | 0 | 0 | 1,500,000 | 0 | 0 | 0 |
| 5 | Secretaría de Planeación y Desarrollo Regional | 15,170,660 | 8,621,476 | 23,792,136 | 19,462,086 | 4,330,050 | 17,821,912 | 1,640,175 | 5,970,224 | 16,328,944 | 16,067,732 | 1,754,180 |
| 11 | Oficialía Mayor de Gobierno | 1,412,251,765 | (1,320,568,290) | 91,683,475 | 66,325,700 | 25,357,775 | 62,047,001 | 4,278,699 | 29,636,474 | 58,697,900 | 56,788,280 | 5,258,721 |
| 13 | Contraloría Interna | 15,564,159 | 3,172,379 | 18,736,538 | 14,203,319 | 4,533,219 | 13,542,643 | 660,675 | 5,193,894 | 11,990,094 | 11,868,896 | 1,673,748 |
| 61 | Instituto de Selección y Capacitación del Edo. de Zacatecas | 2.472.950 | 0 | 2.472.950 | 2.438.244 | 34.706 | 2.438.244 | 0 | 34.706 | 2.438.244 | 2.438.244 | 0 |
| 62 | Instituto para las Mujeres Zacatecanas | 6.776.907 | 0 | 6.776.907 | 4.974.456 | 1.802.451 | 4.974.456 | 0 | 1.802.451 | 4.962.642 | 4.962.642 | 11.813 |
| 83 | Instituto de la Juventud del Estado de Zacatecas | 3.356.021 | 0 | 3.356.021 | 1.614.081 | 1.741.940 | 1.614.081 | 0 | 1.741.940 | 1.605.664 | 1.605.664 | 8.417 |
| **3** | **ZACATECAS PRODUCTIVO** | **283.180.852** | **(82.377.700)** | **200.803.152** | **129.406.700** | **71.396.452** | **122.524.259** | **6.882.441** | **78.278.893** | **115.499.794** | **114.040.530** | **8.483.729** |
| 7 | Secretaría de Desarrollo Agropecuario | 216.782.162 | (98.231.804) | 118.550.358 | 85.745.534 | 32.804.824 | 84.729.054 | 1.016.480 | 33.821.304 | 82.518.384 | 81.679.094 | 3.049.960 |
| 8 | Secretaría de Desarrollo Económico | 37.824.842 | 12.560.974 | 50.385.816 | 24.715.643 | 25.670.173 | 19.091.496 | 5.624.147 | 31.294.321 | 17.507.871 | 17.075.095 | 2.016.401 |
| 9 | Secretaría de Turismo | 22,181,313 | 2,940,158 | 25,121,471 | 13,296,568 | 11,824,903 | 13,051,255 | 245,313 | 12,070,216 | 10,558,345 | 10,371,147 | 2,680,108 |
| 59 | Instituto de Desarrollo Artesanal del Estado de Zacatecas | 5,848,172 | 352,972 | 6,201,144 | 5,454,592 | 746,553 | 5,458,092 | (3,500) | 743,053 | 4,720,831 | 4,720,831 | 737,261 |
| 83 | Instituto de la Juventud del Estado de Zacatecas | 544,363 | 0 | 544,363 | 194,363 | 350,000 | 194,363 | 0 | 350,000 | 194,363 | 194,363 | 0 |
| **4** | **ZACATECAS MODERNO** | **183,253,530** | **35,717,245** | **218,970,775** | **88,528,037** | **130,442,739** | **81,683,995** | **6,844,042** | **137,286,781** | **79,065,307** | **78,822,081** | **2,861,914** |
| 1 | Secretaría Particular | 10,330,082 | (1,880,657) | 8,449,425 | 386,697 | 8,062,729 | 287,539 | 99,158 | 8,161,887 | 250,073 | 250,073 | 37,465 |
| 6 | Secretaría de Obras Públicas | 96,708,623 | 26,352,832 | 123,061,455 | 40,143,695 | 82,917,760 | 37,965,318 | 2,178,377 | 85,096,137 | 35,434,292 | 35,191,066 | 2,774,251 |
| 8 | Secretaría de Desarrollo Económico | 250.000 | 318.932 | 568.932 | 312.652 | 256.279 | 297.824 | 14.829 | 271.108 | 254.594 | 254.594 | 43.230 |
| 52 | Comisión Estatal de Agua Potable y Alcantarillado | 24.119.943 | 5.650.025 | 29.769.968 | 15.382.499 | 14.387.469 | 10.830.821 | 4.551.678 | 18.939.147 | 10.830.821 | 10.830.821 | 0 |
| 55 | Junta Estatal de Caminos | 40.897.494 | 5.225.425 | 46.122.919 | 25.726.061 | 20.396.858 | 25.726.061 | 0 | 20.396.858 | 25.726.061 | 25.726.061 | 0 |
| 58 | Instituto de Ecología y Medio Ambiente | 3.948.712 | 0 | 3.948.712 | 2.862.812 | 1.085.900 | 2.862.812 | 0 | 1.085.900 | 2.862.812 | 2.862.812 | 0 |
| 81 | Consejo Zacatecano de Ciencia. Tecnología e Innovación | 6.998.676 | 50.689 | 7.049.365 | 3.713.621 | 3.335.744 | 3.713.621 | 0 | 3.335.744 | 3.706.653 | 3.706.653 | 6.967 |
| **5** | **ZACATECAS JUSTO** | **3.085.292.919** | **3.724.271** | **3.089.017.190** | **2.570.835.776** | **518.181.414** | **2.558.946.057** | **11.889.719** | **530.071.133** | **2.513.377.539** | **2.489.173.684** | **69.772.373** |
| 4 | Secretaría de Educación y Cultura | 2.256.056.476 | (104.941.491) | 2.151.114.985 | 1.757.349.186 | 393.765.799 | 1.745.658.029 | 11.691.157 | 405.456.956 | 1.737.058.617 | 1.730.697.050 | 14.960.980 |
| 5 | Secretaría de Planeación y Desarrollo Regional | 112,619,728 | (76,772,682) | 35,847,046 | 7,211,485 | 28,635,560 | 7,019,641 | 191,845 | 28,827,405 | 6,732,458 | 6,732,458 | 287,182 |
| 51 | Servicios de Salud del Estado | 409,000,948 | 37,351,367 | 446,352,315 | 427,494,663 | 18,857,652 | 427,494,663 | 0 | 18,857,652 | 423,824,538 | 423,824,538 | 3,670,125 |
| 53 | Sistema para el Desarrollo Integral de la Familia | 70,095,254 | (2,931,193) | 67,164,061 | 51,389,045 | 15,775,017 | 51,389,045 | 0 | 15,775,017 | 51,389,045 | 33,546,757 | 17,842,288 |
| 54 | Junta de Protección y Conservación de Monumentos Coloniales y Zonas Típicas | 5.550.135 | 0 | 5.550.135 | 3.307.612 | 2.242.523 | 3.307.612 | 0 | 2.242.523 | 3.307.612 | 3.307.612 | 0 |
| 56 | Comisión para la Integración Social de Personas con Discapacidad | 12.478.840 | 0 | 12.478.840 | 12.130.123 | 348.717 | 12.123.409 | 6.714 | 355.431 | 12.020.361 | 12.020.361 | 103.048 |
| 57 | Consejo Promotor de la Vivienda Popular | 7.076.308 | 926.414 | 8.002.722 | 7.293.422 | 709.300 | 7.293.422 | 0 | 709.300 | 5.593.422 | 5.593.422 | 1.700.000 |
| 60 | Patronato Estatal de Promotores Voluntarios | 1.419.858 | 204.813 | 1.624.671 | 1.397.858 | 226.813 | 1.397.858 | 0 | 226.813 | 1.193.045 | 1.193.045 | 204.813 |
| 63 | Centro Regional del Patrimonio Mundial en Zacatecas (UNESCO) | 930.710 | 0 | 930.710 | 861.197 | 69.513 | 861.197 | 0 | 69.513 | 861.197 | 861.197 | 0 |
| 80 | Universidad Politécnica de Zacatecas | 4.167.817 | 8.106.381 | 12.274.198 | 12.274.198 | 0 | 12.274.198 | 0 | 0 | 12.274.198 | 12.274.198 | 0 |
| 82 | Instituto de Cultura Física y Deporte del Estado de Zacatecas | 19,253,609 | 260,671 | 19,514,280 | 18,827,695 | 686,584 | 18,827,695 | 0 | 686,584 | 18,827,695 | 18,827,695 | 0 |
| 83 | Instituto de la Juventud del Estado de Zacatecas | 1,270,866 | 0 | 1,270,866 | 583,278 | 687,588 | 583,278 | 0 | 687,588 | 583,278 | 583,278 | 0 |
| 84 | Instituto Zacatecano de Cultura "Ramón López Velarde" | 47,524,106 | 17,818,432 | 65,342,538 | 57,385,101 | 7,957,437 | 57,385,098 | 3 | 7,957,440 | 57,385,098 | 57,385,098 | 0 |
| 85 | Instituto Zacatecano para la Construcción de Escuelas | 29,165,882 | 16,594,737 | 45,760,619 | 36,158,794 | 9,601,826 | 36,158,794 | 0 | 9,601,826 | 5,154,856 | 5,154,856 | 31,003,938 |
| 86 | Colegio de Bachilleres del Estado de Zacatecas | 33,626,740 | 47,660,901 | 81,287,641 | 81,287,641 | 0 | 81,287,641 | 0 | 0 | 81,287,641 | 81,287,641 | 0 |
| 87 | Colegio de Educación Profesional Técnica del Estado de Zacatecas | 7,896,791 | 3,832,913 | 11,729,704 | 11,254,988 | 474,716 | 11,254,988 | 0 | 474,716 | 11,254,988 | 11,254,988 | 0 |
| 88 | Colegio de Estudios Científicos y Tecnológicos del Estado de Zacatecas | 14,306,605 | 27,970,570 | 42,277,175 | 42,277,175 | 0 | 42,277,175 | 0 | 0 | 42,277,175 | 42,277,175 | 0 |
| 89 | Instituto Tecnológico Superior de Jerez | 1.395.669 | 1.358.387 | 2.754.056 | 1.358.387 | 1.395.669 | 1.358.387 | 0 | 1.395.669 | 1.358.387 | 1.358.387 | 0 |
| 90 | Instituto Tecnológico Superior de Loreto | 1.778.319 | 1.120.700 | 2.899.019 | 1.120.700 | 1.778.319 | 1.120.700 | 0 | 1.778.319 | 1.120.700 | 1.120.700 | 0 |
| 91 | Instituto Tecnológico Superior de Nochistlán | 1.744.428 | 709.735 | 2.454.163 | 709.735 | 1.744.428 | 709.735 | 0 | 1.744.428 | 709.735 | 709.735 | 0 |
| 92 | Instituto Tecnológico Superior de Fresnillo | 3.776.545 | 3.023.774 | 6.800.319 | 3.023.774 | 3.776.545 | 3.023.774 | 0 | 3.776.545 | 3.023.774 | 3.023.774 | 0 |
| 93 | Instituto Tecnológico Superior Zacatecas Norte | 3.883.285 | 3.296.678 | 7.179.963 | 3.296.678 | 3.883.285 | 3.296.678 | 0 | 3.883.285 | 3.296.678 | 3.296.678 | 0 |
| 94 | Instituto Tecnológico Superior Zacatecas Occidente | 2.196.827 | 1.932.722 | 4.129.549 | 1.932.722 | 2.196.827 | 1.932.722 | 0 | 2.196.827 | 1.932.722 | 1.932.722 | 0 |
| 95 | Instituto Tecnológico Superior Zacatecas - Sur | 2.837.676 | 1.725.089 | 4.562.765 | 1.725.089 | 2.837.676 | 1.725.089 | 0 | 2.837.676 | 1.725.089 | 1.725.089 | 0 |
| 96 | Instituto Zacatecano de Educaciòn para Adultos (IZEA) | 14,501,034 | 4,405,490 | 18,906,524 | 17,798,194 | 1,108,330 | 17,798,194 | 0 | 1,108,330 | 17,798,194 | 17,798,194 | 0 |
| 97 | Unidad Profesional Interdisciplinaria Campus Zacatecas | 12,440,278 | 0 | 12,440,278 | 0 | 12,440,278 | 0 | 0 | 12,440,278 | 0 | 0 | 0 |
| 98 | Universidad Politécnica del Sur de Zacatecas | 1,537,619 | 2,067,199 | 3,604,818 | 3,384,372 | 220,446 | 3,384,372 | 0 | 220,446 | 3,384,372 | 3,384,372 | 0 |
| 99 | Universidad Tecnológica del Estado de Zacatecas | 6,760,566 | 8,002,666 | 14,763,232 | 8,002,666 | 6,760,566 | 8,002,666 | 0 | 6,760,566 | 8,002,666 | 8,002,666 | 0 |
| | **T O T A L E S** | **5,633,501,519** | **335,138,637** | **5,968,640,156** | **5,057,636,244** | **911,003,911** | **4,989,428,872** | **68,207,373** | **979,211,284** | **4,883,630,161** | **4,849,783,907** | **139,644,964** |

## Estado Sobre el Ejercicio del Presupuesto por: Eje / Línea Estratégica / Estrategia al 31 de Marzo de 2012.

| Codificación | Ejercicio del Presupuesto | Presupuesto de Egresos Aprobado | Ampliaciones / (Reducciónes) | Presupuesto Vigente | Comprometido | Presupuesto Disponible para Comprometer | Devengado | Comprometido no Devengado | Presupuesto sin Devengar | Ejercido | Pagado | Cuentas por Pagar (Deuda) |
|---|---|---|---|---|---|---|---|---|---|---|---|---|
| | Nombre | 1 | 2 | 3 | 4 | 5=(3-4) | 6 | 7=(4-6) | 8=(3-6) | 9 | 10 | 11=(6-10) |
| **1** | **Zacatecas Seguro** | **386,839,765** | **(547,101)** | **386,292,664** | **298,594,240** | **87,698,424** | **272,371,339** | **26,222,901** | **113,921,325** | **243,073,035** | **241,991,579** | **30,379,760** |
| **1.1** | **Reformas para Fortalecer el Estado de Derecho** | **80,657,216** | **20,149,011** | **100,806,227** | **91,081,782** | **9,724,445** | **76,961,745** | **14,120,037** | **23,844,482** | **66,759,688** | **66,199,025** | **10,762,720** |
| 1.1.1 | Robusteceremos el Estado de Derecho y consolidaremos las Instituciones mediante reformas a su marco conceptual institucional y operacional partiendo del diálogo entre iguales entre poderes entre órdenes de gobierno pero haciendo a la socie | 80,657,216 | 20,149,011 | 100,806,227 | 91,081,782 | 9,724,445 | 76,961,745 | 14,120,037 | 23,844,482 | 66,759,688 | 66,199,025 | 10,762,720 |
| **1.2** | **Procuración e Impartición de Justicia** | **16.272.591** | **2.244.717** | **18.517.308** | **12.623.350** | **5.893.958** | **11.320.328** | **1.303.022** | **7.196.980** | **9.821.872** | **9.821.872** | **1.498.455** |
| 1.2.1 | Estableceremos niveles de coordinación más efectiva y una renovada relación entre instituciones de los tres órdenes de gobierno para responder con eficacia a la demanda social de garantizar la seguridad en el estado y procurar justicia expedit | 16,272,591 | 2,244,717 | 18,517,308 | 12,623,350 | 5,893,958 | 11,320,328 | 1,303,022 | 7,196,980 | 9,821,872 | 9,821,872 | 1,498,455 |
| **1.3** | **Garantía de Seguridad Pública** | **243.953.361** | **(28.151.655)** | **215.801.706** | **151.298.435** | **64.503.271** | **144.514.982** | **6.783.453** | **71.286.724** | **133.285.375** | **132.764.581** | **11.750.401** |
| 1.3.1 | Estableceremos nuevos modelos y procedimientos de actuación entre las Instituciones garantes de la Seguridad Pública bajo esquemas de coordinación homologados y estandarizados que respondan a parámetros nacionales e internacionales. | 241,320,985 | (28,455,832) | 212,865,153 | 149,015,171 | 63,849,982 | 142,421,485 | 6,593,686 | 70,443,668 | 131,474,518 | 130,953,724 | 11,467,761 |
| 1.3.2 | Promoveremos la depuración de la policía estableciendo las condiciones para asegurar que quienes están en esta responsabilidad son dignos de recuperar la confianza de la Ciudadanía Zacatecana | 2,632,376 | 304,177 | 2,936,553 | 2,283,264 | 653,289 | 2,093,497 | 189,767 | 843,056 | 1,810,857 | 1,810,857 | 282,640 |
| **1.4** | **Prevención del delito** | **45,956,597** | **5,210,826** | **51,167,423** | **43,590,673** | **7,576,750** | **39,574,284** | **4,016,389** | **11,593,140** | **33,206,100** | **33,206,100** | **6,368,184** |
| 1.4.1 | Estableceremos programas de prevención encaminados a fomentar la cultura de la legalidad y la cultura de la autoprotección con la prevención de riesgos. | 40,597,735 | 4,605,790 | 45,203,525 | 39,453,012 | 5,750,513 | 35,889,469 | 3,563,543 | 9,314,055 | 30,010,324 | 30,010,324 | 5,879,145 |
| 1.5.2 | Promoveremos la cultura de apoyo entre ciudadanos que genere nuevas formas de protección civil y seguridad pública bajo principios de solidaridad y pertenencia. | 5,358,862 | 605,037 | 5,963,899 | 4,137,661 | 1,826,238 | 3,684,815 | 452,846 | 2,279,084 | 3,195,776 | 3,195,776 | 489,039 |
| **2** | **Zacatecas Unido** | **1,694,934,453** | **378,621,922** | **2,073,556,375** | **1,970,271,493** | **103,284,882** | **1,953,903,223** | **16,368,270** | **119,653,152** | **1,932,614,485** | **1,925,756,034** | **28,147,189** |
| **2.1** | **Una mejor Administración Pública: Eficiencia Transparencia y Rendición de Cuentas** | **1.634.076.526** | **332.180.327** | **1.966.256.853** | **1.908.921.933** | **57.334.921** | **1.896.875.379** | **12.046.554** | **69.381.474** | **1.883.406.118** | **1.880.725.257** | **16.150.122** |
| 2.1.1 | Implementación de un sistema de planeación que involucre la gestión por resultados y la evaluación del desempeño en la administración pública. | 27,364,239 | 1,604,713,554 | 1,632,077,793 | 1,625,706,479 | 6,371,314 | 1,623,844,288 | 1,862,191 | 8,233,505 | 1,621,633,784 | 1,621,372,572 | 2,471,717 |
| 2.1.2 | Fortaleceremos los órganos de fiscalización y control e incrementaremos las medidas que inhiban y combatan los actos de corrupción para alcanzar un alto grado en materia de transparencia y rendición de cuentas. | 13,748,783 | 2,381,973 | 16,130,756 | 12,310,481 | 3,820,275 | 11,763,430 | 547,051 | 4,367,325 | 10,411,600 | 10,290,402 | 1,473,028 |
| 2.1.3 | Consolidaremos la cultura de la transparencia y el derecho a la información como derecho político fundamental. | 756,214 | 136,577 | 892,791 | 617,634 | 275,157 | 575,000 | 42,634 | 317,791 | 495,818 | 495,818 | 79,182 |
| 2.1.4 | Consolidaremos un gobierno estatal eficiente con servicios públicos de calidad profesional y comprometido socialmente. | 1,592,207,290 | (1,275,051,777) | 317,155,513 | 270,287,339 | 46,868,175 | 260,692,660 | 9,594,679 | 56,462,853 | 250,864,916 | 248,566,465 | 12,126,196 |
| **2.2** | **Gobernabilidad participativa e incluyente para la construcción de una nueva ciudadanía** | **25,420,742** | **18,382,112** | **43,802,854** | **36,849,653** | **6,953,201** | **33,587,627** | **3,262,026** | **10,215,227** | **27,953,976** | **24,717,583** | **8,870,044** |
| 2.2.1 | Impulsaremos una nueva cultura de la participación ciudadana e incentivaremos la participación social en la definición aplicación y evaluación de las políticas públicas. | 3,898,898 | 267,926 | 4,166,824 | 2,925,443 | 1,241,381 | 2,054,486 | 870,958 | 2,112,338 | 1,798,165 | 1,798,165 | 256,321 |
| 2.2.2 | Consolidaremos una real Gobernanza para el fortalecimiento de un gobierno cercano a la gente. | 21,521,844 | 18,114,186 | 39,636,030 | 33,924,209 | 5,711,820 | 31,533,141 | 2,391,068 | 8,102,889 | 26,155,811 | 22,919,418 | 8,613,724 |
| **2.3** | **Equidad entre los géneros.** | **8,276,907** | **0** | **8,276,907** | **4,974,456** | **3,302,451** | **4,974,456** | **0** | **3,302,451** | **4,962,642** | **4,962,642** | **11,813** |
| 2.3.1 | Fomentaremos la inclusión de la mujer en todos los ámbitos y sectores de la sociedad para proteger su integridad y garantizar su desarrollo personal reproductivo y profesional propiciando su empoderamiento. | 8,276,907 | 0 | 8,276,907 | 4,974,456 | 3,302,451 | 4,974,456 | 0 | 3,302,451 | 4,962,642 | 4,962,642 | 11,813 |
| **2.4** | **Fomento a la participación de la sociedad civil organizada.** | **7,008,530** | **2,991,314** | **9,999,844** | **3,763,464** | **6,236,380** | **3,609,195** | **154,269** | **6,390,650** | **3,461,576** | **2,520,379** | **1,088,816** |
| 2.4.1 | Fomentaremos la cultura de la creación de figuras asociativas y su participación activa en la sociedad. | 7,008,530 | 2,991,314 | 9,999,844 | 3,763,464 | 6,236,380 | 3,609,195 | 154,269 | 6,390,650 | 3,461,576 | 2,520,379 | 1,088,816 |
| **2.5** | **Inclusión Plena de la Comunidad Migrante** | **4,369,546** | **24,807,096** | **29,176,642** | **2,646,508** | **26,530,134** | **2,369,248** | **277,260** | **26,807,393** | **1,666,282** | **1,666,282** | **702,967** |
| 2.5.1 | Promoveremos la protección de los Derechos de los Migrantes y su ejercicio pleno | 3,959,972 | 24,529,378 | 28,489,350 | 2,046,069 | 26,443,281 | 1,823,321 | 222,748 | 26,666,029 | 1,195,250 | 1,195,250 | 628,071 |
| 2.5.4 | Fortaleceremos los mecanismos de cooperación con la comunidad migrante a través del Programa 3x1. | 409,574 | 277,717 | 687,291 | 600,439 | 86,853 | 545,927 | 54,511 | 141,364 | 471,031 | 471,031 | 74,896 |
| **2.6** | **Coordinación Eficiente con los Municipios** | **1,311,875** | **733,392** | **2,045,267** | **1,573,304** | **471,964** | **1,408,211** | **165,093** | **637,056** | **1,223,674** | **1,223,674** | **184,536** |
| 2.6.2 | Fomentaremos los mecanismos de coordinación entre el gobierno estatal y los municipios para equilibrar las desigualdades e impulsar el desarrollo estatal. | 1,311,875 | 733,392 | 2,045,267 | 1,573,304 | 471,964 | 1,408,211 | 165,093 | 637,056 | 1,223,674 | 1,223,674 | 184,536 |
| **2.7** | **Diálogo responsable y Comprometido con los Poderes del Estado.** | **14,470,327** | **(472,320)** | **13,998,007** | **11,542,176** | **2,455,831** | **11,079,107** | **463,069** | **2,918,900** | **9,940,217** | **9,940,217** | **1,138,890** |
| 2.7.1 | Mejoramiento de los esquemas de comunicación e interlocución para el establecimiento de la agenda pública conjunta entre los Poderes del Estado. | 14,470,327 | (472,320) | 13,998,007 | 11,542,176 | 2,455,831 | 11,079,107 | 463,069 | 2,918,900 | 9,940,217 | 9,940,217 | 1,138,890 |
| | **Total Hoja 1/4** | **2,081,774,218** | **378,074,821** | **2,459,849,039** | **2,268,865,733** | **190,983,306** | **2,226,274,562** | **42,591,171** | **233,574,477** | **2,175,687,521** | **2,167,747,613** | **58,526,949** |

## Estado Sobre el Ejercicio del Presupuesto por: Eje / Línea Estratégica / Estrategia al 31 de Marzo de 2012.

| Codificación | Ejercicio del Presupuesto | Presupuesto de Egresos Aprobado | Ampliaciones / (Reducciónes) | Presupuesto Vigente | Comprometido | Presupuesto Disponible para Comprometer | Devengado | Comprometido no Devengado | Presupuesto sin Devengar | Ejercido | Pagado | Cuentas por Pagar (Deuda) |
|---|---|---|---|---|---|---|---|---|---|---|---|---|
| | Nombre | 1 | 2 | 3 | 4 | 5=(3-4) | 6 | 7=(4-6) | 8=(3-6) | 9 | 10 | 11=(6-10) |
| **3** | **Zacatecas Productivo** | **283,180,852** | **(82,377,700)** | **200,803,152** | **129,406,700** | **71,396,452** | **122,524,259** | **6,882,441** | **78,278,893** | **115,499,794** | **114,040,530** | **8,483,729** |
| **3.1** | **Empleos para crecer y prosperar.** | **22,316,419** | **7,356,071** | **29,672,490** | **21,950,820** | **7,721,671** | **21,133,422** | **817,397** | **8,539,068** | **19,266,371** | **18,833,596** | **2,299,826** |
| 3.1.1 | Impulsaremos la micro pequeña y mediana empresa tanto en el medio rural como urbano generando un esquema integral de apoyo institucional adecuado a sus características y que contemple los aspectos de marco legal financiamiento capacitación | 15,923,884 | 7,003,099 | 22,926,983 | 16,301,865 | 6,625,118 | 15,480,967 | 820,897 | 7,446,016 | 14,351,177 | 13,918,402 | 1,562,566 |
| 3.1.3 | Diversificaremos la estructura productiva en las regiones y municipios impulsando las actividades económicas orientadas al aprovechamiento de recursos locales humanos naturales de infraestructura y culturales que actualmente son escasa o nula | 5,848,172 | 352,972 | 6,201,144 | 5,454,592 | 746,553 | 5,458,092 | (3,500) | 743,053 | 4,720,831 | 4,720,831 | 737,261 |
| 3.1.4 | Impulsaremos la creación de empleos para la juventud propiciando un adecuado cauce y aprovechamiento de su creatividad empuje e iniciativa. | 544,363 | 0 | 544,363 | 194,363 | 350,000 | 194,363 | 0 | 350,000 | 194,363 | 194,363 | 0 |
| **3.2** | **Desarrollo Rural Sustentable.** | **179,686,232** | **(64,973,385)** | **114,712,847** | **82,151,976** | **32,560,870** | **81,284,039** | **867,938** | **33,428,808** | **79,374,330** | **78,535,040** | **2,748,999** |
| 3.2.1 | Instauración de un sistema de planeación democrática integral de las actividades económicas del sector para su modernización y fortalecimiento competitivo. | 179,686,232 | (64,973,385) | 114,712,847 | 82,151,976 | 32,560,870 | 81,284,039 | 867,938 | 33,428,808 | 79,374,330 | 78,535,040 | 2,748,999 |
| **3.3** | **Fomento a la agroindustria.** | **37,345,929** | **(33,101,660)** | **4,244,269** | **3,943,399** | **300,870** | **3,788,066** | **155,333** | **456,203** | **3,389,872** | **3,389,872** | **398,194** |
| 3.3.1 | Realizaremos la planeación integral y participativa de las actividades agroindustriales. | 37,095,930 | (33,258,419) | 3,837,511 | 3,593,557 | 243,954 | 3,445,015 | 148,543 | 392,496 | 3,144,054 | 3,144,054 | 300,960 |
| 3.3.2 | Proporcionaremos asistencia técnica para la realización de ventas y promoción comercial de los productos agroindustriales. | 249,999 | 156,759 | 406,758 | 349,842 | 56,916 | 343,051 | 6,791 | 63,707 | 245,818 | 245,818 | 97,233 |
| **3.4** | **Fortalecimiento sustentable de la minería.** | **0** | **406,264** | **406,264** | **401,913** | **4,351** | **383,731** | **18,182** | **22,533** | **327,357** | **327,357** | **56,375** |
| 3.4.1 | Impulsaremos el crecimiento sustentable de la actividad minera | 0 | 406,264 | 406,264 | 401,913 | 4,351 | 383,731 | 18,182 | 22,533 | 327,357 | 327,357 | 56,375 |
| **3.5** | **Consolidación de la vocación turística.** | **22,181,313** | **2,940,158** | **25,121,471** | **13,296,568** | **11,824,903** | **13,051,255** | **245,313** | **12,070,216** | **10,558,345** | **10,371,147** | **2,680,108** |
| 3.5.2 | Diversificaremos la oferta turística estatal desarrollando otros tipos de turismo complementarios al cultural. | 22,181,313 | 2,940,158 | 25,121,471 | 13,296,568 | 11,824,903 | 13,051,255 | 245,313 | 12,070,216 | 10,558,345 | 10,371,147 | 2,680,108 |
| **3.6** | **Financiamiento para el desarrollo.** | **423,169** | **710,628** | **1,133,797** | **990,137** | **143,660** | **935,306** | **54,830** | **198,491** | **792,133** | **792,133** | **143,173** |
| 3.6.1 | Mejoraremos y diversificaremos las alternativas de financiamiento a las empresas. | 423,169 | 710,628 | 1,133,797 | 990,137 | 143,660 | 935,306 | 54,830 | 198,491 | 792,133 | 792,133 | 143,173 |
| **3.7** | **Infraestructura para la competitividad.** | **15,682,506** | **4,190,820** | **19,873,326** | **5,516,206** | **14,357,120** | **812,526** | **4,703,680** | **19,060,800** | **768,717** | **768,717** | **43,809** |
| 3.7.1 | Impulsaremos la expansión de la infraestructura industrial y el equipamiento integral de servicios necesarios para la consolidación de las actividades económicas actuales y los nuevos proyectos de inversión. | 15,682,506 | 4,190,820 | 19,873,326 | 5,516,206 | 14,357,120 | 812,526 | 4,703,680 | 19,060,800 | 768,717 | 768,717 | 43,809 |
| **3.8** | **Integración regional y global para el desarrollo.** | **5,545,284** | **93,404** | **5,638,688** | **1,155,680** | **4,483,007** | **1,135,913** | **19,767** | **4,502,775** | **1,022,668** | **1,022,668** | **113,245** |
| 3.8.1 | Fortaleceremos la capacidad exportadora de las empresas zacatecanas. | 1.000.000 | 156.571 | 1.156.571 | 161.327 | 995.244 | 154.115 | 7.212 | 1.002.455 | 125.751 | 125.751 | 28.365 |
| 3.8.2 | Posicionaremos a Zacatecas en los flujos mundiales de inversión y conocimiento. | 4,545,284 | (63,167) | 4,482,117 | 994,353 | 3,487,764 | 981,798 | 12,556 | 3,500,320 | 896,918 | 896,918 | 84,880 |
| | **Total Hoja 2/4** | **283,180,852** | **(82,377,700)** | **200,803,152** | **129,406,700** | **71,396,452** | **122,524,259** | **6,882,441** | **78,278,893** | **115,499,794** | **114,040,530** | **8,483,729** |

## Estado Sobre el Ejercicio del Presupuesto por: Eje / Línea Estratégica / Estrategia al 31 de Marzo de 2012.

| Codificación | Ejercicio del Presupuesto | Presupuesto de Egresos Aprobado | Ampliaciones / (Reducciónes) | Presupuesto Vigente | Comprometido | Presupuesto Disponible para Comprometer | Devengado | Comprometido no Devengado | Presupuesto sin Devengar | Ejercido | Pagado | Cuentas por Pagar (Deuda) |
|---|---|---|---|---|---|---|---|---|---|---|---|---|
| | Nombre | 1 | 2 | 3 | 4 | 5=(3-4) | 6 | 7=(4-6) | 8=(3-6) | 9 | 10 | 11=(6-10) |
| **4** | **Zacatecas Moderno** | **183,253,530** | **35,717,245** | **218,970,775** | **88,528,037** | **130,442,739** | **81,683,995** | **6,844,042** | **137,286,781** | **79,065,307** | **78,822,081** | **2,861,914** |
| **4.1** | **Impulso a la ciencia tecnología e innovación.** | **5,898,677** | **50,689** | **5,949,366** | **3,713,621** | **2,235,745** | **3,713,621** | **0** | **2,235,745** | **3,706,653** | **3,706,653** | **6,967** |
| 4.1.1 | Difundiremos divulgaremos y fomentaremos la apropiación social del conocimiento científico y tecnológico para mejorar la calidad de vida de las personas. | 2,714,179 | 0 | 2,714,179 | 1,918,114 | 796,065 | 1,918,114 | 0 | 796,065 | 1,912,232 | 1,912,232 | 5,882 |
| 4.1.2 | Impulsaremos la formación de recursos humanos científicos tecnológicos y de ingeniería para fomentar una sociedad y economía productiva. | 1,427,800 | 0 | 1,427,800 | 355,099 | 1,072,701 | 355,099 | 0 | 1,072,701 | 354,014 | 354,014 | 1,085 |
| 4.1.3 | Impulsaremos la creación de sistemas de innovación temáticos y de redes científicas y tecnológicas estrategicos para mejorar la productividad aumentar la competitividad y agregar mayor valor a | 934,002 | 0 | 934,002 | 582,023 | 351,979 | 582,023 | 0 | 351,979 | 582,023 | 582,023 | 0 |
| 4.1.4 | Promoveremos un desarrollo urbano bajo nuevos enfoques aprovechando energías alternas. | 822,696 | 50,689 | 873,385 | 858,385 | 15,000 | 858,385 | 0 | 15,000 | 858,385 | 858,385 | 0 |
| **4.2** | **Fomento de una sociedad y una economía del conocimiento.** | **11,680,081** | **(1,561,725)** | **10,118,356** | **699,349** | **9,419,007** | **585,362** | **113,987** | **9,532,993** | **504,667** | **504,667** | **80,695** |
| 4.2.1 | Impulsaremos en las instituciones de educación superior pública y privada la formación de recursos humanos en áreas relacionadas a las ciencias y tecnologías de la comunicación e información y la economía del conocimiento. | 1,349,999 | 159,359 | 1,509,358 | 157,682 | 1,351,676 | 150,065 | 7,617 | 1,359,293 | 128,843 | 128,843 | 21,222 |
| 4.2.2 | Impulsaremos la incorporación de todos los sectores sociales a las tecnologías de la información. | 10,330,082 | (1,880,657) | 8,449,425 | 386,697 | 8,062,729 | 287,539 | 99,158 | 8,161,887 | 250,073 | 250,073 | 37,465 |
| 4.2.3 | Apoyaremos el uso desarrollo y aplicación de las tecnologías de la información como elemento clave para la competitividad y el crecimiento económico de las empresas. | 0 | 159,572 | 159,572 | 154,970 | 4,602 | 147,759 | 7,212 | 11,814 | 125,751 | 125,751 | 22,008 |
| **4.3** | **Conservación de Ecosistemas y cuidado del Medio Ambiente.** | **3,948,712** | **0** | **3,948,712** | **2,862,812** | **1,085,900** | **2,862,812** | **0** | **1,085,900** | **2,862,812** | **2,862,812** | **0** |
| 4.3.1 | Fomentaremos una cultura de aprovechamiento sustentable de los recursos naturales y conservación de ecosistemas. | 3,948,712 | 0 | 3,948,712 | 2,862,812 | 1,085,900 | 2,862,812 | 0 | 1,085,900 | 2,862,812 | 2,862,812 | 0 |
| 4.3.2 | Fortaleceremos la gestión y aplicación de la normatividad en materia ambiental estableciendo controles que promuevan el eficiente desempeño ambiental de los diferentes sectores productivos y/o de servicios. | 0 | 0 | 0 | 0 | 0 | 0 | 0 | 0 | 0 | 0 | 0 |
| **4.4** | **Cultura Ambiental y Vinculación Sectorial.** | **0** | **0** | **0** | **0** | **0** | **0** | **0** | **0** | **0** | **0** | **0** |
| 4.4.1 | Promoveremos una campaña estatal de cultura ambiental formal e informal que fomente la innovación investigación participación y compromiso social estableciendo mecanismos de vinculación. | 0 | 0 | 0 | 0 | 0 | 0 | 0 | 0 | 0 | 0 | 0 |
| **4.5** | **Administración Sustentable del Agua.** | **24,119,943** | **5,650,025** | **29,769,968** | **15,382,499** | **14,387,469** | **10,830,821** | **4,551,678** | **18,939,147** | **10,830,821** | **10,830,821** | **0** |
| 4.5.1 | Construiremos nuevos sistemas y rehabilitaremos los ya existentes en materia de infraestructura de agua potable alcantarillado y saneamiento. | 24,119,943 | 5,650,025 | 29,769,968 | 15,382,499 | 14,387,469 | 10,830,821 | 4,551,678 | 18,939,147 | 10,830,821 | 10,830,821 | 0 |
| **4.7** | **Consolidación de la Infraestructura Urbana Sustentable del Estado.** | **137,606,117** | **31,578,257** | **169,184,374** | **65,869,756** | **103,314,618** | **63,691,379** | **2,178,377** | **105,492,995** | **61,160,353** | **60,917,127** | **2,774,251** |
| 4.7.1 | Fomentaremos un desarrollo urbano eficaz y sustentable. | 96,708,623 | 26,352,832 | 123,061,455 | 40,143,695 | 82,917,760 | 37,965,318 | 2,178,377 | 85,096,137 | 35,434,292 | 35,191,066 | 2,774,251 |
| 4.7.2 | Consolidaremos un sistema de Movilidad Urbana eficiente y competitivo. | 40,897,494 | 5,225,425 | 46,122,919 | 25,726,061 | 20,396,858 | 25,726,061 | 0 | 20,396,858 | 25,726,061 | 25,726,061 | 0 |
| | **Total Hoja 3/4** | **183,253,530** | **35,717,245** | **218,970,775** | **88,528,037** | **130,442,739** | **81,683,995** | **6,844,042** | **137,286,781** | **79,065,307** | **78,822,081** | **2,861,914** |

Poder Ejecutivo del Estado de Zacatecas

Secretaría de Finanzas

Estados Financieros 1er. Trimestre del Ejercicio Fiscal 2012

## Estado Sobre el Ejercicio del Presupuesto por: Eje / Línea Estratégica / Estrategia al 31 de Marzo de 2012.

| Codificación | Ejercicio del Presupuesto | Presupuesto de Egresos Aprobado | Ampliaciones / (Reducciónes) | Presupuesto Vigente | Comprometido | Presupuesto Disponible para Comprometer | Devengado | Comprometido no Devengado | Presupuesto sin Devengar | Ejercido | Pagado | Cuentas por Pagar (Deuda) |
|---|---|---|---|---|---|---|---|---|---|---|---|---|
| | Nombre | 1 | 2 | 3 | 4 | 5=(3-4) | 6 | 7=(4-6) | 8=(3-6) | 9 | 10 | 11=(6-10) |
| **5** | **Zacatecas Justo** | **3,085,292,919** | **3,724,271** | **3,089,017,190** | **2,570,835,776** | **518,181,414** | **2,558,946,057** | **11,889,719** | **530,071,133** | **2,513,377,539** | **2,489,173,684** | **69,772,373** |
| **5.1** | **Abatimiento de la pobreza y marginación** | **151.436.994** | **(83.341.446)** | **68.095.548** | **28.775.202** | **39.320.346** | **28.583.357** | **191.845** | **39.512.190** | **28.091.362** | **10.249.074** | **18.334.283** |
| 5.1.1 | Erradicaremos la pobreza extrema y el hambre | 45.063.170 | (6.054.645) | 39.008.525 | 27.461.242 | 11.547.283 | 27.340.791 | 120.451 | 11.667.734 | 27.032.866 | 9.190.578 | 18.150.213 |
| 5.1.2 | Fortaleceremos el gasto social y el acceso a los servicios básicos en los municipios con marginación alta y muy alta | 106,373,824 | (77,286,801) | 29,087,023 | 1,313,960 | 27,773,063 | 1,242,566 | 71,394 | 27,844,457 | 1,058,497 | 1,058,497 | 184,070 |
| **5.2** | **Combate a la desigualdad y atención prioritaria a grupos vulnerables** | **44,499,407** | **3,842,384** | **48,341,791** | **42,911,605** | **5,430,186** | **42,904,891** | **6,714** | **5,436,901** | **42,801,843** | **42,801,843** | **103,048** |
| 5.2.1 | Diseñaremos políticas públicas específicas a favor de la inserción social para personas en condiciones de vulnerabilidad | 42,099,407 | 3,538,348 | 45,637,755 | 40,207,569 | 5,430,186 | 40,200,855 | 6,714 | 5,436,901 | 40,097,807 | 40,097,807 | 103,048 |
| 5.2.2 | Impulsaremos esquemas integrales de atención al Adulto Mayor | 2.400.000 | 304.036 | 2.704.036 | 2.704.036 | 0 | 2.704.036 | 0 | 0 | 2.704.036 | 2.704.036 | 0 |
| **5.3** | **Educación de calidad para un Zacatecas moderno y productivo** | **2,398,072,557** | **26,866,449** | **2,424,939,006** | **1,982,954,296** | **441,984,710** | **1,971,263,140** | **11,691,157** | **453,675,867** | **1,931,659,789** | **1,925,298,222** | **45,964,917** |
| 5.3.1 | Garantizaremos el acceso a la educación básica y aseguraremos su calidad | 1,698,075,953 | 76,626,365 | 1,774,702,318 | 1,505,617,853 | 269,084,465 | 1,496,835,319 | 8,782,534 | 277,866,999 | 1,493,942,326 | 1,489,092,312 | 7,743,007 |
| 5.3.2 | Fortaleceremos la Educación Media Superior y Superior | 400.782.348 | (74.422.966) | 326.359.383 | 274.267.899 | 52.091.484 | 273.522.898 | 745.001 | 52.836.485 | 272.653.247 | 272.219.215 | 1.303.683 |
| 5.3.3 | Disminuiremos el Rezago Educativo | 1,515,609 | 0 | 1,515,609 | 1,383,181 | 132,428 | 1,351,178 | 32,004 | 164,431 | 1,345,981 | 1,345,981 | 5,196 |
| 5.3.4 | Fomentaremos la participación social y la vinculación con el sistema educativo | 420,000 | 0 | 420,000 | 55,958 | 364,042 | 54,731 | 1,228 | 365,269 | 1,598 | 1,598 | 53,133 |
| 5.3.5 | Fomentaremos el desarrollo e innovación en los sistemas de Educación | 2,682,900 | 0 | 2,682,900 | 0 | 2,682,900 | 0 | 0 | 2,682,900 | 0 | 0 | 0 |
| 5.3.6 | Mejoraremos la infraestructura física educativa | 46.408.469 | 16.313.737 | 62.722.206 | 37.498.889 | 25.223.317 | 37.499.349 | (459) | 25.222.858 | 5.197.758 | 5.197.758 | 32.301.591 |
| 5.3.7 | Proporcionaremos a los docentes una política eficaz de estímulos y capacitación para avanzar hacia educación de calidad | 1,090,361 | 0 | 1,090,361 | 179,879 | 910,482 | 178,903 | 976 | 911,458 | 144,385 | 139,424 | 39,479 |
| 5.3.8 | Fortaleceremos la evaluación y transparencia en la Educación | 247,096,917 | 8,349,313 | 255,446,230 | 163,950,637 | 91,495,593 | 161,820,763 | 2,129,874 | 93,625,467 | 158,374,495 | 157,301,933 | 4,518,829 |
| **5.4** | **Salud y Seguridad social para todos** | **410,654,572** | **37,351,367** | **448,005,939** | **428,386,287** | **19,619,652** | **428,386,287** | **0** | **19,619,652** | **424,716,162** | **424,716,162** | **3,670,125** |
| 5.4.1 | Reorganizaremos la prestación de la atención a través de las redes de servicios con énfasis en la atención en áreas de mayor dispersión y alta marginación | 5,255,827 | 1,877,262 | 7,133,089 | 5,050,709 | 2,082,380 | 5,050,709 | 0 | 2,082,380 | 5,050,709 | 5,050,709 | 0 |
| 5.4.2 | Fortaleceremos las acciones de promoción en el autocuidado de la salud enfatizando la detección oportuna de enfermedades | 28,970,223 | 0 | 28,970,223 | 28,025,297 | 944,926 | 28,025,297 | 0 | 944,926 | 28,025,297 | 28,025,297 | 0 |
| 5.4.3 | Fortaleceremos la infraestructura y equipamiento de los servicios de salud | 4,049,949 | 0 | 4,049,949 | 4,049,949 | 0 | 4,049,949 | 0 | 0 | 4,049,949 | 4,049,949 | 0 |
| 5.4.4 | Consolidaremos el Sistema Estatal de Protección Social en Salud a través del acceso universal a los servicios de salud | 26,131,119 | 35,130,769 | 61,261,888 | 51,683,578 | 9,578,310 | 51,683,578 | 0 | 9,578,310 | 48,013,453 | 48,013,453 | 3,670,125 |
| 5.4.5 | Fortaleceremos la protección contra riesgos sanitarios | 2.276.719 | 0 | 2.276.719 | 2.028.491 | 248.228 | 2.028.491 | 0 | 248.228 | 2.028.491 | 2.028.491 | 0 |
| 5.4.6 | Garantizaremos la calidad en la prestación de servicios a la Población Zacatecana | 331,490,298 | 343,336 | 331,833,634 | 326,820,178 | 5,013,456 | 326,820,178 | 0 | 5,013,456 | 326,820,178 | 326,820,178 | 0 |
| 5.4.7 | Promoveremos la implementación en sistemas tecnologías de la información y de comunicación que permitan elevar la eficiencia de los procesos administrativos para la toma de decisiones | 932,566 | 0 | 932,566 | 894,435 | 38,131 | 894,435 | 0 | 38,131 | 894,435 | 894,435 | 0 |
| 5.4.8 | Fortaleceremos los mecanismos y procesos de enseñanza e investigación en salud que permitan elevar las competencias y el desarrollo del capital humano en este sector | 252,726 | 0 | 252,726 | 224,682 | 28,044 | 224,682 | 0 | 28,044 | 224,682 | 224,682 | 0 |
| 5.4.9 | Impulsaremos la Rectoría en Salud a través de la reforma del Sistema Estatal de Salud | 11,295,145 | 0 | 11,295,145 | 9,608,968 | 1,686,177 | 9,608,968 | 0 | 1,686,177 | 9,608,968 | 9,608,968 | 0 |
| **5.5** | **Infraestructura social y vivienda para el bienestar** | **7,076,308** | **926,414** | **8,002,722** | **7,293,422** | **709,300** | **7,293,422** | **0** | **709,300** | **5,593,422** | **5,593,422** | **1,700,000** |
| 5.5.3 | Promoveremos el sector de la construcción para detonar el desarrollo social | 6,565,372 | 682,954 | 7,248,326 | 6,539,027 | 709,300 | 6,539,027 | 0 | 709,300 | 5,039,027 | 5,039,027 | 1,500,000 |
| 5.5.5 | Fortaleceremos el ordenamiento territorial | 510.936 | 243.460 | 754.396 | 754.396 | 0 | 754.396 | 0 | 0 | 554.396 | 554.396 | 200.000 |
| **5.6** | **Cultura para el Fortalecimiento de Nuestra Identidad** | **54.299.472** | **17.818.432** | **72.117.904** | **61.687.268** | **10.430.637** | **61.687.265** | **3** | **10.430.640** | **61.687.265** | **61.687.265** | **0** |
| 5.6.1 | Posicionaremos a Zacatecas como un estado de vanguardia en materia de preservación conservación y difusión del patrimonio cultural en el país y en el extraniero | 19,114,342 | 3,907,647 | 23,021,989 | 19,492,506 | 3,529,482 | 19,492,506 | 0 | 3,529,482 | 19,492,506 | 19,492,506 | 0 |
| 5.6.2 | Fortaleceremos y mejoraremos la infraestructura cultural en la entidad | 11.908.453 | 2.068.133 | 13.976.586 | 8.922.146 | 5.054.440 | 8.922.146 | 0 | 5.054.440 | 8.922.146 | 8.922.146 | 0 |
| 5.6.3 | Fomentaremos la producción artística de calidad en el estado priorizando las manifestaciones sustentadas en la cultura tradición e historia zacatecana | 4,875,382 | 2,593,852 | 7,469,234 | 6,499,069 | 970,165 | 6,499,069 | 0 | 970,165 | 6,499,069 | 6,499,069 | 0 |
| 5.6.4 | Lograremos que la cultura sea accesible a todos los grupos de la sociedad incorporando a todas las regiones en la vida cultural del Estado y potenciando sus especificidades que dan sentido a la riqueza que sus antepasados construyeron | 16,986,945 | 7,988,800 | 24,975,745 | 24,365,499 | 610,246 | 24,365,496 | 3 | 610,249 | 24,365,496 | 24,365,496 | 0 |
| 5.6.5 | Fomentaremos entre las nuevas generaciones la apreciación y valoración de su herencia e identidad cultural | 1,414,350 | 1,260,000 | 2,674,350 | 2,408,047 | 266,303 | 2,408,047 | 0 | 266,303 | 2,408,047 | 2,408,047 | 0 |
| **5.7** | **Deporte para un desarrollo integral y armónico** | **19,253,609** | **260,671** | **19,514,280** | **18,827,695** | **686,584** | **18,827,695** | **0** | **686,584** | **18,827,695** | **18,827,695** | **0** |
| 5.7.1 | Fortaleceremos la cultura física y la práctica de actividades deportivas en el Estado como uno de los elementos fundamentales de la salud y el desarrollo humano | 19,253,609 | 260,671 | 19,514,280 | 18,827,695 | 686,584 | 18,827,695 | 0 | 686,584 | 18,827,695 | 18,827,695 | 0 |
| | **Total Hoja 4/4** | **3,085,292,919** | **3,724,271** | **3,089,017,190** | **2,570,835,776** | **518,181,414** | **2,558,946,057** | **11,889,719** | **530,071,133** | **2,513,377,539** | **2,489,173,684** | **69,772,373** |
| | **T O T A L E S** | **5,633,501,519** | **335,138,637** | **5,968,640,156** | **5,057,636,244** | **911,003,911** | **4,989,428,872** | **68,207,373** | **979,211,284** | **4,883,630,161** | **4,849,783,907** | **139,644,964** |

**Estado Sobre el Ejercicio del Presupuesto por: Gasto No Programable / Capítulo al 31 de Marzo de 2012.**

| Capítulo del Gasto | Ejercicio del Presupuesto | Presupuesto de Egresos Aprobado | Ampliaciones / (Reducciónes) | Presupuesto Vigente | Comprometido | Presupuesto Disponible para Comprometer | Devengado | Comprometido No Devengado | Presupuesto sin Devengar | Ejercido | Pagado | Cuentas por Pagar (Deuda) |
|---|---|---|---|---|---|---|---|---|---|---|---|---|
| | Nombre | 1 | 2 | 3 | 4 | 5=(3-4) | 6 | 7=(4-6) | 8=(3-6) | 9 | 10 | 11=(6-10) |
| 7000 | INVERSIONES FINANCIERAS | 369,825,358 | (334,315,893) | 35,509,465 | 0 | 35,509,465 | 0 | 0 | 35,509,465 | 0 | 0 | 0 |
| 8000 | PARTICIPACIONES Y APORTACIONES | 1,078,333,882 | (212,202,296) | 866,131,586 | 866,131,586 | 0 | 866,131,586 | 0 | 0 | 748,982,751 | 748,982,751 | 117,148,835 |
| 9000 | DEUDA PÚBLICA | 416,010,605 | 85,804,352 | 501,814,957 | 501,809,904 | 5,053 | 501,809,904 | 0 | 5,053 | 501,809,904 | 501,809,904 | 0 |
| | **T O T A L E S** | **1,864,169,845** | **(460,713,837)** | **1,403,456,008** | **1,367,941,490** | **35,514,518** | **1,367,941,490** | **0** | **35,514,518** | **1,250,792,655** | **1,250,792,655** | **117,148,835** |

**Estado Sobre el Ejercicio del Presupuesto por: Gasto No Programable / Capítulo 7000 / Partida al 31 de Marzo de 2012.**

| Capítulo del Gasto | Ejercicio del Presupuesto | Presupuesto de Egresos Aprobado | Ampliaciones / (Reducciónes) | Presupuesto Vigente | Comprometido | Presupuesto Disponible para Comprometer | Devengado | Comprometido No Devengado | Presupuesto sin Devengar | Ejercido | Pagado | Cuentas por Pagar (Deuda) |
|---|---|---|---|---|---|---|---|---|---|---|---|---|
| | Nombre | 1 | 2 | 3 | 4 | 5=(3-4) | 6 | 7=(4-6) | 8=(3-6) | 9 | 10 | 11=(6-10) |
| 7512 | APORTACIONES A FIDEICOMISOS PÚBLICOS | 27,722,528 | 0 | 27,722,528 | 0 | 27,722,528 | 0 | 0 | 27,722,528 | 0 | 0 | 0 |
| 7911 | PREVISIONES PARA EROGACIONES CONTINGENTES. | 5,909,143 | (5,823,434) | 85,709 | 0 | 85,709 | 0 | 0 | 85,709 | 0 | 0 | 0 |
| 7922 | PREVISIONES SALARIALES Y ECONÓMICAS | 299,488,741 | (293,347,124) | 6,141,617 | 0 | 6,141,617 | 0 | 0 | 6,141,617 | 0 | 0 | 0 |
| 7991 | PREVISIONES PARA EROGACIONES ESPECIALES | 36,704,946 | (35,145,335) | 1,559,611 | 0 | 1,559,611 | 0 | 0 | 1,559,611 | 0 | 0 | 0 |
| | **T O T A L E S** | **369,825,358** | **(334,315,893)** | **35,509,465** | **0** | **35,509,465** | **0** | **0** | **35,509,465** | **0** | **0** | **0** |

**Estado Sobre el Ejercicio del Presupuesto por: Gasto No Programable / Capítulo 8000 / Partida al 31 de Marzo de 2012.**

| Capítulo del Gasto | Ejercicio del Presupuesto | Presupuesto de Egresos Aprobado | Ampliaciones / (Reducciónes) | Presupuesto Vigente | Comprometido | Presupuesto Disponible para Comprometer | Devengado | Comprometido No Devengado | Presupuesto sin Devengar | Ejercido | Pagado | Cuentas por Pagar (Deuda) |
|---|---|---|---|---|---|---|---|---|---|---|---|---|
| | Nombre | 1 | 2 | 3 | 4 | 5=(3-4) | 6 | 7=(4-6) | 8=(3-6) | 9 | 10 | 11=(6-10) |
| | **PARTICIPACIONES RAMO 28** | **519,368,979** | **(8,424,104)** | **510,944,875** | **510,944,875** | **0** | **510,944,875** | **0** | **0** | **510,944,875** | **510,944,875** | **0** |
| 8111 | FONDO GENERAL DE PARTICIPACIONES | 320,699,070 | 0 | 320,699,070 | 320,699,070 | 0 | 320,699,070 | 0 | 0 | 320,699,070 | 320,699,070 | 0 |
| 8121 | FONDO DE FOMENTO MUNICIPAL | 144,304,618 | (5,988,757) | 138,315,861 | 138,315,861 | 0 | 138,315,861 | 0 | 0 | 138,315,861 | 138,315,861 | 0 |
| 8131 | IMPUESTO ESPECIAL SOBRE PRODUCCIÓN Y SERVICIOS | 4,898,091 | (366,490) | 4,531,601 | 4,531,601 | 0 | 4,531,601 | 0 | 0 | 4,531,601 | 4,531,601 | 0 |
| 8132 | IMPUESTO SOBRE AUTOMÓVILES NUEVOS | 878,806 | 380,156 | 1,258,962 | 1,258,962 | 0 | 1,258,962 | 0 | 0 | 1,258,962 | 1,258,962 | 0 |
| 8134 | FONDO DE FISCALIZACIÓN | 12,609,942 | 299,225 | 12,909,167 | 12,909,167 | 0 | 12,909,167 | 0 | 0 | 12,909,167 | 12,909,167 | 0 |
| 8135 | FONDO DE COMPENSACIÓN A 10 ENTIDADES CON MENOS PIB | 22.294.578 | (2.994.431) | 19.300.147 | 19.300.147 | 0 | 19.300.147 | 0 | 0 | 19.300.147 | 19.300.147 | 0 |
| 8136 | 9/11 DEL IEPS SOBRE VENTA ADICIONAL DE DIESEL Y GASOLINAS | 13.186.030 | 246.193 | 13.432.223 | 13.432.223 | 0 | 13.432.223 | 0 | 0 | 13.432.223 | 13.432.223 | 0 |
| 8137 | FONDO DE COMPENSACIÓN DEL ISAN | 497,844 | 0 | 497,844 | 497,844 | 0 | 497,844 | 0 | 0 | 497,844 | 497,844 | 0 |
| | **APORTACIONES RAMO 33** | **558,964,903** | **(204,812,968)** | **354,151,935** | **354,151,935** | **0** | **354,151,935** | **0** | **0** | **237,003,100** | **237,003,100** | **117,148,835** |
| 8331 | APORTACIONES DE LAS ENTIDADES FEDERATIVAS A LOS MUNICIPIOS | 393.430.066 | (205.742.869) | 187.687.197 | 187.687.197 | 0 | 187.687.197 | 0 | 0 | 126.016.608 | 126.016.608 | 61.670.589 |
| 8332 | APORTACIONES DE LAS ENTIDADES FEDERATIVAS A LOS MUNICIPIOS | 165.534.837 | 929.901 | 166.464.738 | 166.464.738 | 0 | 166.464.738 | 0 | 0 | 110.986.492 | 110.986.492 | 55.478.246 |
| | **CONVENIOS ESTATALES** | **0** | **1,034,776** | **1,034,776** | **1,034,776** | **0** | **1,034,776** | **0** | **0** | **1,034,776** | **1,034,776** | **0** |
| 8531 | CONVENIOS DE DESARROLLO SOCIAL MUNICIPAL | 0 | 1,034,776 | 1,034,776 | 1,034,776 | 0 | 1,034,776 | 0 | 0 | 1,034,776 | 1,034,776 | 0 |
| | **T O T A L E S** | **1,078,333,882** | **(212,202,296)** | **866,131,586** | **866,131,586** | **0** | **866,131,586** | **0** | **0** | **748,982,751** | **748,982,751** | **117,148,835** |

**Estado Sobre el Ejercicio del Presupuesto Devengado por: Gasto No Programable / Ente Público / Capítulo 8000 / Partida al 31 de Marzo de 2012.**

| Codificación | Codificación | Ejercicio del Presupuesto | FONDO GENERAL | FOMENTO MUNICIPAL | IMPUESTO ESPECIAL SOBRE PRODUCCIÓN Y SERVICIOS | IMPUESTO SOBRE AUTOMÓVILES NUEVOS | IMPUESTO SOBRE TENENCIA O USO DE VEHÍCULOS | FONDO DE FISCALIZACIÓN | FONDO DE COMP. 10 ENT. CON MENOS PIB | 9/11 DEL IEPS S/VENTA DE DIESEL Y GASOLINAS | FONDO DE COMPENSACIÓN DEL ISAN | TOTAL PARTICIPACIONES | FONDO DE APORT. PARA LA INFR. SOCIAL MUNICIPAL | FONDO DE APORT. PARA EL FORTALECIMIENTO DE LOS MUNICIPIOS | TOTAL APORTACIONES | CONVENIO DE DESARROLLO SOCIAL | TOTAL DE RECURSOS A MUNICIPIOS |
|---|---|---|---|---|---|---|---|---|---|---|---|---|---|---|---|---|---|
| **30000** | | **SECTOR PÚBLICO MUNICIPAL** | **569,497,640** | **327,734,722** | **10,218,798** | **2,230,772** | **0** | **20,784,020** | **37,463,676** | **25,633,055** | **995,688** | **994,558,371** | **375,374,394** | **332,929,476** | **708,303,870** | **57,042,897** | **1,759,905,138** |
| | 3111101 | APOZOL | 1.835.338 | 791.571 | 25.934 | 7.205 | 0 | 73.878 | 90.361 | 62.887 | 2.850 | 2.890.024 | 1.001.517 | 705.093 | 1.706.610 | 0 | 4.596.634 |
| | 3111102 | APULCO | 1,655,046 | 713,813 | 23,386 | 6,497 | 0 | 66,622 | 75,242 | 52,366 | 2,568 | 2,595,540 | 1,242,903 | 558,915 | 1,801,818 | 0 | 4,397,358 |
| | 3111103 | ATOLINGA | 1,246,646 | 537,673 | 17,615 | 4,894 | 0 | 50,181 | 46,905 | 32,645 | 1,935 | 1,938,494 | 389,565 | 300,618 | 690,183 | 0 | 2,628,677 |
| | 3111104 | BENITO JUÁREZ | 1.488.408 | 641.943 | 21.031 | 5.843 | 0 | 59.913 | 66.497 | 46.279 | 2.310 | 2.332.224 | 924.285 | 488.226 | 1.412.511 | 0 | 3.744.735 |
| | 3111105 | CALERA | 7.332.844 | 3.162.618 | 103.615 | 28.786 | 0 | 295.171 | 494.164 | 343.920 | 11.382 | 11.772.500 | 1.559.568 | 4.457.580 | 6.017.148 | 0 | 17.789.648 |
| | 3111106 | CAÑITAS DE FELIPE PESCADOR | 1.909.686 | 823.638 | 26.985 | 7.497 | 0 | 76.872 | 109.149 | 75.965 | 2.964 | 3.032.756 | 1.408.593 | 920.058 | 2.328.651 | 0 | 5.361.407 |
| | 3111107 | CONCEPCIÓN DEL ORO | 3.784.142 | 1.632.081 | 53.472 | 14.856 | 0 | 152.324 | 184.355 | 128.305 | 5.874 | 5.955.409 | 2.246.466 | 1.429.728 | 3.676.194 | 0 | 9.631.603 |
| | 3111108 | CUAUHTEMOC | 2.429.793 | 1.047.958 | 34.333 | 9.538 | 0 | 97.806 | 151.856 | 105.687 | 3.771 | 3.880.742 | 863.457 | 1.330.563 | 2.194.020 | 0 | 6.074.762 |
| | 3111109 | CHALCHIHUITES | 3.201.015 | 1.380.581 | 45.232 | 12.566 | 0 | 128.851 | 153.544 | 106.862 | 4.968 | 5.033.619 | 2.728.521 | 1.179.807 | 3.908.328 | 0 | 8.941.947 |
| | 3111110 | EL PLATEADO DE JOAOUÍN AMARO | 1.014.519 | 437.557 | 14.336 | 3.982 | 0 | 40.837 | 32.898 | 22.896 | 1.575 | 1.568.600 | 551.670 | 179.679 | 731.349 | 0 | 2.299.949 |
| | 3111111 | EL SALVADOR | 1.206.204 | 520.231 | 17.044 | 4.735 | 0 | 48.554 | 46.339 | 32.249 | 1.872 | 1.877.228 | 1.111.728 | 302.628 | 1.414.356 | 0 | 3.291.584 |
| | 3111112 | FRESNILLO | 36.899.248 | 15.914.456 | 521.400 | 144.855 | 0 | 1.485.314 | 2.597.899 | 1.808.047 | 57.282 | 59.428.501 | 23.258.649 | 23.801.496 | 47.060.145 | 0 | 106.488.646 |
| | 3111113 | GENARO CODINA | 2.475.349 | 1.067.605 | 34.977 | 9.717 | 0 | 99.641 | 118.138 | 82.220 | 3.843 | 3.891.490 | 1.084.590 | 904.983 | 1.989.573 | 0 | 5.881.063 |
| | 3111114 | GENERAL ENRIOUE ESTRADA | 1.542.410 | 665.234 | 21.795 | 6.054 | 0 | 62.086 | 81.265 | 56.558 | 2.394 | 2.437.796 | 445.758 | 658.191 | 1.103.949 | 0 | 3.541.745 |
| | 3111115 | GENERAL FRANCISCO R. MURGUÍA | 6,378,449 | 2,750,992 | 90,130 | 25,040 | 0 | 256,752 | 314,312 | 218,749 | 9,903 | 10,044,327 | 10,263,918 | 2,453,865 | 12,717,783 | 0 | 22,762,110 |
| | 3111116 | GENERAL. PÁNFILO NATERA | 4,098,728 | 1,767,760 | 57,917 | 16,090 | 0 | 164,987 | 276,524 | 192,451 | 6,363 | 6,580,820 | 4,775,796 | 2,495,406 | 7,271,202 | 0 | 13,852,022 |
| | 3111117 | GUADALUPE | 27,425,910 | 11,828,654 | 387,539 | 107,666 | 0 | 1,103,981 | 1,945,178 | 1,353,774 | 42,576 | 44,195,278 | 6,706,440 | 17,866,392 | 24,572,832 | 0 | 68,768,110 |
| | 3111118 | HUANUSCO | 1.675.739 | 722.738 | 23.679 | 6.578 | 0 | 67.454 | 69.280 | 48.216 | 2.601 | 2.616.285 | 736.374 | 480.855 | 1.217.229 | 0 | 3.833.514 |
| | 3111119 | JALPA | 5.945.200 | 2.564.134 | 84.007 | 23.339 | 0 | 239.313 | 320.837 | 223.291 | 9.228 | 9.409.349 | 1.268.784 | 2.630.640 | 3.899.424 | 0 | 13.308.773 |
| | 3111120 | JEREZ | 12.917.851 | 5.571.403 | 182.534 | 50.711 | 0 | 519.985 | 755.350 | 525.698 | 20.052 | 20.543.584 | 6.342.909 | 6.433.380 | 12.776.289 | 300.000 | 33.619.873 |
| | 3111121 | JIMÉNEZ DEL TEUL | 1.943.136 | 838.065 | 27.458 | 7.629 | 0 | 78.217 | 76.627 | 53.329 | 3.015 | 3.027.476 | 2.062.647 | 511.902 | 2.574.549 | 0 | 5.602.025 |
| | 3111122 | JUAN ALDAMA | 3.953.031 | 1.704.922 | 55.858 | 15.518 | 0 | 159.122 | 257.553 | 179.249 | 6.138 | 6.331.391 | 2.611.893 | 2.294.061 | 4.905.954 | 0 | 11.237.345 |
| | 3111123 | JUCHIPILA | 3.774.056 | 1.627.731 | 53.329 | 14.815 | 0 | 151.918 | 179.471 | 124.904 | 5.859 | 5.932.083 | 586.281 | 1.371.771 | 1.958.052 | 75.000 | 7.965.135 |
| | 3111124 | LORETO | 7.522.851 | 3.244.568 | 106.301 | 29.533 | 0 | 302.819 | 574.158 | 399.594 | 11.679 | 12.191.503 | 3.665.457 | 5.400.978 | 9.066.435 | 0 | 21.257.938 |
| | 3111125 | LUÍS MOYA | 2.504.263 | 1.080.075 | 35.386 | 9.831 | 0 | 100.805 | 156.091 | 108.634 | 3.888 | 3.998.973 | 931.980 | 1.366.185 | 2.298.165 | 0 | 6.297.138 |
| | 3111126 | MAZAPIL | 9.385.236 | 4.047.804 | 132.617 | 36.843 | 0 | 377.787 | 330.886 | 230.287 | 14.568 | 14.556.028 | 6.359.988 | 1.989.201 | 8.349.189 | 0 | 22.905.217 |
| | 3111127 | MELCHOR OCAMPO | 1.854.218 | 799.714 | 26.201 | 7.279 | 0 | 74.638 | 57.602 | 40.088 | 2.877 | 2.862.617 | 732.543 | 297.270 | 1.029.813 | 0 | 3.892.430 |
| | 3111128 | MEZQUITAL DEL ORO | 1,370,031 | 590,887 | 19,358 | 5,379 | 0 | 55,149 | 48,153 | 33,513 | 2,127 | 2,124,597 | 609,027 | 288,558 | 897,585 | 0 | 3,022,182 |
| | 3111129 | MIGUEL AUZA | 4,479,450 | 1,931,964 | 63,296 | 17,584 | 0 | 180,312 | 282,946 | 196,921 | 6,954 | 7,159,427 | 4,375,590 | 2,489,823 | 6,865,413 | 0 | 14,024,840 |
| | 3111130 | MOMAX | 1,151,123 | 496,472 | 16,266 | 4,518 | 0 | 46,336 | 43,704 | 30,416 | 1,788 | 1,790,623 | 308,559 | 282,417 | 590,976 | 0 | 2,381,599 |
| | 3111131 | MONTE ESCOBEDO | 3.238.430 | 1.396.718 | 45.761 | 12.713 | 0 | 130.358 | 139.393 | 97.012 | 5.028 | 5.065.413 | 1.507.074 | 997.113 | 2.504.187 | 0 | 7.569.600 |
| | 3111132 | MORELOS | 2.752.760 | 1.187.251 | 38.897 | 10.806 | 0 | 110.807 | 153.862 | 107.082 | 4.272 | 4.365.737 | 494.370 | 1.283.439 | 1.777.809 | 0 | 6.143.546 |
| | 3111133 | MOYAHUA DE ESTRADA | 1.933.356 | 833.846 | 27.319 | 7.590 | 0 | 77.823 | 76.260 | 53.075 | 3.000 | 3.012.269 | 669.630 | 509.556 | 1.179.186 | 0 | 4.191.455 |
| | 3111134 | NOCHISTLAN DE MEJÍA | 6.970.867 | 3.006.499 | 98.501 | 27.366 | 0 | 280.600 | 379.007 | 263.775 | 10.821 | 11.037.436 | 2.974.092 | 3.119.202 | 6.093.294 | 0 | 17.130.730 |
| | 3111135 | NORIA DE ÁNGELES | 3.104.954 | 1.339.150 | 43.874 | 12.189 | 0 | 124.985 | 197.506 | 137.458 | 4.821 | 4.964.937 | 3.683.100 | 1.742.853 | 5.425.953 | 0 | 10.390.890 |
| | 3111136 | OJOCALIENTE | 7.089.183 | 3.057.528 | 100.173 | 27.830 | 0 | 285.363 | 497.223 | 346.050 | 11.004 | 11.414.354 | 3.831.390 | 4.549.485 | 8.380.875 | 0 | 19.795.229 |
| | 3111137 | PANUCO | 3.200.981 | 1.380.566 | 45.231 | 12.566 | 0 | 128.850 | 210.732 | 146.662 | 4.968 | 5.130.556 | 1.899.603 | 1.884.453 | 3.784.056 | 0 | 8.914.612 |
| | 3111138 | PINOS | 13.028.425 | 5.619.094 | 184.096 | 51.145 | 0 | 524.437 | 868.226 | 604.253 | 20.226 | 20.899.902 | 13.189.569 | 7.799.565 | 20.989.134 | 85.000 | 41.974.036 |
| | 3111139 | RÍO GRANDE | 10.800.542 | 4.658.218 | 152.616 | 42.400 | 0 | 434.756 | 763.193 | 531.154 | 16.767 | 17.399.646 | 5.929.320 | 7.001.004 | 12.930.324 | 374.776 | 30.704.746 |
| | 3111140 | SAÍN ALTO | 4.479.927 | 1.932.170 | 63.304 | 17.587 | 0 | 180.332 | 276.038 | 192.114 | 6.954 | 7.148.426 | 7.017.099 | 2.404.617 | 9.421.716 | 100.000 | 16.670.142 |
| | 3111141 | SANTA MARÍA DE LA PAZ | 1,118,725 | 482,500 | 15,808 | 4,392 | 0 | 45,033 | 45,766 | 31,851 | 1,737 | 1,745,812 | 477,063 | 315,024 | 792,087 | 0 | 2,537,899 |
| | 3111142 | SOMBRERETE | 12,649,620 | 5,455,716 | 178,744 | 49,659 | 0 | 509,188 | 782,936 | 544,896 | 19,638 | 20,190,397 | 9,001,365 | 6,832,941 | 15,834,306 | 0 | 36,024,703 |
| | 3111143 | SUSTICACÁN | 824.372 | 355.548 | 11.649 | 3.236 | 0 | 33.183 | 27.209 | 18.938 | 1.281 | 1.275.416 | 333.033 | 151.872 | 484.905 | 0 | 1.760.321 |
| | 3111144 | TABASCO | 3.516.479 | 1.516.638 | 49.689 | 13.805 | 0 | 141.550 | 205.380 | 142.938 | 5.460 | 5.591.939 | 2.237.400 | 1.748.325 | 3.985.725 | 0 | 9.577.664 |
| | 3111145 | TEPECHITLÁN | 2.581.364 | 1.113.330 | 36.476 | 10.133 | 0 | 103.909 | 121.059 | 84.253 | 4.008 | 4.054.532 | 1.367.172 | 917.379 | 2.284.551 | 0 | 6.339.083 |
| | 3111146 | TEPETONGO | 2.510.858 | 1.082.920 | 35.480 | 9.857 | 0 | 101.070 | 109.590 | 76.270 | 3.897 | 3.929.942 | 1.017.510 | 791.748 | 1.809.258 | 0 | 5.739.200 |
| | 3111147 | TEUL DE GONZÁLEZ. ORTEGA | 1.895.810 | 817.652 | 26.788 | 7.443 | 0 | 76.313 | 84.129 | 58.551 | 2.943 | 2.969.629 | 329.373 | 614.862 | 944.235 | 0 | 3.913.864 |
| | 3111148 | TLALTENANGO DE SÁNCHEZ R. | 5.751.784 | 2.480.715 | 81.274 | 22.579 | 0 | 231.528 | 334.890 | 233.073 | 8.928 | 9.144.771 | 4.421.049 | 2.846.835 | 7.267.884 | 0 | 16.412.655 |
| | 3111149 | TRANCOSO | 3.073.656 | 1.325.653 | 43.432 | 12.066 | 0 | 123.725 | 208.969 | 145.434 | 4.770 | 4.937.705 | 1.661.409 | 1.891.041 | 3.552.450 | 0 | 8.490.155 |
| | 3111150 | TRINIDAD GARCÍA DE LA CADENA | 1.272.118 | 548.658 | 17.976 | 4.994 | 0 | 51.206 | 50.275 | 34.989 | 1.974 | 1.982.190 | 323.592 | 336.465 | 660.057 | 100.000 | 2.742.247 |
| | 3111151 | VALPARAÍSO | 10.398.761 | 4.484.932 | 146.939 | 40.822 | 0 | 418.583 | 489.755 | 340.852 | 16.143 | 16.336.787 | 11.087.208 | 3.721.221 | 14.808.429 | 0 | 31.145.216 |
| | 3111152 | VETAGRANDE | 2.063.387 | 889.928 | 29.156 | 8.100 | 0 | 83.057 | 122.021 | 84.924 | 3.204 | 3.283.777 | 1.420.644 | 1.044.462 | 2.465.106 | 0 | 5.748.883 |
| | 3111153 | VILLA DE COS | 8.572.593 | 3.697.316 | 121.134 | 33.653 | 0 | 345.075 | 465.893 | 324.244 | 13.308 | 13.573.216 | 7.445.664 | 3.833.451 | 11.279.115 | 0 | 24.852.331 |
| | 3111154 | VILLA GARCÍA | 3.572.039 | 1.540.601 | 50.474 | 14.022 | 0 | 143.785 | 230.066 | 160.117 | 5.544 | 5.716.648 | 2.514.615 | 2.040.123 | 4.554.738 | 0 | 10.271.386 |
| | 3111155 | VILLA GONZÁLEZ ORTEGA | 2,676,920 | 1,154,541 | 37,826 | 10,509 | 0 | 107,754 | 165,181 | 114,959 | 4,155 | 4,271,845 | 1,796,241 | 1,439,778 | 3,236,019 | 0 | 7,507,864 |
| | 3111156 | VILLA HIDALGO | 3,817,134 | 1,646,311 | 53,937 | 14,985 | 0 | 153,652 | 236,492 | 164,590 | 5,925 | 6,093,026 | 3,121,539 | 2,064,801 | 5,186,340 | 0 | 11,279,366 |
| | 3111157 | VILLANUEVA | 6.993.219 | 3.016.141 | 98.817 | 27.453 | 0 | 281.499 | 392.668 | 273.285 | 10.857 | 11.093.939 | 4.156.239 | 3.282.576 | 7.438.815 | 0 | 18.532.754 |
| | 3111158 | ZACATECAS | 26.410.886 | 11.390.879 | 373.199 | 103.684 | 0 | 1.063.121 | 1.729.144 | 1.203.424 | 41.007 | 42.315.344 | 2.625.378 | 15.430.278 | 18.055.656 | 0 | 60.371.000 |
| | | **T O T A L E S** | **320,699,070** | **138,315,861** | **4,531,601** | **1,258,962** | **0** | **12,909,167** | **19,300,147** | **13,432,223** | **497,844** | **510,944,875** | **187,687,197** | **166,464,738** | **354,151,935** | **1,034,776** | **866,131,586** |

Poder Ejecutivo del Estado de Zacatecas

Secretaría de Finanzas

Estados Financieros 1er. Trimestre del Ejercicio Fiscal 2012

**Estado Sobre el Ejercicio del Presupuesto por: Gasto No Programable / Capítulo 9000 / Partida al 31 de Marzo de 2012.**

| Capítulo del Gasto | Ejercicio del Presupuesto | Presupuesto de Egresos Aprobado | Ampliaciones / (Reducciónes) | Presupuesto Vigente | Comprometido | Presupuesto Disponible para Comprometer | Devengado | Comprometido No Devengado | Presupuesto sin Devengar | Ejercido | Pagado | Cuentas por Pagar (Deuda) |
|---|---|---|---|---|---|---|---|---|---|---|---|---|
| | Nombre | 1 | 2 | 3 | 4 | 5=(3-4) | 6 | 7=(4-6) | 8=(3-6) | 9 | 10 | 11=(6-10) |
| 9111 | AMORT. DE LA DEUDA CON INSTIT. DE CRÉD. | 0 | 176,674,214 | 176,674,214 | 176,674,214 | 0 | 176,674,214 | 0 | 0 | 176,674,214 | 176,674,214 | 0 |
| 9211 | INT. DE LA DEUDA CON INSTIT. DE CRÉDITO. | 330,426,628 | (276,789,541) | 53,637,087 | 53,637,081 | 6 | 53,637,081 | 0 | 6 | 53,637,081 | 53,637,081 | 0 |
| 9311 | COMISIONES DE LA DEUDA PÚBLICA INTERNA | 0 | 224,448,660 | 224,448,660 | 224,448,660 | 0 | 224,448,660 | 0 | 0 | 224,448,660 | 224,448,660 | 0 |
| 9411 | GASTOS DE LA DEUDA. | 52,605 | 29,000,000 | 29,052,605 | 29,047,559 | 5,046 | 29,047,559 | 0 | 5,046 | 29,047,559 | 29,047,559 | 0 |
| 9511 | COSTO POR COBERTURAS. | 1,250,641 | 0 | 1,250,641 | 1,250,640 | 1 | 1,250,640 | 0 | 1 | 1,250,640 | 1,250,640 | 0 |
| 9911 | ADEFAS | 84,280,731 | (67,528,981) | 16,751,750 | 16,751,749 | 1 | 16,751,749 | 0 | 1 | 16,751,749 | 16,751,749 | 0 |
| | **T O T A L E S** | **416,010,605** | **85,804,352** | **501,814,957** | **501,809,904** | **5,053** | **501,809,904** | **0** | **5,053** | **501,809,904** | **501,809,904** | **0** |

SEFIN
Secretaría de Finanzas

**Comportamiento de Deuda Pública Directa.**

| Acrededor | Destino de la Deuda | Decreto | | Contratación | | | | | Saldo Contable Inicial | Disposición | Servicios de la Deuda | | | | Saldo Contable Final |
|---|---|---|---|---|---|---|---|---|---|---|---|---|---|---|---|
| | | No. | Fecha | Fecha de Contratación | Fecha de Vencimiento | Plazo | Tasa de Interés | Importe | | | Monto de Capital Pagado | | | Interéses y Comisiones | |
| | | | | | | | | | | | Sin Cargo Presupuestal | Con Cargo Presupuestal | Total | | |
| BANOBRAS | Infraestructura Urbana | 116 | 19-Jul-08 | 18-Dic-08 | 18-Dic-13 | 60 meses | TIIE + 1 | 360,000,000 | 160,000,000 | 0 | 0 | 160,000,000 | 160,000,000 | 1,663,544 | 0 |
| BANCOMER | Infraestructura Urbana | 445 | 30-Dic-09 | 19-Mar-10 | 31-Mzo-15 | 60 meses | FIJA | 266,787,428 | 216,764,785 | 0 | 0 | 16,674,215 | 16,674,215 | 4,164,292 | 200,090,571 |
| BANORTE | Infraestructura Urbana | 206 | 06-Jul-11 | 19-Oct-11 | 19-Oct-28 | 204 meses | TIIE + 1.7 | 3,000,000,000 | 1,661,788,710 | 1,338,211,290 | 0 | 0 | 0 | 28,555,134 | 3,000,000,000 |
| BANCOMER | Infraestructura Urbana | 206 | 06-Jul-11 | 01-Dic-11 | 01-Dic-26 | 180 meses | TIIE + 1.32 | 750,000,000 | 173,241,509 | 120,423,605 | 0 | 0 | 0 | 3,675,282 | 293,665,114 |
| BANOBRAS | Infraestructura Urbana | 206 | 06-Jul-11 | 05-01-12 | 05-09-28 | 200 meses | TIE + 1.81 | 1,147,850,000 | 0 | 232,333,333 | 0 | 0 | 0 | 1,195,563 | 232,333,333 |
| NAFINSA | Gastos de la Deuda | | | | | | | | | | | | | 47,559 | 0 |
| | Cobertura de tasas | | | | | | | | | | | | | 1,250,640 | 0 |
| **TOTALES** | | | | | | | | **5,524,637,428** | **2,211,795,004** | **1,690,968,228** | **0** | **176,674,215** | **176,674,215** | **40,552,014** | **3,726,089,018** |

## Informe sobre la Aplicación del Empréstito 2011 al 30 de Junio de 2012.

| Destino Autorizado | Monto Autorizado Decreto No. 206 | Aplicado 2011 | Aplicado 2012 | Total Aplicado | Pendiente por Aplicar |
|---|---|---|---|---|---|
| **Infraestructura en Proyectos Estratégicos** | | | | | |
| Secretaría de Desarrollo Económico | 150,000,000 | 20,000,000 | | 20,000,000 | 130,000,000 |
| Secretaría de Desarrollo Agropecuario | 100,000,000 | | | | 100,000,000 |
| Secretaría de Obras Públicas | 301,000,000 | | 43,000,000 | 43,000,000 | 258,000,000 |
| Secretaría de Planeación de Desarrollo Regional | 65,000,000 | 10,000,000 | | 10,000,000 | 55,000,000 |
| Secretaría de Educación y Cultura | 65,000,000 | 10,926,400 | | 10,926,400 | 54,073,600 |
| Junta Estatal de Caminos | 60,000,000 | 60,000,000 | | 60,000,000 | |
| **Ciudad Gobierno** | 1,358,389,000 | | 1,358,389,000 | 1,358,389,000 | 0 |
| **Reestructuración de Deuda** | 1,755,889,302 | 1,365,858,710 | 153,333,333 | 1,519,192,043 | 236,697,259 |
| **Fortalecimiento Municipal** | 243,500,000 | 200,000,000 | | 200,000,000 | 43,500,000 |
| **Seguridad Pública** | | | | | |
| Secretaría de Seguridad Pública | 602,120,000 | 126,235,109 | 116,723,604 | 242,958,713 | 359,161,287 |
| Consejo Estatal de Seguridad Pública | 97,441,000 | | | | 97,441,000 |
| Procuraduría General de Justicia | 15,000,000 | 15,000,000 | | 15,000,000 | 0 |
| **Reservas** (Activo No Circulante) | 84,510,698 | 27,000,000 | 57,149,285 | 84,149,285 | |
| **T O T A L E S** | **4,897,850,000** | **1,835,020,219** | **1,728,595,222** | **3,563,615,441** | **1,333,873,146** |

**Comportamiento de Obligaciones Financieras a Corto Plazo.**

| Acrededor | Destino | Contratación | | | Saldo Contable Inicial | Disposición | Servicios de las Obligaciones Financieras a Corto Plazo | | | | Saldo Contable Final |
|---|---|---|---|---|---|---|---|---|---|---|---|
| | | Fecha de Contatación | Plazo | Importe | | | Monto de Capital Pagado | | | Interéses y Comisiones | |
| | | | | | | | Sin Cargo Presupuestal | Con Cargo Presupuestal | Total | | |
| B. INTERACCIONES | Gasto de Operación | 26/12/2011 | Corto | 1,162,000,000 | 1,162,000,000 | 1,524,000,000 | 1,924,000,000 | 0 | 1,924,000,000 | 11,431,033 | 762,000,000 |
| B. INTERACCIONES | Gasto de Operación | 26/12/2011 | Corto | 233,000,000 | 233,000,000 | 0 | 38,833,332 | 0 | 38,833,332 | 2,952,233 | 194,166,668 |
| B. INTERACCIONES | Comisiones y Gastos | | | | | | | | | 253,448,660 | 0 |
| **TOTALES** | | | | **1,395,000,000** | **1,395,000,000** | **1,524,000,000** | **1,962,833,332** | **0** | **1,962,833,332** | **267,831,926** | **956,166,668** |

SEFIN
Secretaría de Finanzas