

EL MUNICIPIO



GOBIERNO DEL ESTADO DE ZACATECAS
SECRETARÍA DE FINANZAS

CUENTA PÚBLICA DEL EJERCICIO FISCAL 2004

ACUMULADO DE RECURSOS MINISTRADOS A MUNICIPIOS

| CONCEPTO | PRESUPUESTO | | | | Variación del presupuesto ejercido con respecto a: | | | |
|---|----------------------|----------------------|----------------------|----------------------|--|--------------|------------------------|------------------------|
| | 2002 ¹ | 2003 ¹ | 2004 | | Asignado 2004 | | Real 2003 ² | Real 2002 ² |
| | Ejercido | Ejercido | Modificado | Ejercido | Absoluta | Relativa | Relativa | Relativa |
| Fondo único de participaciones | 767,100,282 | 918,141,913 | 1,003,928,787 | 1,003,928,787 | 0 | 0.00% | 3.95% | 19.65% |
| Fondo de aportaciones para la infraestructura social municipal | 369,468,743 | 376,837,493 | 397,668,395 | 397,668,244 | 151 | 0.00% | 0.32% | -1.60% |
| Fondo de aportaciones para el fortalecimiento de los municipios | 311,861,452 | 319,717,961 | 319,279,107 | 319,279,096 | 11 | 0.00% | -5.06% | -6.40% |
| Rendimientos del fondo de aportaciones para la infraestructura | 6,099,891 | 5,372,615 | 3,734,265 | 3,734,265 | 0 | 0.00% | -33.92% | -44.03% |
| Rendimientos del fondo de fortalecimiento de los municipios | 3,110,936 | 2,554,049 | 4,362,291 | 4,362,291 | 0 | 0.00% | 62.37% | 28.20% |
| Erogaciones especiales a municipios | 23,567,665 | 0 | 0 | 0 | 0 | 0.00% | 0.00% | -100.00% |
| Programa especial carretero de los municipios | 46,914,732 | 0 | 0 | 0 | 0 | 0.00% | 0.00% | -100.00% |
| TOTALES | 1,528,123,701 | 1,622,624,031 | 1,728,972,845 | 1,728,972,683 | 162 | 0.00% | 1.30% | 3.44% |

¹ FUENTE: Cuentas Públicas de los Ejercicios Fiscales 2002 y 2003.

² Con la actualización de las cifras de ejercicios anteriores mediante el Índice Nacional de Precios al Consumidor se muestran variaciones relativas en términos reales.
Ordenamiento Legal: Presupuesto de Egresos. Decreto No. 193, Artículo 11 Fracción VII, Artículo 15 Fracción II y IV, Artículo 17

GOBIERNO DEL ESTADO DE ZACATECAS
SECRETARÍA DE FINANZAS

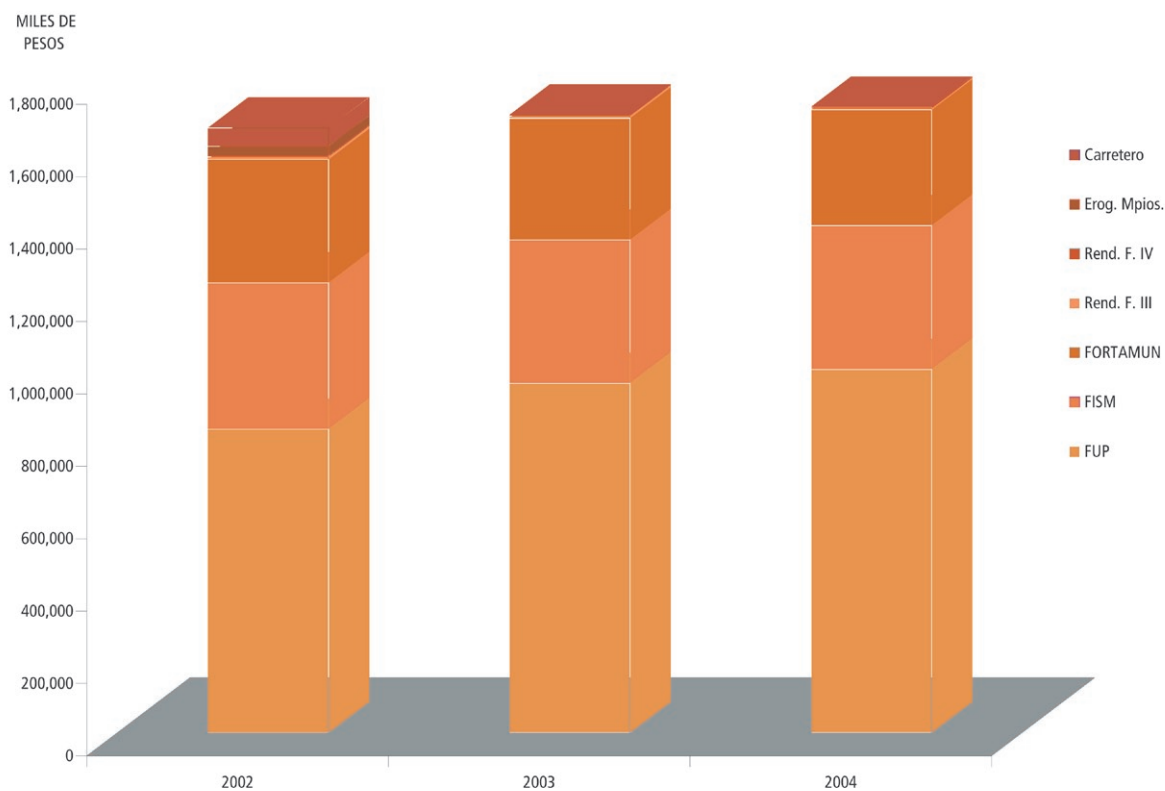
CUENTA PÚBLICA DEL EJERCICIO FISCAL 2004

COMPARATIVO GRÁFICO DE RECURSOS TRANSFERIDOS A MUNICIPIOS DURANTE 2002, 2003, 2004

| | 2002 ¹ | | | 2003 ¹ | | | 2004 |
|--------------------------------|-------------------|--------|---------------|-------------------|--------|---------------|---------------|
| | Histórica | Factor | Actualizada | Histórica | Factor | Actualizada | |
| TOTAL | 1,528,123,701 | 1.094 | 1,671,461,704 | 1,622,624,031 | 1.052 | 1,706,838,218 | 1,728,972,683 |
| Fondo único de participaciones | 767,100,282 | 1.094 | 839,054,288 | 918,141,913 | 1.052 | 965,793,478 | 1,003,928,787 |
| FISM | 369,468,743 | 1.094 | 404,124,911 | 376,837,493 | 1.052 | 396,395,359 | 397,668,244 |
| FORTAMUN | 311,861,452 | 1.094 | 341,114,056 | 319,717,961 | 1.052 | 336,311,323 | 319,279,096 |
| Rendimientos fondo III | 6,099,891 | 1.094 | 6,672,061 | 5,372,615 | 1.052 | 5,651,453 | 3,734,265 |
| Rendimientos fondo IV | 3,110,936 | 1.094 | 3,402,742 | 2,554,049 | 1.052 | 2,686,605 | 4,362,291 |
| Erogaciones especiales mpios. | 23,567,665 | 1.094 | 25,778,312 | 0 | 1.052 | 0 | 0 |
| Programa especial carretero | 46,914,732 | 1.094 | 51,315,334 | 0 | 1.052 | 0 | 0 |

FUENTE: Cuentas Públicas del Ejercicio Fiscal 2002 y 2003.

COMPARATIVO GRÁFICO DE RECURSOS TRANSFERIDOS A MUNICIPIOS DURANTE 2002, 2003, 2004



GOBIERNO DEL ESTADO DE ZACATECAS
SECRETARÍA DE FINANZAS

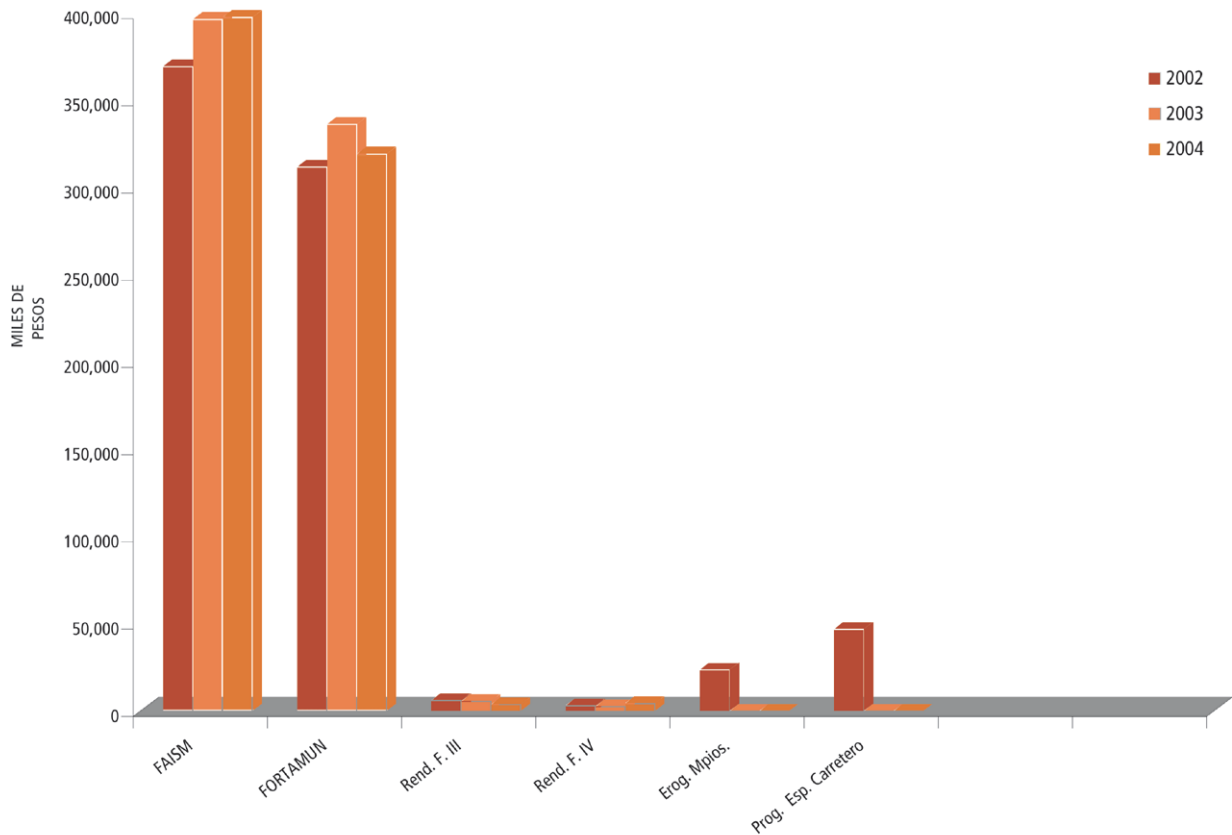
CUENTA PÚBLICA DEL EJERCICIO FISCAL 2004

COMPARATIVO GRÁFICO DE APORTACIONES Y PROGRAMAS ADICIONALES A MUNICIPIOS DURANTE 2002, 2003, 2004

| | 2002 ¹ | | | 2003 ¹ | | | 2004 |
|-----------------------------------|-------------------|--------|-------------|-------------------|--------|-------------|-------------|
| | Histórica | Factor | Actualizada | Histórica | Factor | Actualizada | |
| TOTAL | 761,023,419 | 1.093 | 832,407,416 | 704,482,118 | 1.052 | 741,044,740 | 725,043,896 |
| FISM | 369,468,743 | 1.093 | 404,124,911 | 376,837,493 | 1.052 | 396,395,359 | 397,668,244 |
| FORTAMUN | 311,861,452 | 1.093 | 341,114,056 | 319,717,961 | 1.052 | 336,311,323 | 319,279,096 |
| Rendimientos fondo III | 6,099,891 | 1.093 | 6,672,061 | 5,372,615 | 1.052 | 5,651,453 | 3,734,265 |
| Rendimientos fondo IV | 3,110,936 | 1.093 | 3,402,742 | 2,554,049 | 1.052 | 2,686,605 | 4,362,291 |
| Erogaciones especiales mpios. | 23,567,665 | 1.093 | 25,778,312 | 0 | 1.052 | 0 | 0 |
| Programa especial carretero mpal. | 46,914,732 | 1.093 | 51,315,334 | 0 | 1.052 | 0 | 0 |

¹ FUENTE: Cuentas Públicas del Ejercicio Fiscal 1998 y 2003.

COMPARATIVO GRÁFICO DE APORTACIONES Y PROGRAMAS ADICIONALES A MUNICIPIOS DURANTE 2002, 2003, 2004



GOBIERNO DEL ESTADO DE ZACATECAS
SECRETARÍA DE FINANZAS

CUENTA PÚBLICA DEL EJERCICIO FISCAL 2004

RECURSOS MINISTRADOS POR MUNICIPIO

| MUNICIPIO | FONDO ÚNICO DE PARTICIPACIONES | FONDO III FAISM | FONDO IV FORTAMUN | RENDIMIENTOS FONDO III FAISM | RENDIMIENTOS FONDO IV FORTAMUN | ACUMULADO |
|----------------------------|--------------------------------|--------------------|--------------------|------------------------------|--------------------------------|--------------------|
| Apozol | 7,997,345 | 1,880,480 | 1,738,615 | 17,658 | 24,213 | 11,658,311 |
| Apulco | 13,230,241 | 2,001,683 | 1,173,701 | 18,797 | 15,569 | 16,439,991 |
| Atolinga | 6,467,370 | 1,199,367 | 754,555 | 11,263 | 10,989 | 8,443,544 |
| Florencia de Benito Juárez | 9,154,569 | 1,418,211 | 1,030,290 | 13,318 | 13,973 | 11,630,361 |
| Calera | 17,221,740 | 6,519,498 | 7,523,619 | 61,221 | 94,146 | 31,420,224 |
| Cañitas de Felipe Pescador | 7,544,713 | 2,612,134 | 2,010,104 | 24,529 | 28,866 | 12,220,346 |
| Concepción del Oro | 10,533,675 | 4,261,218 | 2,766,310 | 40,015 | 39,889 | 17,641,107 |
| Cauhtémoc | 13,019,077 | 3,432,107 | 2,553,082 | 32,229 | 34,244 | 19,070,739 |
| Chalchihuites | 11,638,429 | 3,840,349 | 2,813,249 | 36,062 | 41,098 | 18,369,187 |
| Fresnillo | 91,612,215 | 48,260,725 | 43,220,297 | 453,187 | 581,878 | 184,128,302 |
| García de la Cadena | 8,778,543 | 919,567 | 836,639 | 8,635 | 11,876 | 10,555,260 |
| Genaro Codina | 13,438,722 | 3,807,970 | 1,880,846 | 35,758 | 26,526 | 19,189,822 |
| Gral. Enrique Estrada | 7,421,980 | 1,160,593 | 1,293,995 | 10,898 | 17,333 | 9,904,799 |
| Gral. Francisco R. Murguía | 12,033,928 | 7,231,695 | 5,451,481 | 67,909 | 80,819 | 24,865,832 |
| Gral. Joaquín Amaro | 6,189,725 | 811,727 | 475,990 | 7,622 | 6,817 | 7,491,881 |
| Gral. Pánfilo Natera | 13,876,668 | 6,885,511 | 5,115,834 | 64,658 | 70,381 | 26,013,052 |
| Guadalupe | 61,739,182 | 16,860,216 | 25,725,649 | 158,324 | 351,137 | 104,834,508 |
| Huanusco | 7,031,087 | 1,486,877 | 1,239,273 | 13,962 | 18,029 | 9,789,228 |
| Jalpa | 17,035,509 | 6,149,885 | 5,535,923 | 57,750 | 77,157 | 28,856,224 |
| Jerez de García Salinas | 39,391,450 | 11,480,505 | 12,915,660 | 107,807 | 180,995 | 64,076,417 |
| Jiménez del Teul | 6,348,663 | 3,979,772 | 1,234,792 | 37,372 | 16,745 | 11,617,344 |
| Juan Aldama | 15,307,413 | 4,510,323 | 4,572,856 | 42,354 | 64,436 | 24,497,382 |
| Juchipila | 15,337,142 | 2,734,392 | 2,988,266 | 25,677 | 41,484 | 21,126,961 |
| Loreto | 19,068,507 | 11,679,949 | 9,416,258 | 109,679 | 121,943 | 40,396,336 |
| Luis Moya | 9,722,555 | 2,425,557 | 2,693,190 | 22,777 | 37,256 | 14,901,335 |
| Mazapil | 14,724,110 | 13,631,867 | 4,212,679 | 128,009 | 64,698 | 32,761,363 |
| Melchor Ocampo | 9,191,689 | 1,643,817 | 641,573 | 15,436 | 9,103 | 11,501,618 |
| Mezquital del Oro | 9,593,956 | 1,218,334 | 708,560 | 11,441 | 10,081 | 11,542,372 |
| TOTALES | 474,650,203 | 174,044,329 | 152,523,286 | 1,634,347 | 2,091,681 | 804,943,846 |

Ordenamiento Legal: Presupuesto de Egresos. Decreto No. 397 Artículo 11, Fracción V, Artículo 15 fracción II y IV y Artículo 17
Cédula 1 de 2

GOBIERNO DEL ESTADO DE ZACATECAS
SECRETARÍA DE FINANZAS

CUENTA PÚBLICA DEL EJERCICIO FISCAL 2004

RECURSOS MINISTRADOS POR MUNICIPIO

| MUNICIPIO | FONDO ÚNICO DE PARTICIPACIONES | FONDO III FAISM | FONDO IV FORTAMUN | RENDIMIENTOS FONDO III FAISM | RENDIMIENTOS FONDO IV FORTAMUN | ACUMULADO |
|------------------------------|--------------------------------|--------------------|--------------------|------------------------------|--------------------------------|----------------------|
| Miguel Auza | 11,119,133 | 4,952,781 | 5,111,589 | 46,509 | 69,040 | 21,299,052 |
| Momax | 6,727,303 | 864,719 | 687,804 | 8,120 | 10,144 | 8,298,090 |
| Monte Escobedo | 9,608,783 | 4,007,635 | 2,288,433 | 37,633 | 31,739 | 15,974,223 |
| Morelos | 11,995,630 | 1,577,311 | 2,300,934 | 14,812 | 30,462 | 15,919,149 |
| Moyahua de Estrada | 13,769,074 | 1,776,304 | 1,345,416 | 16,680 | 19,141 | 16,926,615 |
| Nochistlán de Mejía | 19,699,476 | 9,128,807 | 6,906,813 | 85,723 | 97,912 | 35,918,731 |
| Noria de Ángeles | 14,657,270 | 5,248,099 | 3,258,340 | 49,282 | 44,136 | 23,257,127 |
| Ojocaliente | 17,343,921 | 10,355,756 | 9,014,804 | 97,245 | 119,861 | 36,931,587 |
| Pánuco | 6,773,592 | 4,389,560 | 3,298,674 | 41,220 | 44,720 | 14,547,766 |
| Pinos | 32,038,867 | 35,580,588 | 15,193,714 | 334,116 | 207,480 | 83,354,765 |
| Río Grande | 30,897,921 | 14,183,277 | 13,994,304 | 133,187 | 195,441 | 59,404,130 |
| Saín Alto | 12,990,458 | 7,182,684 | 4,900,246 | 67,448 | 69,664 | 25,210,500 |
| El Salvador | 8,152,916 | 2,734,827 | 731,440 | 25,681 | 11,570 | 11,656,434 |
| Sombrerete | 37,328,150 | 19,515,429 | 14,541,999 | 183,258 | 208,064 | 71,776,900 |
| Susticacán | 6,435,823 | 580,678 | 317,484 | 5,453 | 4,603 | 7,344,041 |
| Tabasco | 13,271,417 | 4,669,451 | 3,698,714 | 43,848 | 50,456 | 21,733,886 |
| Tepechtlán | 12,001,580 | 2,839,443 | 2,116,246 | 26,664 | 29,630 | 17,013,563 |
| Tepetongo | 9,962,028 | 2,810,903 | 1,992,177 | 26,396 | 28,882 | 14,820,386 |
| Teul de González Ortega | 8,526,724 | 2,744,481 | 2,163,892 | 25,772 | 30,141 | 13,491,010 |
| Tlaltenango de Sánchez Román | 18,464,376 | 8,076,980 | 5,532,621 | 75,846 | 76,685 | 32,226,508 |
| Trancoso | 8,333,888 | 4,094,615 | 3,085,210 | 38,450 | 14,502 | 15,566,665 |
| Valparaíso | 25,276,595 | 21,462,347 | 8,266,852 | 201,540 | 116,778 | 55,324,112 |
| Vetagrande | 9,821,435 | 1,957,347 | 1,704,885 | 18,380 | 22,935 | 13,524,982 |
| Villa de Cos | 18,343,662 | 11,801,836 | 7,577,388 | 110,824 | 105,207 | 37,938,917 |
| Villa García | 12,182,483 | 4,589,553 | 3,406,704 | 43,097 | 44,847 | 20,266,684 |
| Villa González Ortega | 16,428,523 | 3,472,401 | 2,799,804 | 32,607 | 38,025 | 22,771,360 |
| Villa Hidalgo | 25,995,785 | 6,465,200 | 3,714,045 | 60,710 | 52,764 | 36,288,504 |
| Villanueva | 25,811,599 | 10,308,300 | 7,580,936 | 96,799 | 104,179 | 43,901,813 |
| Zacatecas | 85,320,172 | 16,252,603 | 29,224,342 | 152,618 | 391,602 | 131,341,337 |
| TOTAL HOJA 2 | 529,278,584 | 223,623,915 | 166,755,810 | 2,099,918 | 2,270,610 | 924,028,837 |
| TOTALES | 1,003,928,787 | 397,668,244 | 319,279,096 | 3,734,265 | 4,362,291 | 1,728,972,683 |

Ordenamiento Legal: Presupuesto de Egresos. Decreto No. 397 Artículo 11, Fracción V, Artículo 15 fracción II y IV y Artículo 17.
Cédula 2 de 2.

GOBIERNO DEL ESTADO DE ZACATECAS
SECRETARÍA DE FINANZAS

CUENTA PÚBLICA DEL EJERCICIO FISCAL 2004

FONDO ÚNICO DE PARTICIPACIONES MINISTRADO A MUNICIPIOS

| MUNICIPIO | PRESUPUESTO | | | | Variación del presupuesto ejercido con respecto a: | | | |
|----------------------------|--------------------|--------------------|--------------------|--------------------|--|---------------------------|--------------|---------------------------|
| | 2002 ¹ | 2003 ¹ | 2 0 0 4 | | Asignado 2004 | Real 2003 ² | | Real 2002 ² |
| | Ejercido | Ejercido | Modificado | Ejercido | Absoluta | Relativa | Relativa | Relativa |
| Apozol | 6,220,611 | 7,401,761 | 7,997,345 | 7,997,345 | 0 | 0.00% | 2.72% | 17.54% |
| Apulco | 10,112,413 | 12,258,006 | 13,230,241 | 13,230,241 | 0 | 0.00% | 2.61% | 19.61% |
| Atolinga | 4,833,634 | 5,869,392 | 6,467,370 | 6,467,370 | 0 | 0.00% | 4.75% | 22.33% |
| Florencia de Benito Juárez | 7,177,724 | 8,319,760 | 9,154,569 | 9,154,569 | 0 | 0.00% | 4.61% | 16.60% |
| Calera | 13,274,178 | 15,659,903 | 17,221,740 | 17,221,740 | 0 | 0.00% | 4.55% | 18.61% |
| Cañitas de Felipe Pescador | 5,928,525 | 6,960,812 | 7,544,713 | 7,544,713 | 0 | 0.00% | 3.04% | 16.35% |
| Concepción del Oro | 8,577,498 | 9,856,003 | 10,533,675 | 10,533,675 | 0 | 0.00% | 1.60% | 12.27% |
| Cuauhtémoc | 9,550,577 | 11,375,918 | 13,019,077 | 13,019,077 | 0 | 0.00% | 8.80% | 24.63% |
| Chalchihuites | 8,696,075 | 10,574,022 | 11,638,429 | 11,638,429 | 0 | 0.00% | 4.64% | 22.36% |
| Fresnillo | 72,769,913 | 85,197,950 | 91,612,215 | 91,612,215 | 0 | 0.00% | 2.22% | 15.10% |
| García de la Cadena | 6,699,965 | 8,106,111 | 8,778,543 | 8,778,543 | 0 | 0.00% | 2.95% | 19.79% |
| Genaro Codina | 8,913,193 | 11,950,691 | 13,438,722 | 13,438,722 | 0 | 0.00% | 6.90% | 37.84% |
| Gral. Enrique Estrada | 5,669,216 | 6,788,384 | 7,421,980 | 7,421,980 | 0 | 0.00% | 3.94% | 19.69% |
| Gral. Francisco R. Murguía | 9,651,301 | 11,244,539 | 12,033,928 | 12,033,928 | 0 | 0.00% | 1.74% | 13.99% |
| Gral. Joaquín Amaro | 4,743,042 | 5,658,260 | 6,189,725 | 6,189,725 | 0 | 0.00% | 4.00% | 19.31% |
| Gral. Pánfilo Natera | 9,861,483 | 12,357,916 | 13,876,668 | 13,876,668 | 0 | 0.00% | 6.75% | 28.65% |
| Guadalupe | 42,762,040 | 54,674,369 | 61,739,182 | 61,739,182 | 0 | 0.00% | 7.35% | 32.00% |
| Huanusco | 5,451,172 | 6,467,088 | 7,031,087 | 7,031,087 | 0 | 0.00% | 3.36% | 17.92% |
| Jalpa | 14,000,268 | 15,983,043 | 17,035,509 | 17,035,509 | 0 | 0.00% | 1.33% | 11.25% |
| Jerez de García Salinas | 31,622,685 | 36,680,767 | 39,391,450 | 39,391,450 | 0 | 0.00% | 2.09% | 13.88% |
| Jiménez del Teul | 4,685,490 | 5,725,719 | 6,348,663 | 6,348,663 | 0 | 0.00% | 5.41% | 23.88% |
| Juan Aldama | 11,545,632 | 14,085,304 | 15,307,413 | 15,307,413 | 0 | 0.00% | 3.31% | 21.21% |
| Juchipila | 12,477,317 | 14,277,303 | 15,337,142 | 15,337,142 | 0 | 0.00% | 2.12% | 12.38% |
| Loreto | 15,117,206 | 17,600,640 | 19,068,507 | 19,068,507 | 0 | 0.00% | 2.99% | 15.32% |
| Luis Moya | 7,689,591 | 9,004,142 | 9,722,555 | 9,722,555 | 0 | 0.00% | 2.65% | 15.60% |
| Mazapil | 11,133,677 | 13,429,068 | 14,724,110 | 14,724,110 | 0 | 0.00% | 4.23% | 20.91% |
| Melchor Ocampo | 7,413,743 | 8,604,505 | 9,191,689 | 9,191,689 | 0 | 0.00% | 1.55% | 13.35% |
| Mezquital del Oro | 6,954,511 | 8,298,747 | 9,593,956 | 9,593,956 | 0 | 0.00% | 9.90% | 26.12% |
| TOTAL HOJA 1 | 363,532,680 | 434,410,123 | 474,650,203 | 474,650,203 | 0 | 0.00% | 3.87% | 19.37% |

¹ FUENTE: Cuentas Públicas de los Ejercicios Fiscales 2002 y 2003.

² Con la actualización de las cifras de ejercicios anteriores mediante el Índice Nacional de Precios al Consumidor se muestran variaciones relativas en términos reales.
Ordenamiento Legal: Presupuesto de Egresos. Decreto No. 397. Artículo 11, Fracción V y Artículo 17.

Cédula 1 de 2.

GOBIERNO DEL ESTADO DE ZACATECAS
SECRETARÍA DE FINANZAS

CUENTA PÚBLICA DEL EJERCICIO FISCAL 2004

FONDO ÚNICO DE PARTICIPACIONES MINISTRADO A MUNICIPIOS

| MUNICIPIO | PRESUPUESTO | | | | Variación del presupuesto ejercido con respecto a: | | | |
|------------------------------|--------------------|--------------------|----------------------|----------------------|--|--------------|---------------------------|---------------------------|
| | 2002 ¹ | 2003 ¹ | 2 0 0 4 | | Asignado 2004 | | Real 2003 ² | Real 2002 ² |
| | Ejercido | Ejercido | Modificado | Ejercido | Absoluta | Relativa | Relativa | Relativa |
| Miguel Auza | 8,369,618 | 10,018,670 | 11,119,133 | 11,119,133 | 0 | 0.00% | 5.51% | 21.46% |
| Momax | 5,094,678 | 6,141,293 | 6,727,303 | 6,727,303 | 0 | 0.00% | 4.14% | 20.72% |
| Monte Escobedo | 7,531,096 | 8,867,382 | 9,608,783 | 9,608,783 | 0 | 0.00% | 3.01% | 16.65% |
| Morelos | 9,212,850 | 11,016,834 | 11,995,630 | 11,995,630 | 0 | 0.00% | 3.51% | 19.04% |
| Moyahua de Estrada | 9,802,165 | 12,169,349 | 13,769,074 | 13,769,074 | 0 | 0.00% | 7.56% | 28.42% |
| Nochistlán de Mejía | 15,664,628 | 18,204,056 | 19,699,476 | 19,699,476 | 0 | 0.00% | 2.88% | 14.97% |
| Noria de Ángeles | 9,710,044 | 12,730,844 | 14,657,270 | 14,657,270 | 0 | 0.00% | 9.45% | 38.00% |
| Ojocaliente | 13,427,508 | 16,064,612 | 17,343,921 | 17,343,921 | 0 | 0.00% | 2.64% | 18.09% |
| Pánuco | 5,300,724 | 6,214,323 | 6,773,592 | 6,773,592 | 0 | 0.00% | 3.62% | 16.83% |
| Pinos | 24,698,059 | 28,940,841 | 32,038,867 | 32,038,867 | 0 | 0.00% | 5.24% | 18.60% |
| Río Grande | 24,221,383 | 28,585,656 | 30,897,921 | 30,897,921 | 0 | 0.00% | 2.76% | 16.63% |
| Saín Alto | 10,063,355 | 11,950,691 | 12,990,458 | 12,990,458 | 0 | 0.00% | 3.34% | 18.02% |
| El Salvador | 6,360,704 | 7,449,817 | 8,152,916 | 8,152,916 | 0 | 0.00% | 4.04% | 17.18% |
| Sombrerete | 29,615,112 | 34,578,346 | 37,328,150 | 37,328,150 | 0 | 0.00% | 2.63% | 15.24% |
| Susticacán | 4,897,538 | 5,823,829 | 6,435,823 | 6,435,823 | 0 | 0.00% | 5.06% | 20.14% |
| Tabasco | 10,051,567 | 12,157,007 | 13,271,417 | 13,271,417 | 0 | 0.00% | 3.78% | 20.71% |
| Tepechtlán | 9,312,283 | 11,051,868 | 12,001,580 | 12,001,580 | 0 | 0.00% | 3.24% | 17.83% |
| Tepetongo | 7,449,071 | 9,054,004 | 9,962,028 | 9,962,028 | 0 | 0.00% | 4.60% | 22.27% |
| Teul de González Ortega | 6,749,705 | 7,924,695 | 8,526,724 | 8,526,724 | 0 | 0.00% | 2.29% | 15.49% |
| Tlaltenango de Sánchez Román | 14,321,139 | 17,300,356 | 18,464,376 | 18,464,376 | 0 | 0.00% | 1.46% | 17.87% |
| Trancoso | 5,190,405 | 7,225,311 | 8,333,888 | 8,333,888 | 0 | 0.00% | 9.65% | 46.79% |
| Valparaíso | 20,232,248 | 23,539,424 | 25,276,595 | 25,276,595 | 0 | 0.00% | 2.08% | 14.22% |
| Vetagrande | 7,206,385 | 8,849,305 | 9,821,435 | 9,821,435 | 0 | 0.00% | 5.51% | 24.60% |
| Villa de Cos | 13,971,822 | 16,604,049 | 18,343,662 | 18,343,662 | 0 | 0.00% | 5.03% | 20.03% |
| Villa García | 9,408,528 | 11,414,224 | 12,182,483 | 12,182,483 | 0 | 0.00% | 1.46% | 18.38% |
| Villa González Ortega | 12,166,163 | 14,334,982 | 16,428,523 | 16,428,523 | 0 | 0.00% | 8.95% | 23.45% |
| Villa Hidalgo | 15,137,979 | 22,045,146 | 25,995,785 | 25,995,785 | 0 | 0.00% | 12.10% | 57.00% |
| Villanueva | 19,885,631 | 23,878,497 | 25,811,599 | 25,811,599 | 0 | 0.00% | 2.76% | 18.67% |
| Zacatecas | 68,515,214 | 79,596,379 | 85,320,172 | 85,320,172 | 0 | 0.00% | 1.90% | 13.85% |
| TOTAL HOJA 2 | 403,567,602 | 483,731,790 | 529,278,584 | 529,278,584 | 0 | 0.00% | 4.02% | 19.90% |
| TOTAL GENERAL | 767,100,282 | 918,141,913 | 1,003,928,787 | 1,003,928,787 | 0 | 0.00% | 3.95% | 19.65% |

¹ FUENTE: Cuentas Públicas de los Ejercicios Fiscales 2002 y 2003.

² Con la actualización de las cifras de ejercicios anteriores mediante el Índice Nacional de Precios al Consumidor se muestran variaciones relativas en términos reales.
Ordenamiento Legal: Presupuesto de Egresos. Decreto No. 397. Artículo 11, Fracción V y Artículo 17.
Cédula 2 de 2.

GOBIERNO DEL ESTADO DE ZACATECAS
SECRETARÍA DE FINANZAS

CUENTA PÚBLICA DEL EJERCICIO FISCAL 2004

FONDO ÚNICO DE PARTICIPACIONES A MUNICIPIOS DESGLOSADO POR INTEGRACIÓN

| MUNICIPIO | FONDO GENERAL | FOMENTO MUNICIPAL | IMPUESTO SOBRE TENENCIA O USO DE VEHÍCULOS | IMPUESTO ESPECIAL SOBRE PRODUCCIÓN Y SERVICIOS | IMPUESTO SOBRE AUTOMÓVILES NUEVOS | ACUMULADO |
|----------------------------|--------------------|--------------------|--|--|-----------------------------------|--------------------|
| Apozol | 4,439,156 | 3,278,162 | 153,275 | 90,129 | 36,623 | 7,997,345 |
| Apulco | 7,343,824 | 5,423,157 | 253,567 | 149,105 | 60,588 | 13,230,241 |
| Atolinga | 3,589,898 | 2,651,015 | 123,953 | 72,886 | 29,618 | 6,467,370 |
| Florencia de Benito Juárez | 5,081,506 | 3,752,517 | 175,453 | 103,170 | 41,923 | 9,154,569 |
| Calera | 9,559,423 | 7,059,298 | 330,068 | 194,085 | 78,866 | 17,221,740 |
| Cañitas de Felipe Pescador | 4,187,910 | 3,092,625 | 144,601 | 85,028 | 34,549 | 7,544,713 |
| Concepción del Oro | 5,847,022 | 4,317,821 | 201,885 | 118,712 | 48,235 | 10,533,675 |
| Cuahtémoc | 7,226,614 | 5,336,600 | 249,519 | 146,725 | 59,619 | 13,019,077 |
| Chalchihuites | 6,460,247 | 4,770,664 | 223,059 | 131,162 | 53,297 | 11,638,429 |
| Fresnillo | 50,851,995 | 37,552,414 | 1,755,816 | 1,032,461 | 419,529 | 91,612,215 |
| García de la Cadena | 4,872,781 | 3,598,379 | 168,248 | 98,933 | 40,202 | 8,778,543 |
| Genaro Codina | 7,459,549 | 5,508,615 | 257,564 | 151,453 | 61,541 | 13,438,722 |
| Gral. Enrique Estrada | 4,119,785 | 3,042,317 | 142,246 | 83,645 | 33,987 | 7,421,980 |
| Gral. Francisco R. Murguía | 6,679,778 | 4,932,781 | 230,637 | 135,623 | 55,109 | 12,033,928 |
| Gral. Joaquín Amaro | 3,435,787 | 2,537,206 | 118,630 | 69,757 | 28,345 | 6,189,725 |
| Gral. Pánfilo Natera | 7,702,643 | 5,688,133 | 265,956 | 156,388 | 63,548 | 13,876,668 |
| Guadalupe | 34,270,113 | 25,307,273 | 1,183,275 | 695,793 | 282,728 | 61,739,182 |
| Huanusco | 3,902,808 | 2,882,087 | 134,757 | 79,239 | 32,196 | 7,031,087 |
| Jalpa | 9,456,050 | 6,982,960 | 326,499 | 191,988 | 78,012 | 17,035,509 |
| Jerez de García Salinas | 21,865,356 | 16,146,801 | 754,965 | 443,939 | 180,389 | 39,391,450 |
| Jiménez del Teul | 3,524,008 | 2,602,357 | 121,676 | 71,549 | 29,073 | 6,348,663 |
| Juan Aldama | 8,496,820 | 6,274,602 | 293,377 | 172,515 | 70,099 | 15,307,413 |
| Juchipila | 8,513,323 | 6,286,789 | 293,948 | 172,848 | 70,234 | 15,337,142 |
| Loreto | 10,584,523 | 7,816,297 | 365,464 | 214,900 | 87,323 | 19,068,507 |
| Luis Moya | 5,396,785 | 3,985,336 | 186,339 | 109,572 | 44,523 | 9,722,555 |
| Mazapil | 8,173,041 | 6,035,504 | 282,199 | 165,939 | 67,427 | 14,724,110 |
| Melchor Ocampo | 5,102,112 | 3,767,731 | 176,165 | 103,588 | 42,093 | 9,191,689 |
| Mezquital del Oro | 5,325,404 | 3,932,623 | 183,874 | 108,122 | 43,933 | 9,593,956 |
| TOTALES | 263,468,261 | 194,562,064 | 9,097,015 | 5,349,254 | 2,173,609 | 474,650,203 |

Ordenamiento Legal: Presupuesto de Egresos. Decreto No. 397 Artículo 11, Fracción V y Artículo 17.
Cedula 1 de 2.

GOBIERNO DEL ESTADO DE ZACATECAS
SECRETARÍA DE FINANZAS

CUENTA PÚBLICA DEL EJERCICIO FISCAL 2004

FONDO ÚNICO DE PARTICIPACIONES A MUNICIPIOS DESGLOSADO POR INTEGRACIÓN

| MUNICIPIO | FONDO GENERAL | FOMENTO MUNICIPAL | IMPUESTO SOBRE TENENCIA O USO DE VEHÍCULOS | IMPUESTO ESPECIAL SOBRE PRODUCCIÓN Y SERVICIOS | IMPUESTO SOBRE AUTOMÓVILES NUEVOS | ACUMULADO |
|------------------------------|--------------------|--------------------|--|--|-----------------------------------|----------------------|
| Miguel Auza | 6,171,997 | 4,557,802 | 213,105 | 125,311 | 50,918 | 11,119,133 |
| Momax | 3,734,184 | 2,757,563 | 128,934 | 75,816 | 30,806 | 6,727,303 |
| Monte Escobedo | 5,333,628 | 3,938,699 | 184,160 | 108,293 | 44,003 | 9,608,783 |
| Morelos | 6,658,521 | 4,917,083 | 229,905 | 135,190 | 54,931 | 11,995,630 |
| Moyahua de Estrada | 7,642,919 | 5,644,028 | 263,895 | 155,178 | 63,054 | 13,769,074 |
| Nochistlán de Mejía | 10,934,763 | 8,074,935 | 377,554 | 222,011 | 90,213 | 19,699,476 |
| Noria de Ángeles | 8,135,940 | 6,008,105 | 280,918 | 165,186 | 67,121 | 14,657,270 |
| Ojocaliente | 9,627,242 | 7,109,381 | 332,409 | 195,463 | 79,426 | 17,343,921 |
| Pánuco | 3,759,878 | 2,776,537 | 129,821 | 76,337 | 31,019 | 6,773,592 |
| Pinos | 17,784,094 | 13,132,930 | 614,048 | 361,076 | 146,719 | 32,038,867 |
| Río Grande | 17,150,779 | 12,665,248 | 592,182 | 348,217 | 141,495 | 30,897,921 |
| Sain Alto | 7,210,727 | 5,324,871 | 248,971 | 146,401 | 59,488 | 12,990,458 |
| El salvador | 4,525,511 | 3,341,932 | 156,257 | 91,880 | 37,336 | 8,152,916 |
| Sombrerete | 20,720,064 | 15,301,039 | 715,421 | 420,686 | 170,940 | 37,328,150 |
| Susticacán | 3,572,387 | 2,638,083 | 123,349 | 72,531 | 29,473 | 6,435,823 |
| Tabasco | 7,366,684 | 5,440,036 | 254,356 | 149,567 | 60,774 | 13,271,417 |
| Tepechitlán | 6,661,824 | 4,919,522 | 230,018 | 135,257 | 54,959 | 12,001,580 |
| Tepetongo | 5,529,712 | 4,083,497 | 190,929 | 112,270 | 45,620 | 9,962,028 |
| Teul de González Ortega | 4,733,004 | 3,495,157 | 163,422 | 96,095 | 39,046 | 8,526,724 |
| Tlaltenango de Sánchez Román | 10,249,184 | 7,568,662 | 353,883 | 208,091 | 84,556 | 18,464,376 |
| Trancoso | 4,625,963 | 3,416,112 | 159,725 | 93,923 | 38,165 | 8,333,888 |
| Valparaíso | 14,030,502 | 10,361,032 | 484,445 | 284,865 | 115,751 | 25,276,595 |
| Vetagrande | 5,451,673 | 4,025,867 | 188,233 | 110,687 | 44,975 | 9,821,435 |
| Villa de Cos | 10,182,176 | 7,519,180 | 351,572 | 206,730 | 84,004 | 18,343,662 |
| Villa García | 6,762,239 | 4,993,675 | 233,486 | 137,295 | 55,788 | 12,182,483 |
| Villa González Ortega | 9,119,122 | 6,734,150 | 314,867 | 185,149 | 75,235 | 16,428,523 |
| Villa Hidalgo | 14,429,711 | 10,655,831 | 498,229 | 292,969 | 119,045 | 25,995,785 |
| Villanueva | 14,327,473 | 10,580,333 | 494,698 | 290,894 | 118,201 | 25,811,599 |
| Zacatecas | 47,359,402 | 34,973,266 | 1,635,216 | 961,569 | 390,719 | 85,320,172 |
| TOTAL HOJA 2 | 293,791,303 | 216,954,556 | 10,144,008 | 5,964,937 | 2,423,780 | 529,278,584 |
| TOTALES | 557,259,564 | 411,516,620 | 19,241,023 | 11,314,191 | 4,597,389 | 1,003,928,787 |

Ordenamiento Legal: Presupuesto de Egresos. Decreto No. 397 Artículo 11, Fracción V y Artículo 17.
Cédula 2 de 2.

GOBIERNO DEL ESTADO DE ZACATECAS
SECRETARÍA DE FINANZAS

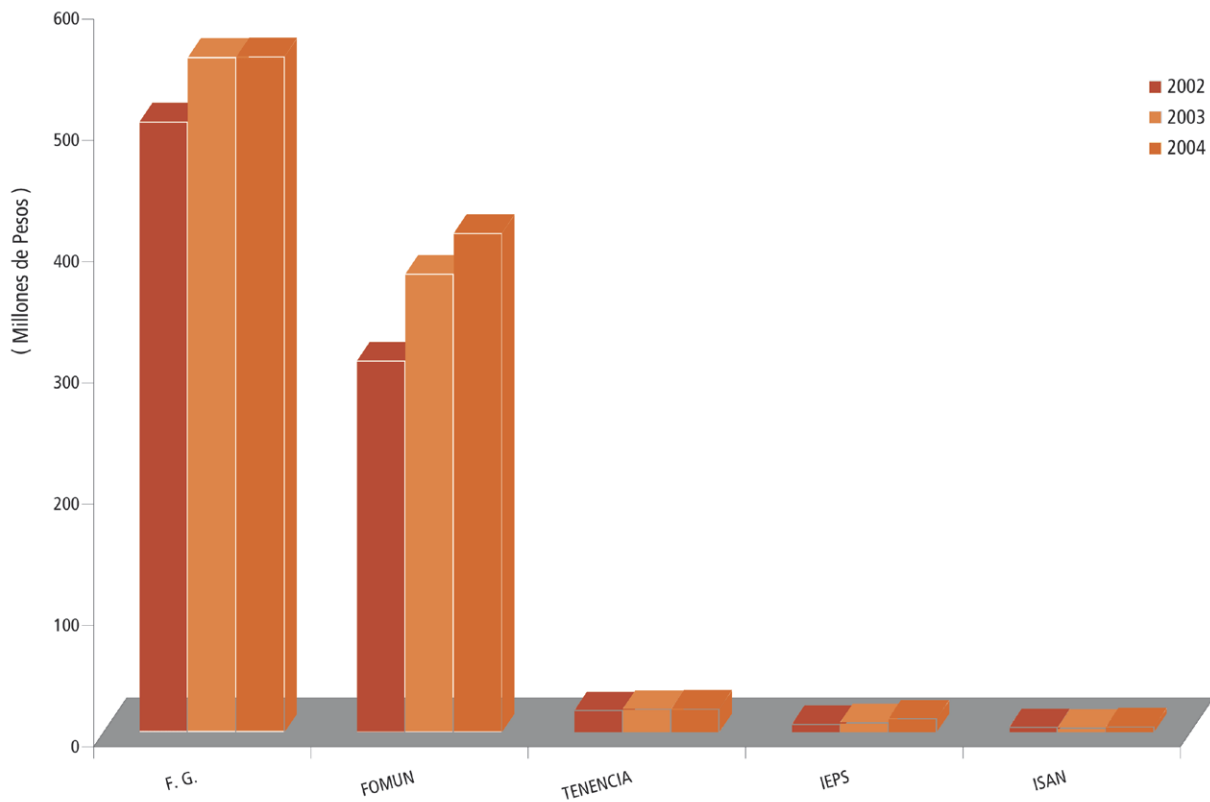
CUENTA PÚBLICA DEL EJERCICIO FISCAL 2004

COMPARATIVO GRÁFICO DE FONDO ÚNICO DE PARTICIPACIONES A MUNICIPIOS POR CONCEPTO

| | 2002 ¹ | | | 2003 ¹ | | | 2004 |
|--|-------------------|--------|-------------|-------------------|--------|-------------|---------------|
| | Histórico | Factor | Actualizado | Histórico | Factor | Actualizado | |
| Fondo único de participaciones | 767,100,282 | 1.094 | 839,054,288 | 918,141,913 | 1.052 | 965,793,478 | 1,003,928,787 |
| Fondo general | 460,398,689 | 1.094 | 503,584,086 | 529,337,142 | 1.052 | 556,809,740 | 557,259,564 |
| Fomento municipal | 280,125,718 | 1.094 | 306,401,510 | 359,317,510 | 1.052 | 377,966,089 | 411,516,620 |
| Tenencia o uso de vehículos | 16,568,018 | 1.094 | 18,122,098 | 18,279,410 | 1.052 | 19,228,111 | 19,241,023 |
| Impuesto especial sobre producción y servicios | 6,100,167 | 1.094 | 6,672,363 | 7,726,827 | 1.052 | 8,127,849 | 11,314,191 |
| Impuesto sobre automóviles nuevos | 3,907,690 | 1.094 | 4,274,231 | 3,481,024 | 1.052 | 3,661,689 | 4,597,389 |

¹ FUENTE: Cuentas Públicas de los Ejercicios Fiscales 2002 y 2003.

COMPARATIVO GRÁFICO DE FONDO ÚNICO DE PARTICIPACIONES A MUNICIPIOS POR CONCEPTO



GOBIERNO DEL ESTADO DE ZACATECAS
SECRETARÍA DE FINANZAS

CUENTA PÚBLICA DEL EJERCICIO FISCAL 2004

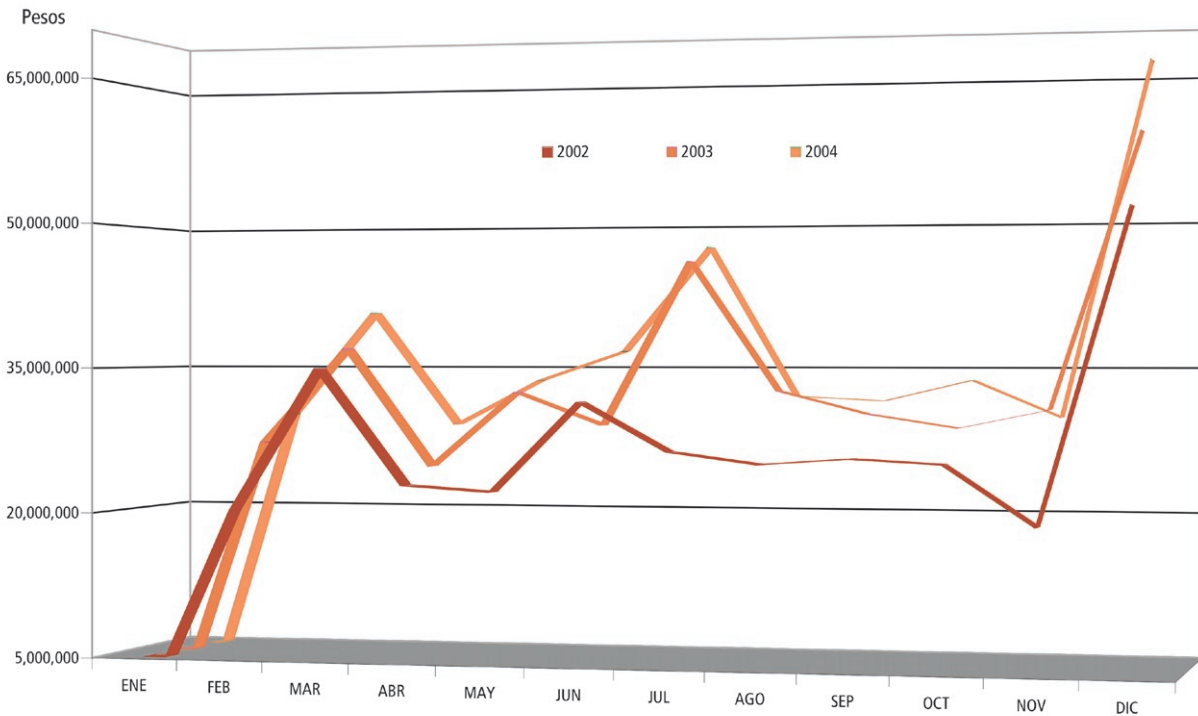
COMPARATIVO GRÁFICO DEL COMPORTAMIENTO MENSUAL DEL FONDO DE FOMENTO MUNICIPAL DURANTE 2002, 2003 Y 2004.

| Histórico | ENE | FEB | MAR | ABR | MAY | JUN | JUL | AGO | SEP | OCT | NOV | DIC | TOTAL |
|-----------|-----|------------|------------|------------|------------|------------|------------|------------|------------|------------|------------|------------|-------------|
| 2002 | | 18,505,567 | 31,983,448 | 21,031,968 | 20,478,737 | 28,910,584 | 24,334,912 | 23,243,704 | 23,816,413 | 23,363,809 | 17,792,554 | 46,664,022 | 280,125,718 |
| 2003 | | 25,737,870 | 35,202,164 | 23,440,420 | 30,850,937 | 27,622,678 | 43,755,117 | 31,053,055 | 28,850,942 | 27,514,604 | 29,325,763 | 55,963,960 | 359,317,510 |

| Actualizado | ENE | FEB | MAR | ABR | MAY | JUN | JUL | AGO | SEP | OCT | NOV | DIC | TOTAL |
|-------------|-----|------------|------------|------------|------------|------------|------------|------------|------------|------------|------------|------------|-------------|
| 2002 | 0 | 20,241,389 | 34,983,495 | 23,004,767 | 22,399,643 | 31,622,397 | 26,617,527 | 25,423,963 | 26,050,393 | 25,555,334 | 19,461,496 | 51,041,107 | 306,401,510 |
| 2003 | 0 | 27,073,665 | 37,029,156 | 24,656,978 | 32,452,101 | 29,056,295 | 46,026,008 | 32,664,709 | 30,348,306 | 28,942,612 | 30,847,770 | 58,868,490 | 377,966,089 |
| 2004 | 0 | 29,938,847 | 40,856,620 | 28,860,186 | 33,614,340 | 36,724,191 | 47,703,184 | 31,989,004 | 31,545,971 | 33,729,255 | 29,902,396 | 66,652,626 | 411,516,620 |

¹ FUENTE: Cuentas Públicas de los Ejercicios Fiscales 2002 y 2003.

COMPARATIVO GRÁFICO DEL COMPORTAMIENTO MENSUAL DEL FONDO DE FOMENTO MUNICIPAL DURANTE 2002, 2003 Y 2004.



GOBIERNO DEL ESTADO DE ZACATECAS
SECRETARÍA DE FINANZAS

CUENTA PÚBLICA DEL EJERCICIO FISCAL 2004

FONDO DE APORTACIONES DE INFRAESTRUCTURA SOCIAL MUNICIPAL

| CONCEPTO | PRESUPUESTO | | | | Variación del presupuesto ejercido con respecto a: | | | |
|----------------------------|--------------------|--------------------|--------------------|--------------------|--|--------------|------------------------|------------------------|
| | 2002 ¹ | 2003 ¹ | 2004 | | Asignado 2004 | | Real 2003 ² | Real 2002 ² |
| | Ejercido | Ejercido | Modificado | Ejercido | Absoluta | Relativa | Relativa | Relativa |
| Apozol | 1,724,421 | 1,758,810 | 1,880,480 | 1,880,480 | 0 | 0.00% | 1.64% | -0.30% |
| Apulco | 1,835,567 | 1,872,173 | 2,001,684 | 2,001,683 | 1 | 0.00% | 1.64% | -0.30% |
| Atolinga | 1,099,833 | 1,121,766 | 1,199,367 | 1,199,367 | 0 | 0.00% | 1.64% | -0.30% |
| Florencia de Benito Juárez | 1,300,515 | 1,326,452 | 1,418,211 | 1,418,211 | 0 | 0.00% | 1.64% | -0.30% |
| Calera | 5,996,623 | 6,097,677 | 6,519,498 | 6,519,498 | 0 | 0.00% | 1.64% | -0.60% |
| Cañitas de Felipe Pescador | 2,395,355 | 2,443,125 | 2,612,134 | 2,612,134 | 0 | 0.00% | 1.64% | -0.30% |
| Concepción del Oro | 3,907,584 | 3,985,511 | 4,261,218 | 4,261,218 | 0 | 0.00% | 1.64% | -0.30% |
| Cuahtémoc | 3,147,280 | 3,210,045 | 3,432,107 | 3,432,107 | 0 | 0.00% | 1.64% | -0.30% |
| Chalchihuites | 3,521,643 | 3,591,873 | 3,840,349 | 3,840,349 | 0 | 0.00% | 1.64% | -0.30% |
| Fresnillo | 44,322,876 | 45,138,188 | 48,260,725 | 48,260,725 | 0 | 0.00% | 1.64% | -0.45% |
| García de la Cadena | 843,253 | 860,069 | 919,567 | 919,567 | 0 | 0.00% | 1.64% | -0.30% |
| Genaro Codina | 3,491,951 | 3,561,588 | 3,807,970 | 3,807,970 | 0 | 0.00% | 1.64% | -0.30% |
| Gral. Enrique Estrada | 1,064,276 | 1,085,501 | 1,160,593 | 1,160,593 | 0 | 0.00% | 1.64% | -0.30% |
| Gral. Francisco R. Murguía | 6,631,544 | 6,763,793 | 7,231,695 | 7,231,695 | 0 | 0.00% | 1.64% | -0.30% |
| Gral. Joaquín Amaro | 744,363 | 759,207 | 811,727 | 811,727 | 0 | 0.00% | 1.64% | -0.30% |
| Gral. Pánfilo Natera | 6,313,867 | 6,440,009 | 6,885,511 | 6,885,511 | 0 | 0.00% | 1.64% | -0.30% |
| Guadalupe | 15,461,004 | 15,769,267 | 16,860,216 | 16,860,216 | 0 | 0.00% | 1.64% | -0.30% |
| Huanusco | 1,363,482 | 1,390,674 | 1,486,877 | 1,486,877 | 0 | 0.00% | 1.64% | -0.30% |
| Jalpa | 5,639,513 | 5,751,979 | 6,149,885 | 6,149,885 | 0 | 0.00% | 1.64% | -0.30% |
| Jerez de García Salinas | 10,527,751 | 10,737,700 | 11,480,505 | 11,480,505 | 0 | 0.00% | 1.64% | -0.30% |
| Jiménez del Teul | 3,649,496 | 3,722,275 | 3,979,772 | 3,979,772 | 0 | 0.00% | 1.64% | -0.30% |
| Juan Aldama | 4,142,302 | 4,218,499 | 4,510,323 | 4,510,323 | 0 | 0.00% | 1.64% | -0.45% |
| Juchipila | 2,507,467 | 2,557,473 | 2,734,392 | 2,734,392 | 0 | 0.00% | 1.64% | -0.30% |
| Loreto | 10,710,643 | 10,924,240 | 11,679,949 | 11,679,949 | 0 | 0.00% | 1.64% | -0.30% |
| Luis Moya | 2,224,263 | 2,268,621 | 2,425,557 | 2,425,557 | 0 | 0.00% | 1.64% | -0.30% |
| Mazapil | 12,500,572 | 12,749,866 | 13,631,867 | 13,631,867 | 0 | 0.00% | 1.64% | -0.30% |
| Melchor Ocampo | 1,507,399 | 1,537,460 | 1,643,817 | 1,643,817 | 0 | 0.00% | 1.64% | -0.30% |
| Mezquital del Oro | 1,117,226 | 1,139,507 | 1,218,334 | 1,218,334 | 0 | 0.00% | 1.64% | -0.30% |
| TOTAL HOJA 1 | 159,692,069 | 162,783,348 | 174,044,330 | 174,044,329 | 1 | 0.00% | 1.64% | -0.36% |

¹ FUENTE: Cuentas Públicas de los Ejercicios Fiscales 2002 y 2003.

² Con la actualización de las cifras de ejercicios anteriores mediante el Índice Nacional de Precios al Consumidor se muestran variaciones relativas en términos reales.

Ordenamiento Legal: Presupuesto de Egresos. Decreto No. 397. Artículo 15 Fracción II.

Cédula 1 de 2.

GOBIERNO DEL ESTADO DE ZACATECAS
SECRETARÍA DE FINANZAS

CUENTA PÚBLICA DEL EJERCICIO FISCAL 2004

FONDO DE APORTACIONES DE INFRAESTRUCTURA SOCIAL MUNICIPAL

| MUNICIPIO | PRESUPUESTO | | | | Variación del presupuesto ejercido con respecto a: | | | |
|------------------------------|-------------------|-------------------|------------|------------|--|----------|------------------------|------------------------|
| | 2002 ¹ | 2003 ¹ | 2004 | | Asignado 2004 | | Real 2003 ² | Real 2002 ² |
| | Ejercido | Ejercido | Modificado | Ejercido | Absoluta | Relativa | Relativa | Relativa |
| Miguel Auza | 4,541,755 | 4,632,329 | 4,952,781 | 4,952,781 | 0 | 0.00% | 1.64% | -0.30% |
| Momax | 792,956 | 808,770 | 864,719 | 864,719 | 0 | 0.00% | 1.64% | -0.30% |
| Monte Escobedo | 3,675,045 | 3,748,335 | 4,007,635 | 4,007,635 | 0 | 0.00% | 1.64% | -0.30% |
| Morelos | 1,446,411 | 1,475,256 | 1,577,311 | 1,577,311 | 0 | 0.00% | 1.64% | -0.30% |
| Moyahua de Estrada | 1,628,891 | 1,661,374 | 1,776,304 | 1,776,304 | 0 | 0.00% | 1.64% | -0.30% |
| Nochistlán de Mejía | 8,371,217 | 8,538,160 | 9,128,807 | 9,128,807 | 0 | 0.00% | 1.64% | -0.30% |
| Noria de Ángeles | 4,812,565 | 4,908,539 | 5,248,099 | 5,248,099 | 0 | 0.00% | 1.64% | -0.30% |
| Ojocaliente | 9,496,342 | 9,685,724 | 10,355,756 | 10,355,756 | 0 | 0.00% | 1.64% | -0.30% |
| Pánuco | 4,025,275 | 4,105,549 | 4,389,560 | 4,389,560 | 0 | 0.00% | 1.64% | -0.30% |
| Pinos | 32,627,792 | 33,278,473 | 35,580,588 | 35,580,588 | 0 | 0.00% | 1.64% | -0.30% |
| Río Grande | 13,006,232 | 13,265,609 | 14,183,288 | 14,183,277 | 11 | 0.00% | 1.64% | -0.30% |
| Saín Alto | 6,586,601 | 6,717,954 | 7,182,684 | 7,182,684 | 0 | 0.00% | 1.64% | -0.30% |
| El Salvador | 2,507,866 | 2,557,880 | 2,734,827 | 2,734,827 | 0 | 0.00% | 1.64% | -0.30% |
| Sombrerete | 18,004,653 | 18,252,751 | 19,515,429 | 19,515,429 | 0 | 0.00% | 1.64% | -0.90% |
| Susticacán | 532,488 | 543,108 | 580,678 | 580,678 | 0 | 0.00% | 1.64% | -0.30% |
| Tabasco | 4,281,938 | 4,367,331 | 4,669,451 | 4,669,451 | 0 | 0.00% | 1.64% | -0.30% |
| Tepechitlán | 2,603,801 | 2,655,727 | 2,839,443 | 2,839,443 | 0 | 0.00% | 1.64% | -0.30% |
| Tepetongo | 2,577,671 | 2,629,077 | 2,810,950 | 2,810,903 | 47 | 0.00% | 1.64% | -0.30% |
| Teul de González Ortega | 2,516,722 | 2,566,911 | 2,744,483 | 2,744,481 | 2 | 0.00% | 1.64% | -0.30% |
| Tlaltenango de Sánchez Román | 7,406,680 | 7,554,387 | 8,076,980 | 8,076,980 | 0 | 0.00% | 1.64% | -0.30% |
| Trancoso | 3,754,808 | 3,829,687 | 4,094,615 | 4,094,615 | 0 | 0.00% | 1.64% | -0.30% |
| Valparaíso | 19,681,209 | 20,073,703 | 21,462,347 | 21,462,347 | 0 | 0.00% | 1.64% | -0.30% |
| Vetagrande | 1,794,909 | 1,830,704 | 1,957,347 | 1,957,347 | 0 | 0.00% | 1.64% | -0.30% |
| Villa de Cos | 10,855,308 | 11,038,239 | 11,801,836 | 11,801,836 | 0 | 0.00% | 1.64% | -0.60% |
| Villa García | 4,208,671 | 4,292,602 | 4,589,553 | 4,589,553 | 0 | 0.00% | 1.64% | -0.30% |
| Villa González Ortega | 3,184,230 | 3,247,732 | 3,472,401 | 3,472,401 | 0 | 0.00% | 1.64% | -0.30% |
| Villa Hidalgo | 5,928,661 | 6,046,892 | 6,465,200 | 6,465,200 | 0 | 0.00% | 1.64% | -0.30% |
| Villanueva | 9,452,907 | 9,641,421 | 10,308,390 | 10,308,300 | 90 | 0.00% | 1.64% | -0.30% |
| Zacatecas | 14,949,117 | 15,201,037 | 16,252,603 | 16,252,603 | 0 | 0.00% | 1.64% | -0.60% |
| Copladéz | 4,523,953 | 4,898,884 | 0 | 0 | 0 | 0.00% | -100.00% | -100.00% |

| | | | | | | | | |
|----------------|-------------|-------------|-------------|-------------|-----|-------|--------|--------|
| TOTALES HOJA 2 | 209,776,674 | 214,054,145 | 223,624,065 | 223,623,915 | 150 | 0.00% | -0.68% | -2.54% |
| TOTAL GENERAL | 369,468,743 | 376,837,493 | 397,668,395 | 397,668,244 | 151 | 0.00% | 0.32% | -1.60% |

¹ FUENTE: Cuentas Públicas de los Ejercicios Fiscales 2002 y 2003.

² Con la actualización de las cifras de ejercicios anteriores mediante el Índice Nacional de Precios al Consumidor se muestran variaciones relativas en términos reales.
Ordenamiento Legal: Presupuesto de Egresos. Decreto No. 397. Artículo 15 Fracción II.
Cédula 2 de 2.

GOBIERNO DEL ESTADO DE ZACATECAS
SECRETARÍA DE FINANZAS

CUENTA PÚBLICA DEL EJERCICIO FISCAL 2004

FONDO DE APORTACIONES DE INFRAESTRUCTURA SOCIAL MUNICIPAL POR VERTIENTE

| MUNICIPIO | P R E S U P U E S T O | | | | Variación del presupuesto ejercido con respecto a: | | | |
|---|-----------------------|--------------------|--------------------|--------------------|--|--------------|------------------------|------------------------|
| | 2002 ¹ | 2003 ¹ | 2 0 0 4 | | Asignado 2004 | | Real 2003 ² | Real 2002 ² |
| | Ejercido | Ejercido | Modificado | Ejercido | Absoluta | Relativa | Relativa | Relativa |
| Estímulos a la educación básica | 14,580,777 | 15,861,725 | 15,961,298 | 15,961,298 | 0 | 0.00% | -4.34% | 0.08% |
| Agua potable | 48,142,209 | 47,278,477 | 38,197,101 | 38,197,101 | 0 | 0.00% | -23.19% | -27.46% |
| Alcantarillado | 48,727,457 | 36,735,481 | 33,348,090 | 33,348,090 | 0 | 0.00% | -13.70% | -37.43% |
| Urbanización | 22,900,643 | 28,051,497 | 35,420,013 | 35,420,013 | 0 | 0.00% | 20.04% | 41.40% |
| Pavimentación de calles | 72,961,554 | 72,556,243 | 68,225,424 | 68,225,424 | 0 | 0.00% | -10.61% | -14.51% |
| Electrificación | 46,135,420 | 32,350,652 | 37,058,597 | 37,058,597 | 0 | 0.00% | 8.90% | -26.56% |
| Infraestructura educativa | 38,658,213 | 28,790,470 | 35,583,663 | 35,583,663 | 0 | 0.00% | 17.50% | -15.85% |
| Escuela digna | 2,615,839 | 2,803,968 | 4,311,912 | 4,311,912 | 0 | 0.00% | 46.19% | 50.70% |
| Infraestructura deportiva | 6,304,131 | 9,832,452 | 9,147,911 | 9,147,911 | 0 | 0.00% | -11.55% | 32.67% |
| Caminos rurales | 19,963,486 | 27,909,750 | 33,656,216 | 33,656,216 | 0 | 0.00% | 14.64% | 54.13% |
| Asistencia social | 5,932,161 | 15,551,985 | 2,036,495 | 2,036,495 | 0 | 0.00% | -87.55% | -68.61% |
| Vivienda | 6,798,614 | 8,927,576 | 11,265,324 | 11,265,324 | 0 | 0.00% | 19.96% | 51.49% |
| Centros de salud | 8,239,769 | 11,790,112 | 17,405,333 | 17,405,333 | 0 | 0.00% | 40.34% | 93.12% |
| Protección y conservación ecológica | 616,805 | 19,803 | 1,253,742 | 1,253,742 | 0 | 0.00% | 5918.70% | 85.83% |
| Desarrollo de áreas de riego | 484,807 | 1,132,744 | 3,024,298 | 3,024,298 | 0 | 0.00% | 153.82% | 470.32% |
| Infraestructura pecuaria | 0 | 1,757,108 | 21,501,195 | 21,501,195 | 0 | 0.00% | 1063.29% | 100.00% |
| Carreteras y vialidades | 7,291,738 | 0 | 0 | 0 | 0 | 0.00% | 0.00% | -100.00% |
| Desarrollo de áreas de temporal | 252,627 | 0 | 96,000 | 96,000 | 0 | 0.00% | 0.00% | -65.26% |
| Def. y cond. de la planeación del desarrollo regional | 18,465,099 | 18,877,020 | 19,594,445 | 19,594,445 | 0 | 0.00% | -1.32% | -2.98% |
| Diversos | 397,394 | 16,610,430 | 10,581,338 | 10,581,338 | 0 | 0.00% | -39.44% | 2334.34% |
| TOTAL HOJA 1 | 369,468,743 | 376,837,493 | 397,668,395 | 397,668,395 | 0 | 0.00% | 0.32% | -1.60% |

¹ FUENTE: Cuentas Públicas de los Ejercicios Fiscales 2002 y 2003.

² Con la actualización de las cifras de ejercicios anteriores mediante el Índice Nacional de Precios al Consumidor se muestran variaciones relativas en términos reales.
Ordenamiento Legal: Presupuesto de Egresos. Decreto No. 397. Artículo 15 Fracción II

GOBIERNO DEL ESTADO DE ZACATECAS
SECRETARIA DE FINANZAS

CUENTA PÚBLICA DEL EJERCICIO FISCAL 2004

FONDO DE APORTACIONES DE INFRAESTRUCTURA SOCIAL MUNICIPAL POR VERTIENTE Y MUNICIPIO

| MUNICIPIO | Estímulos a la Educación Básica | Agua Potable | Alcantarillado | Urbanización | Pavimentación | Electrificación | Infraestructura Educativa | Escuela Digna | Infraestructura Deportiva | Caminos |
|----------------------------|---------------------------------|-------------------|-------------------|-------------------|-------------------|-------------------|---------------------------|------------------|---------------------------|------------------|
| Apozol | | 457,736 | 323,664 | | 542,880 | | | | | |
| Apulco | | 190,000 | | | 563,162 | | 71,982 | | | 819,999 |
| Atolinga | | 40,000 | 120,546 | | 927,653 | 51,200 | | | | |
| Florencia de Benito Juárez | | 30,418 | 99,759 | 49,435 | | 434,927 | 69,597 | 94,875 | | 368,290 |
| Calera | 45,000 | 204,648 | 832,829 | 929,171 | 3,135,184 | 622,443 | 299,956 | | 67,670 | |
| Cañitas de Felipe Pescador | 237,900 | 50,084 | 521,224 | 961,693 | 256,436 | 14,696 | 64,959 | 4,160 | 76,683 | 75,113 |
| Concepción del Oro | 70,000 | 663,000 | 314,959 | 256,000 | 1,182,148 | 32,000 | 1,075,050 | | | 60,000 |
| Cuauhtémoc | | 112,543 | 199,489 | | 965,141 | 236,195 | 278,300 | 21,700 | 400,000 | 365,000 |
| Chalchihuites | | 410,783 | 596,184 | 73,920 | 214,888 | 448,463 | 204,142 | 35,000 | | 941,907 |
| Fresnillo | 5,500,000 | 5,795,160 | 7,212,799 | 6,657,605 | 2,231,472 | 3,222,271 | 7,118,441 | 626,979 | 1,889,577 | 664,940 |
| García de la Cadena | | 126,656 | | 273,028 | | | | 156,987 | | |
| Genaro Codina | | 507,281 | 470,642 | 1,032,809 | 658,276 | 634,669 | 28,552 | 87,943 | | |
| Gral. Enrique Estrada | | | | 270,563 | 560,000 | 222,000 | | 50,000 | | |
| Gral. Francisco R. Murguía | | 1,463,808 | 100,732 | 671,264 | 2,280,190 | 332,800 | 1,238,428 | | 184,136 | |
| Gral. Joaquín Amaro | | 169,140 | | 130,000 | | 202,000 | | | | 120,000 |
| Gral. Pánfilo Natera | 1,146,600 | 1,027,840 | 526,582 | 261,768 | 1,435,251 | 674,286 | 108,909 | | | 900,000 |
| Guadalupe | 1,498,800 | 527,323 | 1,338,406 | 1,270,916 | | 1,710,024 | 1,644,387 | 276,415 | 397,430 | |
| Huanusco | 80,000 | | | | 436,204 | 618,137 | | | 131,942 | 86,250 |
| Jalpa | | 522,587 | 172,000 | 1,055,913 | 1,261,000 | 93,890 | 126,000 | 125,000 | 335,000 | 76,000 |
| Jerez de García Salinas | | | 1,436,568 | 105,494 | 4,139,877 | 412,104 | 261,347 | 38,510 | 132,233 | 1,297,782 |
| Jiménez del Teul | | 236,514 | 239,760 | 320,400 | 356,660 | 542,437 | 329,396 | 104,000 | | 453,897 |
| Juan Aldama | | 180,000 | 386,966 | 48,715 | 465,608 | 610,364 | 97,457 | 222,000 | | 1,032,066 |
| Juchipila | | 57,204 | 207,335 | 796,000 | 175,000 | 60,000 | | | | 4,750 |
| Loreto | | | 1,158,806 | 115,320 | 277,245 | 38,490 | 1,542,527 | | 40,000 | 100,000 |
| Luis Moya | | 168,509 | 80,820 | 499,533 | 481,535 | 46,112 | 205,736 | 123,853 | 32,415 | 8,720 |
| Mazapil | 644,000 | 3,156,757 | 1,523,096 | 374,512 | 103,488 | 2,553,896 | 1,866,056 | | 479,000 | 199,946 |
| Melchor Ocampo | 149,960 | 167,500 | 254,000 | | | 125,000 | 466,186 | 60,000 | | |
| Mezquital del Oro | | 191,000 | | | 98,417 | 50,000 | | | 200,000 | 63,000 |
| TOTAL HOJA 1 | 9,372,260 | 16,456,491 | 18,117,166 | 16,154,059 | 22,747,715 | 13,988,404 | 17,097,408 | 2,027,422 | 4,366,086 | 7,637,660 |

¹ FUENTE: Cuentas Públicas de los Ejercicios Fiscales 2002 y 2003.
Ordenamiento Legal: Presupuesto de Egresos. Decreto No. 397. Artículo 15 Fracción II.
Cédula 1 de 4

GOBIERNO DEL ESTADO DE ZACATECAS
SECRETARIA DE FINANZAS

CUENTA PÚBLICA DEL EJERCICIO FISCAL 2004

FONDO DE APORTACIONES DE INFRAESTRUCTURA SOCIAL MUNICIPAL POR VERTIENTE Y MUNICIPIO

| MUNICIPIO | Estímulos a la Educación Básica | Agua Potable | Alcantarillado | Urbanización | Pavimentación | Electrificación | Infraestructura Educativa | Escuela Digna | Infraestructura Deportiva | Caminos |
|------------------------------|---------------------------------|--------------|----------------|--------------|---------------|-----------------|---------------------------|---------------|---------------------------|-----------|
| Miguel Auza | | 452,682 | 347,054 | | 2,814,864 | 359,536 | 255,626 | 68,000 | 113,440 | 293,940 |
| Momax | | | | 247,632 | | | | | 200,976 | 372,875 |
| Monte Escobedo | | 231,405 | | 292,150 | 506,640 | 1,193,841 | 100,606 | 8,300 | 102,830 | 476,831 |
| Morelos | | 50,000 | 66,368 | | 159,309 | 354,069 | | | 300,000 | 568,700 |
| Moyahua de Estrada | | 282,763 | 564,484 | 100,275 | 273,467 | 466,500 | | | | |
| Nochistlán de Mejía | 692,400 | 1,062,890 | 7,852 | 492,230 | 1,030,403 | 387,752 | 181,101 | | | 4,203,376 |
| Noria de Ángeles | | 174,720 | 451,304 | | | 157,472 | 613,872 | | | 3,167,936 |
| Ojocaliente | 81,000 | 1,122,310 | 568,341 | 413,410 | 2,276,371 | 2,611,373 | 1,116,586 | | 397,975 | 283,529 |
| Pánuco | | 366,850 | 903,997 | 472,083 | 191,676 | 456,407 | 427,266 | | | |
| Pinos | | 6,632,073 | 272,572 | 1,060,512 | 3,150,638 | 3,165,050 | 4,009,332 | | 844,554 | 9,421,100 |
| Río Grande | | 193,076 | 504,194 | 2,782,808 | 6,198,656 | 1,462,842 | 1,831,626 | | 238,540 | |
| Saín Alto | | 202,917 | 219,750 | 390,743 | 678,140 | 320,000 | 825,000 | 54,000 | 324,000 | 2,182,779 |
| El Salvador | | 92,923 | 117,845 | 193,549 | 1,144,530 | 10,470 | 219,558 | 101,788 | 13,500 | 121,630 |
| Sombrerete | | 1,262,051 | 1,984,938 | 2,496,507 | 7,804,206 | 2,915,573 | 1,637,288 | 108,428 | | 713,198 |
| Susticacán | | 103,025 | | 448,619 | | | | | | |
| Tabasco | 421,950 | 820,314 | 489,674 | | 1,509,097 | 940,205 | | | | |
| Tepechitlán | | 172,000 | 76,724 | 400,000 | 922,624 | | 294,666 | | 175,000 | 209,032 |
| Tepetongo | 442,000 | 20,813 | | 79,200 | 1,187,841 | | | 65,794 | 307,718 | 346,630 |
| Teul de González Ortega | | | | 325,000 | 322,119 | 202,531 | 60,845 | | | 120,000 |
| Tlaltenango de Sánchez Román | | 13,770 | 31,380 | 1,590,128 | | 766,137 | 983,680 | | | 76,500 |
| Trancoso | | 351,651 | 880,596 | 365,450 | 613,135 | 402,686 | | | 244,587 | |
| Valparaíso | | 2,525,813 | 2,977,108 | 3,432,287 | 3,417,892 | 1,984,256 | 1,225,210 | | 234,299 | 1,228,764 |
| Vetagrande | | | | 100,000 | 1,500,000 | | 150,000 | | | |
| Villa de Cos | 1,200,000 | 3,118,572 | 842,400 | 162,000 | 675,000 | 1,045,098 | 1,546,380 | 223,333 | | 1,249,200 |
| Villa García | | 76,200 | 1,142,191 | 1,285,590 | 485,657 | 465,251 | | | 663,080 | 55,538 |
| Villa González Ortega | | 110,244 | 274,283 | 543,789 | 1,272,241 | 352,000 | 454,499 | | | |
| Villa Hidalgo | | 1,113,200 | 768,517 | | 1,752,664 | 1,400,000 | 623,561 | | 57,000 | 426,998 |
| Villanueva | 350,688 | 580,378 | 615,316 | 342,038 | 909,558 | 876,744 | | 126,200 | 420,894 | 500,000 |
| Zacatecas | 3,401,000 | 607,970 | 1,124,036 | 1,249,954 | 4,680,981 | 774,400 | 1,929,553 | 1,528,647 | 143,432 | |
| Copladez | | | | | | | | | | |

| | | | | | | | | | | |
|-----------------------|------------|------------|------------|------------|------------|------------|------------|-----------|-----------|------------|
| TOTALES HOJA 2 | 6,589,038 | 21,740,610 | 15,230,924 | 19,265,954 | 45,477,709 | 23,070,193 | 18,486,255 | 2,284,490 | 4,781,825 | 26,018,556 |
| TOTAL GENERAL (1 y 2) | 15,961,298 | 38,197,101 | 33,348,090 | 35,420,013 | 68,225,424 | 37,058,597 | 35,583,663 | 4,311,912 | 9,147,911 | 33,656,216 |

¹ FUENTE: Cuentas Públicas de los Ejercicios Fiscales 2002 y 2003.
Ordenamiento Legal: Presupuesto de Egresos. Decreto No. 397. Artículo 15 Fracción II
Cédula 2 de 4.

GOBIERNO DEL ESTADO DE ZACATECAS
SECRETARÍA DE FINANZAS

CUENTA PÚBLICA DEL EJERCICIO FISCAL 2004

FONDO DE APORTACIONES DE INFRAESTRUCTURA SOCIAL MUNICIPAL POR VERTIENTE Y MUNICIPIO

| MUNICIPIO | Asistencia Social | Vivienda | Centros de Salud | Protección y Conservación Ecológica | Desarrollo de Áreas de Riego | Infraestructura Pecuaría | Desarrollo de Temporal | Def. y cond. De la Planeación del Desarrollo | Diversos | IMPORTE TOTAL HOJAS (1 a 4) |
|----------------------------|-------------------|-----------|------------------|-------------------------------------|------------------------------|--------------------------|------------------------|--|-----------|-------------------------------|
| Apozol | | | | | 100,000 | 362,176 | | 94,024 | | 1,880,480 |
| Apulco | | | | | | 76,200 | | 100,085 | 180,255 | 2,001,683 |
| Atolinga | | | | | | | | 59,968 | | 1,199,367 |
| Florencia de Benito Juárez | | | | | | 200,000 | | 70,910 | | 1,418,211 |
| Calera | | | 53,622 | 3,000 | | | | 325,975 | | 6,519,498 |
| Cañitas de Felipe Pescador | | 34,272 | 98,807 | | | 85,500 | | 130,607 | | 2,612,134 |
| Concepción del Oro | | 107,000 | | | | 288,000 | | 213,061 | | 4,261,218 |
| Cuauhtémoc | 20,000 | 206,456 | 125,678 | | 106,000 | 224,000 | | 171,605 | | 3,432,107 |
| Chalchihuites | | 211,534 | | | 120,569 | 390,942 | | 192,017 | | 3,840,349 |
| Fresnillo | 1,235,244 | | 636,873 | | 392,043 | 664,285 | | 2,413,036 | 2,000,000 | 48,260,725 |
| García de la Cadena | 100,918 | | | | | 96,000 | | 45,978 | 120,000 | 919,567 |
| Genaro Codina | | | | | | 197,400 | | 190,398 | | 3,807,970 |
| Gral. Enrique Estrada | | | | | | | | 58,030 | | 1,160,593 |
| Gral. Francisco R. Murguía | | | 598,752 | | | | | 361,585 | | 7,231,695 |
| Gral. Joaquín Amaro | | | | | | 150,000 | | 40,587 | | 811,727 |
| Gral. Pánfilo Natera | | 60,000 | | | | 400,000 | | 344,275 | | 6,885,511 |
| Guadalupe | | 4,525,385 | 157,384 | | 849,737 | 1,820,999 | | 843,010 | | 16,860,216 |
| Huanusco | | | | | | 60,000 | | 74,344 | | 1,486,877 |
| Jalpa | | 60,000 | 1,530,000 | 60,000 | 25,000 | 400,000 | | 307,495 | | 6,149,885 |
| Jerez de García Salinas | | | 360,042 | | | 1,472,523 | | 574,025 | 1,250,000 | 11,480,505 |
| Jiménez del Teul | 90,640 | 563,800 | 111,720 | | 23,560 | 380,000 | | 226,988 | | 3,979,772 |
| Juan Aldama | | | | | | 67,153 | | 225,516 | 1,174,478 | 4,510,323 |
| Juchipila | | | | 80,115 | 170,268 | 47,000 | | 136,720 | 1,000,000 | 2,734,392 |
| Loreto | | 50,000 | 7,500,000 | 100,742 | 27,873 | 144,949 | | 583,997 | | 11,679,949 |
| Luis Moya | | | 3,473 | | 282,152 | 305,546 | | 121,278 | 65,875 | 2,425,557 |
| Mazapil | | 856,640 | 644,802 | | 137,040 | 411,041 | | 681,593 | | 13,631,867 |
| Melchor Ocampo | | 18,000 | 107,980 | | | 213,000 | | 82,191 | | 1,643,817 |
| Mezquital del Oro | | | 355,000 | | 200,000 | | | 60,917 | | 1,218,334 |
| | | | | | | | | | | 0 |

| | | | | | | | | | | |
|--------------|-----------|-----------|------------|---------|-----------|-----------|---|-----------|-----------|-------------|
| TOTAL HOJA 3 | 1,446,802 | 6,693,087 | 12,284,133 | 243,857 | 2,434,242 | 8,456,714 | 0 | 8,730,215 | 5,790,608 | 174,044,329 |
|--------------|-----------|-----------|------------|---------|-----------|-----------|---|-----------|-----------|-------------|

¹ FUENTE: Cuentas Públicas de los Ejercicios Fiscales 2002 y 2003.
Ordenamiento Legal: Presupuesto de Egresos, Decreto No. 397. Artículo 15 Fracción II.
Cédula 3 de 4.

GOBIERNO DEL ESTADO DE ZACATECAS
SECRETARÍA DE FINANZAS

CUENTA PÚBLICA DEL EJERCICIO FISCAL 2004

FONDO DE APORTACIONES DE INFRAESTRUCTURA SOCIAL MUNICIPAL POR VERTIENTE Y MUNICIPIO

| | Asistencia social | Vivienda | Centros de Salud | Protección y Conservación Ecológica | Desarrollo de Áreas de Riego | Infraestructura Pecuaria | Desarrollo de Temporal | Def. y cond. De la Planeación del Desarrollo | Diversos | IMPORTE TOTAL HOJAS (1 a 4) |
|------------------------------|-------------------|-----------|------------------|-------------------------------------|------------------------------|--------------------------|------------------------|--|-----------|-----------------------------|
| Miguel Auza | | | | | | | | 247,639 | | 4,952,781 |
| Momax | | | | | | | | 43,236 | | 864,719 |
| Monte Escobedo | 120,437 | 122,993 | | | | 605,220 | | 246,382 | | 4,007,635 |
| Morelos | | | | | | | | 78,865 | | 1,577,311 |
| Moyahua de Estrada | | | | | | | | 88,815 | | 1,776,304 |
| Nochistlán de Mejía | | | 94,024 | | | 520,339 | | 456,440 | | 9,128,807 |
| Noria de Ángeles | | 35,079 | 185,311 | | | 200,000 | | 262,405 | | 5,248,099 |
| Ojocaliente | | 35,573 | 84,703 | | | 593,297 | 96,000 | 675,288 | | 10,355,756 |
| Pánuco | 185,740 | | | | 387,044 | 164,019 | | 219,478 | 615,000 | 4,389,560 |
| Pinos | | 2,125,345 | 872,064 | | | 2,248,318 | | 1,779,030 | | 35,580,588 |
| Río Grande | | | 319,103 | | | | | 652,432 | | 14,183,277 |
| Sain Alto | | 211,220 | 108,000 | 840,000 | | 467,000 | | 359,135 | | 7,182,684 |
| El Salvador | | 540,617 | 41,676 | | | | | 136,741 | | 2,734,827 |
| Sombrerete | | | | | | 7,777 | | 585,463 | | 19,515,429 |
| Susticacán | | | | | | | | 29,034 | | 580,678 |
| Tabasco | | | | | | 221,111 | | 233,473 | 33,627 | 4,669,451 |
| Tepechitlán | | 25,825 | | | | 421,600 | | 141,972 | | 2,839,443 |
| Tepetongo | | | | | | 213,860 | | 140,547 | 6,500 | 2,810,903 |
| Teul de González Ortega | | | | | | 34,125 | | 137,225 | 1,542,636 | 2,744,481 |
| Tlaltenango de Sánchez Román | | 134,618 | 32,000 | | | 4,044,918 | | 403,849 | | 8,076,980 |
| Trancoso | | 150,000 | | | | 881,780 | | 204,730 | | 4,094,615 |
| Valparaíso | 247,516 | 511,000 | 2,337,200 | 127,885 | 140,000 | | | 1,073,117 | | 21,462,347 |
| Vetagrande | | | | | | 109,480 | | 97,867 | | 1,957,347 |
| Villa de Cos | 36,000 | 211,241 | 902,520 | | | | | 590,092 | | 11,801,836 |
| Villa García | | | | | | 260,001 | | 156,045 | | 4,589,553 |
| Villa González Ortega | | 68,726 | 144,599 | | | 78,400 | | 173,620 | | 3,472,401 |
| Villa Hidalgo | | | | | | | | 323,260 | | 6,465,200 |
| Villanueva | | 400,000 | | 42,000 | 63,012 | 1,973,236 | | 515,420 | 2,592,967 | 10,308,451 |
| Zacatecas | | | | | | | | 812,630 | | 16,252,603 |
| Copladez | | | | | | | | | | 0 |
| Sedesol | | | | | | | | | | 0 |

| | | | | | | | | | | |
|-------------------------|-----------|------------|------------|-----------|-----------|------------|--------|------------|------------|-------------|
| TOTALES HOJA 4 | 589,693 | 4,572,237 | 5,121,200 | 1,009,885 | 590,056 | 13,044,481 | 96,000 | 10,864,230 | 4,790,730 | 223,624,066 |
| TOTAL GENERAL (3 y 4) | 2,036,495 | 11,265,324 | 17,405,333 | 1,253,742 | 3,024,298 | 21,501,195 | 96,000 | 19,594,445 | 10,581,338 | 397,668,395 |

¹ FUENTE: Cuentas Públicas de los Ejercicios Fiscales 2002 y 2003.
Ordenamiento Legal: Presupuesto de Egresos. Decreto No. 397. Artículo 15 Fracción II
cédula 4 de 4

GOBIERNO DEL ESTADO DE ZACATECAS
SECRETARÍA DE FINANZAS

CUENTA PÚBLICA DEL EJERCICIO FISCAL 2004

FONDO DE APORTACIONES PARA EL FORTALECIMIENTO DE LOS MUNICIPIOS

| MUNICIPIO | PRESUPUESTO | | | | Variación del presupuesto ejercido con respecto a: | | | |
|----------------------------|--------------------|--------------------|--------------------|--------------------|--|--------------|------------------------|------------------------|
| | 2002 ¹ | 2003 ¹ | 2004 | | Asignado 2004 | | Real 2003 ² | Real 2002 ² |
| | Ejercido | Ejercido | Modificado | Ejercido | Absoluta | Relativa | Relativa | Relativa |
| Apozol | 1,698,223 | 1,741,004 | 1,738,615 | 1,738,615 | 0 | 0.00% | -5.06% | -6.40% |
| Apulco | 1,146,433 | 1,175,314 | 1,173,701 | 1,173,701 | 0 | 0.00% | -5.06% | -6.40% |
| Atolinga | 737,025 | 755,593 | 754,555 | 754,555 | 0 | 0.00% | -5.06% | -6.40% |
| Florencia de Benito Juárez | 1,006,354 | 1,031,706 | 1,030,290 | 1,030,290 | 0 | 0.00% | -5.06% | -6.40% |
| Calera | 7,348,828 | 7,533,960 | 7,523,619 | 7,523,619 | 0 | 0.00% | -5.06% | -6.40% |
| Cañitas de Felipe Pescador | 1,963,405 | 2,012,867 | 2,010,104 | 2,010,104 | 0 | 0.00% | -5.06% | -6.40% |
| Concepción del Oro | 2,702,043 | 2,770,113 | 2,766,310 | 2,766,310 | 0 | 0.00% | -5.06% | -6.40% |
| Cuauhtémoc | 2,493,768 | 2,556,591 | 2,553,082 | 2,553,082 | 0 | 0.00% | -5.06% | -6.40% |
| Chalchihuites | 2,747,891 | 2,817,116 | 2,813,249 | 2,813,249 | 0 | 0.00% | -5.06% | -6.40% |
| Fresnillo | 42,216,194 | 43,279,704 | 43,220,297 | 43,220,297 | 0 | 0.00% | -5.06% | -6.40% |
| García de la Cadena | 817,202 | 837,789 | 836,639 | 836,639 | 0 | 0.00% | -5.06% | -6.40% |
| Genaro Codina | 1,837,150 | 1,883,431 | 1,880,846 | 1,880,846 | 0 | 0.00% | -5.06% | -6.40% |
| Gral. Enrique Estrada | 1,263,933 | 1,295,774 | 1,293,995 | 1,293,995 | 0 | 0.00% | -5.06% | -6.40% |
| Gral. Francisco R. Murguía | 5,324,741 | 5,458,974 | 5,451,481 | 5,451,481 | 0 | 0.00% | -5.06% | -6.40% |
| Gral. Joaquín Amaro | 464,932 | 476,645 | 475,990 | 475,990 | 0 | 0.00% | -5.06% | -6.40% |
| Gral. Pánfilo Natera | 4,996,982 | 5,122,866 | 5,115,834 | 5,115,834 | 0 | 0.00% | -5.06% | -6.40% |
| Guadalupe | 25,127,984 | 25,761,009 | 25,725,649 | 25,725,649 | 0 | 0.00% | -5.06% | -6.40% |
| Huanusco | 1,210,482 | 1,240,976 | 1,239,273 | 1,239,273 | 0 | 0.00% | -5.06% | -6.40% |
| Jalpa | 5,407,311 | 5,543,532 | 5,535,923 | 5,535,923 | 0 | 0.00% | -5.06% | -6.40% |
| Jerez de García Salinas | 12,615,600 | 12,933,412 | 12,915,660 | 12,915,660 | 0 | 0.00% | -5.06% | -6.40% |
| Jiménez del Teul | 1,206,105 | 1,236,489 | 1,234,792 | 1,234,792 | 0 | 0.00% | -5.06% | -6.40% |
| Juan Aldama | 4,466,619 | 4,579,142 | 4,572,856 | 4,572,856 | 0 | 0.00% | -5.06% | -6.40% |
| Juchipila | 2,918,842 | 2,992,374 | 2,988,266 | 2,988,266 | 0 | 0.00% | -5.06% | -6.40% |
| Loreto | 9,197,498 | 9,429,201 | 9,416,258 | 9,416,258 | 0 | 0.00% | -5.06% | -6.40% |
| Luis Moya | 2,630,621 | 2,696,892 | 2,693,190 | 2,693,190 | 0 | 0.00% | -5.06% | -6.40% |
| Mazapil | 4,114,809 | 4,218,470 | 4,212,679 | 4,212,679 | 0 | 0.00% | -5.06% | -6.40% |
| Melchor Ocampo | 626,667 | 642,455 | 641,573 | 641,573 | 0 | 0.00% | -5.06% | -6.40% |
| Mezquital del Oro | 692,099 | 709,534 | 708,560 | 708,560 | 0 | 0.00% | -5.06% | -6.40% |
| TOTALES | 148,979,741 | 152,732,933 | 152,523,286 | 152,523,286 | 0 | 0.00% | -5.06% | -6.40% |

¹ FUENTE: Cuentas Públicas de los Ejercicios Fiscales 2002 y 2003.

² Con la actualización de las cifras de ejercicios anteriores mediante el Índice Nacional de Precios al Consumidor se muestran variaciones relativas en términos reales.

Ordenamiento Legal: Presupuesto de Egresos. Decreto No. 397. Artículo 15 Fracción II
cédula 1 de 2

GOBIERNO DEL ESTADO DE ZACATECAS
SECRETARÍA DE FINANZAS

CUENTA PÚBLICA DEL EJERCICIO FISCAL 2004

FONDO DE APORTACIONES PARA EL FORTALECIMIENTO DE LOS MUNICIPIOS

| MUNICIPIO | PRESUPUESTO | | | | Variación del presupuesto ejercido con respecto a: | | | |
|------------------------------|-------------------|-------------------|------------|------------|--|----------|------------------------|------------------------|
| | 2002 ¹ | 2003 ¹ | 2 0 0 4 | | Asignado 2004 | | Real 2003 ² | Real 2002 ² |
| | Ejercido | Ejercido | Modificado | Ejercido | Absoluta | Relativa | Relativa | Relativa |
| Miguel Auza | 4,992,835 | 5,118,615 | 5,111,589 | 5,111,589 | 0 | 0.00% | -5.06% | -6.40% |
| Momax | 671,824 | 688,749 | 687,804 | 687,804 | 0 | 0.00% | -5.06% | -6.40% |
| Monte Escobedo | 2,235,268 | 2,291,579 | 2,288,433 | 2,288,433 | 0 | 0.00% | -5.06% | -6.40% |
| Morelos | 2,247,478 | 2,304,097 | 2,300,934 | 2,300,934 | 0 | 0.00% | -5.06% | -6.40% |
| Moyahua de Estrada | 1,314,159 | 1,347,265 | 1,345,416 | 1,345,416 | 0 | 0.00% | -5.06% | -6.40% |
| Nochistlán de Mejía | 6,746,352 | 6,916,306 | 6,906,813 | 6,906,813 | 0 | 0.00% | -5.06% | -6.40% |
| Noria de Ángeles | 3,182,641 | 3,262,819 | 3,258,340 | 3,258,340 | 0 | 0.00% | -5.06% | -6.40% |
| Ojocaliente | 8,805,370 | 9,027,195 | 9,014,804 | 9,014,804 | 0 | 0.00% | -5.06% | -6.40% |
| Pánuco | 3,222,039 | 3,303,208 | 3,298,674 | 3,298,674 | 0 | 0.00% | -5.06% | -6.40% |
| Pinos | 14,840,731 | 15,214,598 | 15,193,714 | 15,193,714 | 0 | 0.00% | -5.06% | -6.40% |
| Río Grande | 13,669,185 | 14,013,539 | 13,994,304 | 13,994,304 | 0 | 0.00% | -5.06% | -6.40% |
| Sain Alto | 4,786,403 | 4,906,983 | 4,900,247 | 4,900,246 | 1 | 0.00% | -5.06% | -6.40% |
| El Salvador | 714,447 | 732,445 | 731,440 | 731,440 | 0 | 0.00% | -5.06% | -6.40% |
| Sombrerete | 14,204,156 | 14,561,987 | 14,541,999 | 14,541,999 | 0 | 0.00% | -5.06% | -6.40% |
| Susticacán | 310,108 | 317,920 | 317,484 | 317,484 | 0 | 0.00% | -5.06% | -6.40% |
| Tabasco | 3,612,784 | 3,703,797 | 3,698,714 | 3,698,714 | 0 | 0.00% | -5.06% | -6.40% |
| Tepechitlán | 2,067,081 | 2,119,155 | 2,116,246 | 2,116,246 | 0 | 0.00% | -5.06% | -6.40% |
| Tepetongo | 1,945,895 | 1,994,916 | 1,992,177 | 1,992,177 | 0 | 0.00% | -5.06% | -6.40% |
| Teul de González Ortega | 2,113,620 | 2,166,867 | 2,163,892 | 2,163,892 | 0 | 0.00% | -5.06% | -6.40% |
| Tlaltenango de Sánchez Román | 5,404,086 | 5,540,225 | 5,532,621 | 5,532,621 | 0 | 0.00% | -5.06% | -6.40% |
| Trancoso | 3,013,533 | 3,089,450 | 3,085,210 | 3,085,210 | 0 | 0.00% | -5.06% | -6.40% |
| Valparaíso | 8,074,795 | 8,278,215 | 8,266,852 | 8,266,852 | 0 | 0.00% | -5.06% | -6.40% |
| Vetagrande | 1,665,277 | 1,707,228 | 1,704,885 | 1,704,885 | 0 | 0.00% | -5.06% | -6.40% |
| Villa de Cos | 7,401,357 | 7,587,813 | 7,577,398 | 7,577,388 | 10 | 0.00% | -5.06% | -6.40% |
| Villa García | 3,327,558 | 3,411,386 | 3,406,704 | 3,406,704 | 0 | 0.00% | -5.06% | -6.40% |
| Villa González Ortega | 2,734,759 | 2,803,653 | 2,799,804 | 2,799,804 | 0 | 0.00% | -5.06% | -6.40% |
| Villa Hidalgo | 3,627,760 | 3,719,150 | 3,714,045 | 3,714,045 | 0 | 0.00% | -5.06% | -6.40% |
| Villanueva | 7,404,814 | 7,591,356 | 7,580,936 | 7,580,936 | 0 | 0.00% | -5.06% | -6.40% |
| Zacatecas | 28,545,396 | 29,264,512 | 29,224,342 | 29,224,342 | 0 | 0.00% | -5.06% | -6.40% |

| | | | | | | | | |
|---------------|-------------|-------------|-------------|-------------|----|-------|--------|--------|
| TOTAL HOJA 2 | 162,881,711 | 166,985,028 | 166,755,821 | 166,755,810 | 11 | 0.00% | -5.06% | -6.40% |
| TOTAL GENERAL | 311,861,452 | 319,717,961 | 319,279,107 | 319,279,096 | 11 | 0.00% | -5.06% | -6.40% |

¹ FUENTE: Cuentas Públicas de los Ejercicios Fiscales 2002 y 2003.

² Con la actualización de las cifras de ejercicios anteriores mediante el Índice Nacional de Precios al Consumidor se muestran variaciones relativas en términos reales.

Ordenamiento Legal: Presupuesto de Egresos. Decreto No. 397. Artículo 15 Fracción II
cédula 2 de 2

GOBIERNO DEL ESTADO DE ZACATECAS
SECRETARÍA DE FINANZAS

CUENTA PÚBLICA DEL EJERCICIO FISCAL 2004

INVERSIÓN APROBADA POR VERTIENTE DEL FONDO DE APORTACIONES PARA EL FORTALECIMIENTO DE LOS MUNICIPIOS

| MUNICIPIO | Obligaciones Financieras | Seguridad Pública | Infraestructura Básica | Adquisiciones | Total |
|----------------------------|-----------------------------|----------------------|---------------------------|------------------|--------------------|
| Apozol | 1,102,742 | 19,876 | 320,578 | 295,419 | 1,738,615 |
| Apulco | 862,771 | | 310,930 | | 1,173,701 |
| Atolinga | 500,000 | | 254,555 | | 754,555 |
| Florencia de Benito Juárez | 1,030,290 | | | | 1,030,290 |
| Calera | 5,790,437 | 147,339 | 1,585,843 | | 7,523,619 |
| Cañitas de Felipe Pescador | 1,677,104 | 333,000 | | | 2,010,104 |
| Concepción del Oro | 2,700,000 | 15,310 | | 51,000 | 2,766,310 |
| Cuauhtémoc | 2,226,107 | 14,990 | 311,985 | | 2,553,082 |
| Chalchihuites | 2,505,159 | 31,075 | 4,665 | 272,350 | 2,813,249 |
| Fresnillo | 27,514,452 | 1,000,000 | 14,705,845 | | 43,220,297 |
| García de la Cadena | | 124,995 | 641,644 | 70,000 | 836,639 |
| Genaro Codina | 1,209,993 | | 540,000 | 130,853 | 1,880,846 |
| Gral. Enrique Estrada | 300,000 | | 993,995 | | 1,293,995 |
| Gral. Francisco R. Murguía | 4,527,723 | | | 923,758 | 5,451,481 |
| Gral. Joaquín Amaro | 475,990 | | | | 475,990 |
| Gral. Pánfilo Natera | 3,537,192 | 967,295 | 449,347 | 162,000 | 5,115,834 |
| Guadalupe | 19,619,943 | 631,898 | 4,163,130 | 1,310,678 | 25,725,649 |
| Huanusco | 966,920 | 83,435 | 138,618 | 50,300 | 1,239,273 |
| Jalpa | 3,889,212 | 457,167 | 1,032,837 | 156,707 | 5,535,923 |
| Jerez de García Salinas | 2,340,296 | 733,655 | 6,983,232 | 2,858,477 | 12,915,660 |
| Jiménez del Teul | 1,006,792 | 155,000 | | 73,000 | 1,234,792 |
| Juan Aldama | 4,113,635 | 119,201 | | 340,020 | 4,572,856 |
| Juchipila | 1,845,687 | 418,959 | 723,620 | | 2,988,266 |
| Loreto | 8,118,862 | | 1,297,396 | | 9,416,258 |
| Luis Moya | 2,644,678 | 48,512 | | | 2,693,190 |
| Mazapil | 2,404,410 | 374,985 | 100,000 | 1,333,284 | 4,212,679 |
| Melchor Ocampo | 616,573 | | 25,000 | | 641,573 |
| Mezquital del Oro | 470,000 | | 238,560 | | 708,560 |
| TOTAL HOJA 1 | 103,996,968 | 5,676,692 | 34,821,780 | 8,027,846 | 152,523,286 |

Ordenamiento Legal: Presupuesto de Egresos. Decreto No. 397 Artículo 15 Fracción II
cédula 1 de 2

GOBIERNO DEL ESTADO DE ZACATECAS
SECRETARÍA DE FINANZAS

CUENTA PÚBLICA DEL EJERCICIO FISCAL 2004

INVERSIÓN APROBADA POR VERTIENTE DEL FONDO DE APORTACIONES PARA EL FORTALECIMIENTO DE LOS MUNICIPIOS

| MUNICIPIO | Obligaciones Financieras | Seguridad Pública | Infraestructura Básica | Adquisiciones | Total |
|------------------------------|-----------------------------|----------------------|---------------------------|-------------------|--------------------|
| Miguel Auza | 2,811,222 | 59,804 | 1,026,626 | 1,213,937 | 5,111,589 |
| Momax | 202,317 | | 401,219 | 84,268 | 687,804 |
| Monte Escobedo | 1,309,712 | 20,000 | 402,262 | 556,459 | 2,288,433 |
| Morelos | 1,592,134 | 52,600 | 643,800 | 12,400 | 2,300,934 |
| Moyahua de Estrada | | | 184,868 | 1,160,548 | 1,345,416 |
| Nochistlán de Mejía | 3,277,268 | 200,514 | 3,429,031 | | 6,906,813 |
| Noria de Ángeles | 3,058,340 | | 200,000 | | 3,258,340 |
| Ojocaliente | 7,706,592 | 153,289 | 1,154,923 | | 9,014,804 |
| Pánuco | 1,979,843 | 235,492 | 980,839 | 102,500 | 3,298,674 |
| Pinos | 11,586,578 | 332,837 | 3,244,349 | 29,950 | 15,193,714 |
| Río Grande | 13,812,437 | 93,547 | 88,320 | | 13,994,304 |
| Sain Alto | 4,480,246 | | 420,000 | | 4,900,246 |
| El Salvador | | | 657,008 | 74,432 | 731,440 |
| Sombrerete | 2,300,000 | 328,686 | 11,827,913 | 85,400 | 14,541,999 |
| Susticacán | 6,300 | 291,092 | | 20,092 | 317,484 |
| Tabasco | 1,500,000 | | 1,375,000 | 823,714 | 3,698,714 |
| Tepechitlán | 2,025,435 | | | 90,811 | 2,116,246 |
| Tepetongo | 1,411,044 | | 581,133 | | 1,992,177 |
| Teul de González Ortega | 1,657,500 | 24,000 | 332,392 | 150,000 | 2,163,892 |
| Tlaltenango de Sánchez Román | 1,859,242 | 343,022 | 2,178,440 | 1,151,917 | 5,532,621 |
| Trancoso | 2,924,759 | 160,451 | | | 3,085,210 |
| Valparaíso | 3,806,063 | | 2,765,759 | 1,695,030 | 8,266,852 |
| Vetagrande | 1,604,885 | | | 100,000 | 1,704,885 |
| Villa de Cos | 5,077,388 | | 2,500,000 | | 7,577,388 |
| Villa García | 2,220,707 | | 1,185,997 | | 3,406,704 |
| Villa González Ortega | 1,323,874 | 45,339 | 1,263,950 | 166,641 | 2,799,804 |
| Villa Hidalgo | 3,714,045 | | | | 3,714,045 |
| Villanueva | 6,995,924 | | 585,012 | | 7,580,936 |
| Zacatecas | 20,639,192 | 791,489 | 6,843,564 | 950,097 | 29,224,342 |
| TOTAL HOJA 2 | 110,883,047 | 3,132,162 | 44,272,405 | 8,468,196 | 166,755,810 |
| TOTAL GENERAL | 214,880,015 | 8,808,854 | 79,094,185 | 16,496,042 | 319,279,096 |

Ordenamiento Legal: Presupuesto de Egresos. Decreto No. 397 Artículo 15 Fracción II
cédula 2 de 2

GOBIERNO DEL ESTADO DE ZACATECAS
SECRETARÍA DE FINANZAS

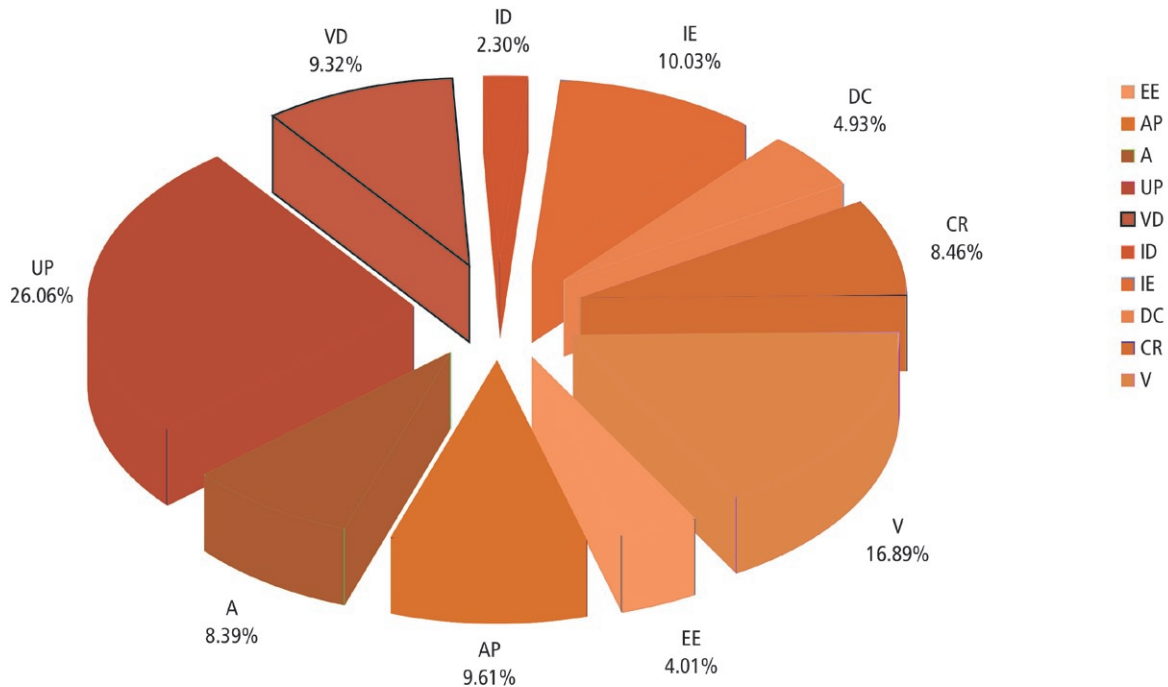
CUENTA PÚBLICA DEL EJERCICIO FISCAL 2004

COMPARATIVO GRÁFICO DE LA INVERSIÓN POR VERTIENTE DE RECURSOS DEL
RAMO GENERAL 33

FONDO DE INFRAESTRUCTURA SOCIAL MUNICIPAL

| TOTAL | | 397,668,244 | % |
|-------|-----------------------------------|-------------|--------|
| EE | Estímulos a educación | 15,961,298 | 4.01% |
| AP | Agua potable | 38,197,101 | 9.61% |
| A | Alcantarillado | 33,348,090 | 8.39% |
| UP | Urbanización y pavimentación | 103,645,437 | 26.06% |
| VD | Electrificación | 37,058,597 | 9.32% |
| ID | Infraestructura deportiva | 9,147,911 | 2.30% |
| IE | Infraestructura educativa | 39,895,575 | 10.03% |
| DC | Def. y cond. de planeación y des. | 19,594,445 | 4.93% |
| CR | Caminos rurales | 33,656,216 | 8.46% |
| V | Varios | 67,163,574 | 16.89% |

FONDO DE INFRAESTRUCTURA SOCIAL MUNICIPAL



GOBIERNO DEL ESTADO DE ZACATECAS
SECRETARÍA DE FINANZAS

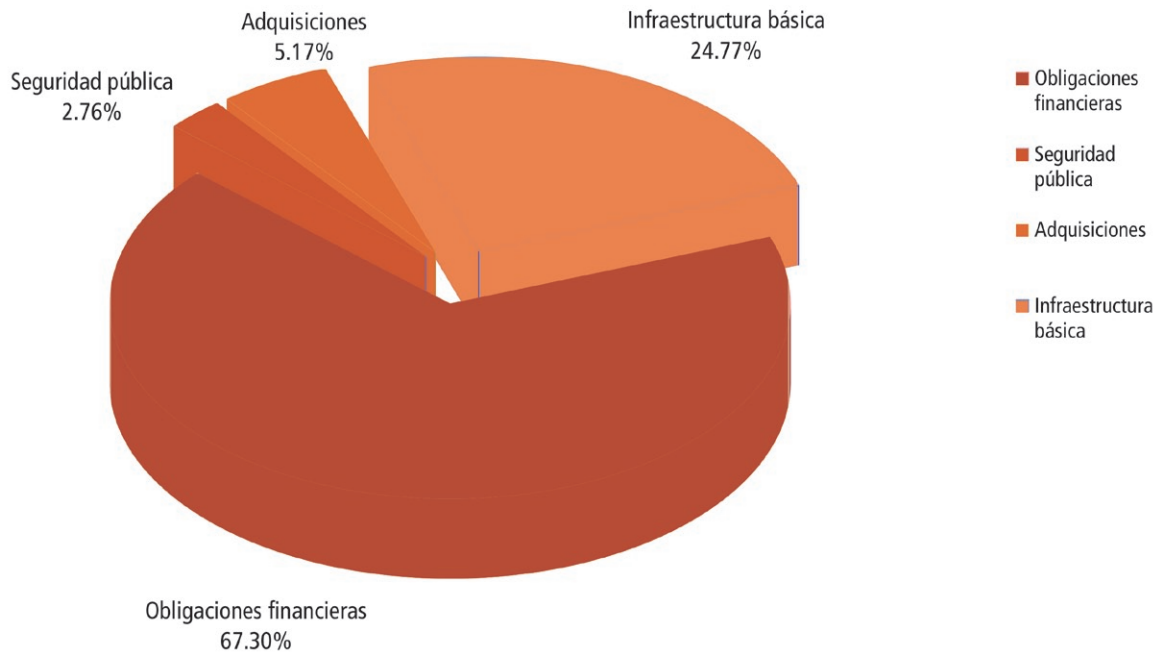
CUENTA PÚBLICA DEL EJERCICIO FISCAL 2004

COMPARATIVO GRÁFICO DE LA INVERSIÓN POR VERTIENTE DE RECURSOS DEL
RAMO GENERAL 33

FONDO DE APORT. PARA EL FORTALECIMIENTO DE LOS MUNICIPIOS

| TOTAL | 319,279,096 | % |
|--------------------------|-------------|--------|
| Obligaciones financieras | 214,880,015 | 67.30% |
| Seguridad pública | 8,808,854 | 2.76% |
| Adquisiciones | 16,496,042 | 5.17% |
| Infraestructura básica | 79,094,185 | 24.77% |

FONDO DE APORT. PARA EL FORTALECIMIENTO DE LOS MUNICIPIOS



GOBIERNO DEL ESTADO DE ZACATECAS
SECRETARÍA DE FINANZAS

CUENTA PÚBLICA DEL EJERCICIO FISCAL 2004

RENDIMIENTOS FINANCIEROS DEL FONDO DE APORTACIONES PARA LA INFRAESTRUCTURA SOCIAL MUNICIPAL

| MUNICIPIO | PRESUPUESTO | | | | Variación del presupuesto ejercido con respecto a: | | | |
|----------------------------|-------------------|-------------------|------------------|------------------|--|--------------|------------------------|------------------------|
| | 2002 ¹ | 2003 ¹ | 2004 | | Asignado 2004 | | Real 2003 ² | Real 2002 ² |
| | Ejercido | Ejercido | Modificado | Ejercido | Absoluta | Relativa | Relativa | Relativa |
| Apozol | 28,845 | 25,406 | 17,658 | 17,658 | 0 | 0.00% | -33.93% | -44.03% |
| Apulco | 30,704 | 27,043 | 18,797 | 18,797 | 0 | 0.00% | -33.92% | -44.03% |
| Atolinga | 18,397 | 16,204 | 11,263 | 11,263 | 0 | 0.00% | -33.92% | -44.03% |
| Florencia de Benito Juárez | 21,754 | 19,160 | 13,318 | 13,318 | 0 | 0.00% | -33.92% | -44.03% |
| Calera | 100,004 | 88,080 | 61,221 | 61,221 | 0 | 0.00% | -33.92% | -44.03% |
| Cañitas de Felipe Pescador | 40,068 | 35,291 | 24,529 | 24,529 | 0 | 0.00% | -33.92% | -44.03% |
| Concepción del Oro | 65,363 | 57,570 | 40,015 | 40,015 | 0 | 0.00% | -33.92% | -44.03% |
| Cuahtémoc | 52,646 | 46,369 | 32,229 | 32,229 | 0 | 0.00% | -33.92% | -44.03% |
| Chalchihuites | 58,908 | 51,884 | 36,062 | 36,062 | 0 | 0.00% | -33.92% | -44.03% |
| Fresnillo | 740,278 | 652,016 | 453,187 | 453,187 | 0 | 0.00% | -33.92% | -44.03% |
| García de la Cadena | 14,105 | 12,424 | 8,635 | 8,635 | 0 | 0.00% | -33.92% | -44.03% |
| Genaro Codina | 58,411 | 51,447 | 35,758 | 35,758 | 0 | 0.00% | -33.92% | -44.03% |
| Gral. Enrique Estrada | 17,803 | 15,680 | 10,898 | 10,898 | 0 | 0.00% | -33.93% | -44.04% |
| Gral. Francisco R. Murguía | 110,928 | 97,702 | 67,909 | 67,909 | 0 | 0.00% | -33.92% | -44.03% |
| Gral. Joaquín Amaro | 12,451 | 10,967 | 7,622 | 7,622 | 0 | 0.00% | -33.93% | -44.03% |
| Gral. Pánfilo Natera | 105,618 | 93,025 | 64,658 | 64,658 | 0 | 0.00% | -33.92% | -44.03% |
| Guadalupe | 258,621 | 227,786 | 158,324 | 158,324 | 0 | 0.00% | -33.92% | -44.03% |
| Huanusco | 22,807 | 20,088 | 13,962 | 13,962 | 0 | 0.00% | -33.93% | -44.03% |
| Jalpa | 94,334 | 83,087 | 57,750 | 57,750 | 0 | 0.00% | -33.92% | -44.03% |
| Jerez de García Salinas | 176,101 | 155,105 | 107,807 | 107,807 | 0 | 0.00% | -33.92% | -44.03% |
| Jiménez del Teul | 61,046 | 53,768 | 37,372 | 37,372 | 0 | 0.00% | -33.92% | -44.03% |
| Juan Aldama | 69,184 | 60,936 | 42,354 | 42,354 | 0 | 0.00% | -33.92% | -44.03% |
| Juchipila | 41,943 | 36,942 | 25,677 | 25,677 | 0 | 0.00% | -33.92% | -44.03% |
| Loreto | 179,160 | 157,799 | 109,679 | 109,679 | 0 | 0.00% | -33.92% | -44.03% |
| Luis Moya | 37,206 | 32,770 | 22,777 | 22,777 | 0 | 0.00% | -33.92% | -44.03% |
| Mazapil | 209,101 | 184,170 | 128,009 | 128,009 | 0 | 0.00% | -33.92% | -44.03% |
| Melchor Ocampo | 25,215 | 22,208 | 15,436 | 15,436 | 0 | 0.00% | -33.92% | -44.03% |
| Mezquital del Oro | 18,688 | 16,460 | 11,441 | 11,441 | 0 | 0.00% | -33.92% | -44.03% |
| TOTALES | 2,669,689 | 2,351,389 | 1,634,347 | 1,634,347 | 0 | 0.00% | -33.92% | -44.03% |

¹ FUENTE: Cuentas Públicas de los Ejercicios Fiscales 2002 y 2003.

² Con la actualización de las cifras de ejercicios anteriores mediante el Índice Nacional de Precios al Consumidor se muestran variaciones relativas en términos reales.

Ordenamiento Legal: Presupuesto de Egresos. Decreto No. 397 Artículo 11 Fracción III y Artículo 15 Fracción IV
cédula 1 de 2

GOBIERNO DEL ESTADO DE ZACATECAS
SECRETARÍA DE FINANZAS
 CUENTA PÚBLICA DEL EJERCICIO FISCAL 2004

RENDIMIENTOS FINANCIEROS DEL FONDO DE APORTACIONES PARA LA INFRAESTRUCTURA SOCIAL MUNICIPAL

| MUNICIPIO | P R E S U P U E S T O | | | | Variación del presupuesto ejercido con respecto a: | | | |
|------------------------------|-----------------------|-------------------|------------------|------------------|--|--------------|------------------------|------------------------|
| | 2002 ¹ | 2003 ¹ | 2 0 0 4 | | Asignado 2004 | | Real 2003 ² | Real 2002 ² |
| | Ejercido | Ejercido | Modificado | Ejercido | Absoluta | Relativa | Relativa | Relativa |
| Miguel Auza | 75,971 | 66,913 | 46,509 | 46,509 | 0 | 0.00% | -33.92% | -44.03% |
| Momax | 13,264 | 11,683 | 8,120 | 8,120 | 0 | 0.00% | -33.92% | -44.03% |
| Monte Escobedo | 61,474 | 54,144 | 37,633 | 37,633 | 0 | 0.00% | -33.92% | -44.03% |
| Morelos | 24,195 | 21,310 | 14,812 | 14,812 | 0 | 0.00% | -33.92% | -44.03% |
| Moyahua de Estrada | 27,247 | 23,998 | 16,680 | 16,680 | 0 | 0.00% | -33.92% | -44.03% |
| Nochistlán de Mejía | 140,028 | 123,333 | 85,723 | 85,723 | 0 | 0.00% | -33.92% | -44.03% |
| Noria de Ángeles | 80,501 | 70,903 | 49,282 | 49,282 | 0 | 0.00% | -33.92% | -44.03% |
| Ojocaliente | 158,848 | 139,909 | 97,245 | 97,245 | 0 | 0.00% | -33.92% | -44.03% |
| Pánuco | 67,332 | 59,304 | 41,220 | 41,220 | 0 | 0.00% | -33.92% | -44.03% |
| Pinos | 545,776 | 480,704 | 334,116 | 334,116 | 0 | 0.00% | -33.92% | -44.03% |
| Río Grande | 217,559 | 191,620 | 133,187 | 133,187 | 0 | 0.00% | -33.92% | -44.03% |
| Saín Alto | 110,176 | 97,040 | 67,448 | 67,448 | 0 | 0.00% | -33.92% | -44.03% |
| El Salvador | 41,950 | 36,948 | 25,681 | 25,681 | 0 | 0.00% | -33.92% | -44.03% |
| Sombrerete | 299,350 | 263,659 | 183,258 | 183,258 | 0 | 0.00% | -33.92% | -44.03% |
| Susticacán | 8,907 | 7,845 | 5,453 | 5,453 | 0 | 0.00% | -33.92% | -44.03% |
| Tabasco | 71,625 | 63,086 | 43,848 | 43,848 | 0 | 0.00% | -33.92% | -44.03% |
| Tepechitlán | 43,555 | 38,362 | 26,664 | 26,664 | 0 | 0.00% | -33.92% | -44.03% |
| Tepetongo | 43,118 | 37,977 | 26,396 | 26,396 | 0 | 0.00% | -33.92% | -44.03% |
| Teul de González Ortega | 42,098 | 37,079 | 25,772 | 25,772 | 0 | 0.00% | -33.92% | -44.03% |
| Tlaltenango de Sánchez Román | 123,894 | 109,122 | 75,846 | 75,846 | 0 | 0.00% | -33.92% | -44.03% |
| Trancoso | 62,808 | 55,319 | 38,450 | 38,450 | 0 | 0.00% | -33.92% | -44.03% |
| Valparaíso | 329,214 | 289,963 | 201,540 | 201,540 | 0 | 0.00% | -33.92% | -44.03% |
| Vetagrande | 30,024 | 26,444 | 18,380 | 18,380 | 0 | 0.00% | -33.92% | -44.03% |
| Villa de Cos | 181,030 | 159,446 | 110,824 | 110,824 | 0 | 0.00% | -33.92% | -44.03% |
| Villa García | 70,400 | 62,006 | 43,097 | 43,097 | 0 | 0.00% | -33.93% | -44.03% |
| Villa González Ortega | 53,264 | 46,913 | 32,607 | 32,607 | 0 | 0.00% | -33.92% | -44.03% |
| Villa Hidalgo | 99,171 | 87,347 | 60,710 | 60,710 | 0 | 0.00% | -33.92% | -44.03% |
| Villanueva | 158,122 | 139,269 | 96,799 | 96,799 | 0 | 0.00% | -33.92% | -44.03% |
| Zacatecas | 249,301 | 219,577 | 152,618 | 152,618 | 0 | 0.00% | -33.92% | -44.03% |
| TOTAL HOJA 2 | 3,430,202 | 3,021,226 | 2,099,918 | 2,099,918 | 0 | 0.00% | -33.92% | -44.03% |
| TOTAL GENERAL | 6,099,891 | 5,372,615 | 3,734,265 | 3,734,265 | 0 | 0.00% | -33.92% | -44.03% |

¹ FUENTE: Cuentas Públicas de los Ejercicios Fiscales 2002 y 2003.

² Con la actualización de las cifras de ejercicios anteriores mediante el Índice Nacional de Precios al Consumidor se muestran variaciones relativas en términos reales.

Ordenamiento Legal: Presupuesto de Egresos. Decreto No. 397 Artículo 11 Fracción III y Artículo 15 Fracción IV
 cédula 2de 2

GOBIERNO DEL ESTADO DE ZACATECAS
SECRETARÍA DE FINANZAS

CUENTA PÚBLICA DEL EJERCICIO FISCAL 2004

RENDIMIENTOS FINANCIEROS DEL FONDO DE APORTACIONES PARA EL FORTALECIMIENTO DE LOS MUNICIPIOS

| MUNICIPIO | P R E S U P U E S T O | | | | Variación del presupuesto ejercido con respecto a: | | | |
|----------------------------|-----------------------|-------------------|------------------|------------------|--|--------------|------------------------|------------------------|
| | 2002 ¹ | 2003 ¹ | 2 0 0 4 | | Asignado 2004 | | Real 2003 ² | Real 2002 ² |
| | Ejercido | Ejercido | Modificado | Ejercido | Absoluta | Relativa | Relativa | Relativa |
| Apozol | 16,940 | 13,908 | 24,213 | 24,213 | 0 | 0.00% | 65.51% | 30.68% |
| Apulco | 11,436 | 9,389 | 15,569 | 15,569 | 0 | 0.00% | 57.64% | 24.47% |
| Atolinga | 7,352 | 6,036 | 10,989 | 10,989 | 0 | 0.00% | 73.07% | 36.65% |
| Florencia de Benito Juárez | 10,039 | 8,242 | 13,973 | 13,973 | 0 | 0.00% | 61.17% | 27.25% |
| Calera | 73,307 | 60,185 | 94,146 | 94,146 | 0 | 0.00% | 48.71% | 17.41% |
| Cañitas de Felipe Pescador | 19,586 | 16,080 | 28,866 | 28,866 | 0 | 0.00% | 70.66% | 34.74% |
| Concepción del Oro | 26,954 | 22,129 | 39,889 | 39,889 | 0 | 0.00% | 71.36% | 35.30% |
| Cuahtémoc | 24,876 | 20,423 | 34,244 | 34,244 | 0 | 0.00% | 59.40% | 25.85% |
| Chalchihuites | 27,411 | 22,504 | 41,098 | 41,098 | 0 | 0.00% | 73.61% | 37.07% |
| Fresnillo | 421,123 | 345,738 | 581,878 | 581,878 | 0 | 0.00% | 60.00% | 26.32% |
| García de la Cadena | 8,152 | 6,693 | 11,876 | 11,876 | 0 | 0.00% | 68.69% | 33.19% |
| Genaro Codina | 18,326 | 15,046 | 26,526 | 26,526 | 0 | 0.00% | 67.60% | 32.33% |
| Gral. Enrique Estrada | 12,608 | 10,351 | 17,333 | 17,333 | 0 | 0.00% | 59.19% | 25.69% |
| Gral. Francisco R. Murguía | 53,117 | 43,609 | 80,819 | 80,819 | 0 | 0.00% | 76.18% | 39.10% |
| Gral. Joaquín Amaro | 4,638 | 3,808 | 6,817 | 6,817 | 0 | 0.00% | 70.20% | 34.38% |
| Gral. Pánfilo Natera | 49,847 | 40,924 | 70,381 | 70,381 | 0 | 0.00% | 63.50% | 29.09% |
| Guadalupe | 250,661 | 205,790 | 351,137 | 351,137 | 0 | 0.00% | 62.21% | 28.07% |
| Huanusco | 12,075 | 9,913 | 18,029 | 18,029 | 0 | 0.00% | 72.89% | 36.50% |
| Jalpa | 53,940 | 44,284 | 77,157 | 77,157 | 0 | 0.00% | 65.64% | 30.78% |
| Jerez de García Salinas | 125,845 | 103,318 | 180,995 | 180,995 | 0 | 0.00% | 66.54% | 31.49% |
| Jiménez del Teul | 12,031 | 9,878 | 16,745 | 16,745 | 0 | 0.00% | 61.16% | 27.25% |
| Juan Aldama | 44,556 | 36,580 | 64,436 | 64,436 | 0 | 0.00% | 67.46% | 32.22% |
| Juchipila | 29,117 | 23,904 | 41,484 | 41,484 | 0 | 0.00% | 64.98% | 30.26% |
| Loreto | 91,749 | 75,325 | 121,943 | 121,943 | 0 | 0.00% | 53.90% | 21.51% |
| Luis Moya | 26,241 | 21,544 | 37,256 | 37,256 | 0 | 0.00% | 64.40% | 29.80% |
| Mazapil | 41,047 | 33,699 | 64,698 | 64,698 | 0 | 0.00% | 82.52% | 44.10% |
| Melchor Ocampo | 6,251 | 5,132 | 9,103 | 9,103 | 0 | 0.00% | 68.62% | 33.14% |
| Mezquital del Oro | 6,904 | 5,668 | 10,081 | 10,081 | 0 | 0.00% | 69.08% | 33.50% |
| TOTALES | 1,486,129 | 1,220,099 | 2,091,681 | 2,091,681 | 0 | 0.00% | 62.98% | 28.68% |

¹ FUENTE: Cuentas Públicas de los Ejercicios Fiscales 2002 y 2003.

² Con la actualización de las cifras de ejercicios anteriores mediante el Índice Nacional de Precios al Consumidor se muestran variaciones relativas en términos reales.
Ordenamiento Legal: Presupuesto de Egresos. Decreto No. 397 Artículo 11 Fracción III y Artículo 15 Fracción IV
cédula 1 de 2

GOBIERNO DEL ESTADO DE ZACATECAS
SECRETARÍA DE FINANZAS

CUENTA PÚBLICA DEL EJERCICIO FISCAL 2004

RENDIMIENTOS FINANCIEROS DEL FONDO DE APORTACIONES PARA EL FORTALECIMIENTO DE LOS MUNICIPIOS

| MUNICIPIO | PRESUPUESTO | | | | Variación del presupuesto ejercido con respecto a: | | | |
|------------------------------|-------------------|-------------------|------------------|------------------|--|--------------|------------------------|------------------------|
| | 2002 ¹ | 2003 ¹ | 2 0 0 4 | | Asignado 2004 | | Real 2003 ² | Real 2002 ² |
| | Ejercido | Ejercido | Modificado | Ejercido | Absoluta | Relativa | Relativa | Relativa |
| Miguel Auza | 49,806 | 40,890 | 69,040 | 69,040 | 0 | 0.00% | 60.51% | 26.73% |
| Momax | 6,702 | 5,502 | 10,144 | 10,144 | 0 | 0.00% | 75.27% | 38.38% |
| Monte Escobedo | 22,298 | 18,306 | 31,739 | 31,739 | 0 | 0.00% | 64.82% | 30.13% |
| Morelos | 22,420 | 18,406 | 30,462 | 30,462 | 0 | 0.00% | 57.33% | 24.22% |
| Moyahua de Estrada | 13,109 | 10,763 | 19,141 | 19,141 | 0 | 0.00% | 69.07% | 33.49% |
| Nochistlán de Mejía | 67,297 | 55,251 | 97,912 | 97,912 | 0 | 0.00% | 68.47% | 33.02% |
| Noria de Ángeles | 31,748 | 26,065 | 44,136 | 44,136 | 0 | 0.00% | 60.98% | 27.10% |
| Ojocaliente | 87,837 | 72,113 | 119,861 | 119,861 | 0 | 0.00% | 58.01% | 24.76% |
| Pánuco | 32,141 | 26,388 | 44,720 | 44,720 | 0 | 0.00% | 61.11% | 27.21% |
| Pinos | 148,042 | 121,541 | 207,480 | 207,480 | 0 | 0.00% | 62.29% | 28.13% |
| Río Grande | 136,355 | 111,946 | 195,441 | 195,441 | 0 | 0.00% | 65.97% | 31.04% |
| Sain Alto | 47,746 | 39,199 | 69,664 | 69,664 | 0 | 0.00% | 68.95% | 33.39% |
| El Salvador | 7,127 | 5,851 | 11,570 | 11,570 | 0 | 0.00% | 87.98% | 48.42% |
| Sombrerete | 141,692 | 116,328 | 208,064 | 208,064 | 0 | 0.00% | 70.04% | 34.25% |
| Susticacán | 3,093 | 2,540 | 4,603 | 4,603 | 0 | 0.00% | 72.30% | 36.06% |
| Tabasco | 36,039 | 29,588 | 50,456 | 50,456 | 0 | 0.00% | 62.12% | 28.00% |
| Tepechitlán | 20,620 | 16,929 | 29,630 | 29,630 | 0 | 0.00% | 66.39% | 31.37% |
| Tepetongo | 19,411 | 15,936 | 28,882 | 28,882 | 0 | 0.00% | 72.29% | 36.03% |
| Teul de González Ortega | 21,084 | 17,310 | 30,141 | 30,141 | 0 | 0.00% | 65.53% | 30.70% |
| Tlaltenango de Sánchez Román | 53,908 | 44,258 | 76,685 | 76,685 | 0 | 0.00% | 64.72% | 30.05% |
| Trancoso | 30,061 | 24,680 | 14,502 | 14,502 | 0 | 0.00% | -44.14% | -55.90% |
| Valparaíso | 80,549 | 66,130 | 116,778 | 116,778 | 0 | 0.00% | 67.88% | 32.54% |
| Vetagrande | 16,612 | 13,638 | 22,935 | 22,935 | 0 | 0.00% | 59.87% | 26.22% |
| Villa de Cos | 73,831 | 60,615 | 105,207 | 105,207 | 0 | 0.00% | 65.00% | 30.28% |
| Villa García | 33,194 | 27,252 | 44,847 | 44,847 | 0 | 0.00% | 56.45% | 23.52% |
| Villa González Ortega | 27,280 | 22,397 | 38,025 | 38,025 | 0 | 0.00% | 61.40% | 27.43% |
| Villa Hidalgo | 36,188 | 29,710 | 52,764 | 52,764 | 0 | 0.00% | 68.83% | 33.30% |
| Villanueva | 73,866 | 60,643 | 104,179 | 104,179 | 0 | 0.00% | 63.31% | 28.94% |
| Zacatecas | 284,751 | 233,778 | 391,602 | 391,602 | 0 | 0.00% | 59.25% | 25.73% |
| TOTAL HOJA 2 | 1,624,807 | 1,333,951 | 2,270,610 | 2,270,610 | 0 | 0.00% | 61.82% | 27.76% |
| TOTAL GENERAL | 3,110,936 | 2,554,049 | 4,362,291 | 4,362,291 | 0 | 0.00% | 62.37% | 28.20% |

¹ FUENTE: Cuentas Públicas de los Ejercicios Fiscales 2002 y 2003.

² Con la actualización de las cifras de ejercicios anteriores mediante el Índice Nacional de Precios al Consumidor se muestran variaciones relativas en términos reales.

Ordenamiento Legal: Presupuesto de Egresos. Decreto No. 397 Artículo 11 Fracción III y Artículo 15 Fracción IV
cédula 2 de 2

GOBIERNO DEL ESTADO DE ZACATECAS
SECRETARÍA DE FINANZAS

CUENTA PÚBLICA DEL EJERCICIO FISCAL 2004

DISTRIBUCIÓN GRÁFICA DE LOS RECURSOS A MUNICIPIOS

| CONCEPTO | IMPORTE | IMPORTE |
|-----------------|---------------|---------|
| TOTAL | 1,728,972,683 | 100.0% |
| Fondo único | 1,003,928,787 | 58.07% |
| Fondo III | 397,668,244 | 23.00% |
| Fondo IV | 319,279,096 | 18.47% |
| Rend. fondo III | 3,734,265 | 0.22% |
| Rend. fondo IV | 4,362,291 | 0.25% |

DISTRIBUCIÓN GRÁFICA DE LOS RECURSOS A MUNICIPIOS

